

LOGO USE GUIDELINES

As you may have noticed, PROSOCO has introduced a new look, including new logo designs. We want to equip you with these logo files in order to update them wherever used – on a website, in printed materials, etc. We also want to make sure that our logo is represented in a consistent and unified way wherever and however it's used. Please follow these basic guidelines as you replace and use our new logos.

BRANDS & SUB-BRANDS



Corporate logo



Sure Klean
sub-brand logo










R-Guard
sub-brand logo



Consolideck
sub-brand logo

GUIDELINES FOR USE

When using the PROSOCO logo and all sub-brand (Consolideck®, R-Guard, Sure Klean®, etc.) logos, please:

-  **DON'T** change the colors
-  **DON'T** change the dimensions
-  **DON'T** superimpose the logo on top of other photos
-  **DON'T** use drop shadows behind logos
-  **DON'T** squish
-  **DON'T** stretch
-  **DON'T** tie it with another logo (like BEI, for instance)

FOR MORE INFO

If you have any questions about how to use our logo or need additional logos from us, please contact John Young at john.young@proso.com, or call 800-255-4255.