



Pallet Tag Program Laboratory Report

ABC Block & Brick Little Rock, AR



Project No. 2304-03 PTP

Prepared For:



Prepared By:

J. Lucas Comadoll

J. Lucas Comadoll
Project Testing Technician
AMT Laboratories

June 2023



LABORATORY REPORT

AMT Laboratories • 3741 Greenway Circle • Lawrence, Kansas 66046 • (888) 376-3600

FOR: Mike Dickey, Dickey Sales, LLC
cc: Clay Witt, PROSOCO, Inc.
Jake Boyer, PROSOCO, Inc.
Al Morris, PROSOCO, Inc.

SUBJECT: ABC Block & Brick
Little Rock, AR
Pallet Tag Evaluation

DATE: June 20, 2023
PROJECT: 2304-03 PTP

SAMPLES SUBMITTED: Five types of concrete brick

Sample	Name	Color	Integral Water Repellent	Size
(4) Concrete Brick	"Black Diamond"	Black	Yes	10" x 3" x 2 ¾"
(4) Concrete Brick	"Oakwood"	Light Brown	Yes	10" x 3" x 2 ¾"
(4) Concrete Brick	"Silverado"	Gray	Yes	10" x 3" x 2 ¾"
(4) Concrete Brick	"Stone Mountain"	Light Gray	Yes	10" x 3" x 2 ¾"
(4) Concrete Brick	"Winter Ice"	White	Yes	10" x 3" x 2 ¾"

SUBMITTED BY: Mike Dickey
Dickey Sales, LLC

PURPOSE OF TEST:

- To determine the most appropriate PROSOCO, Inc. new construction cleaner(s) for the submitted samples.
- To determine the most appropriate PROSOCO, Inc. water repellent(s) for the submitted samples.
- To determine the effectiveness of appropriate PROSOCO, Inc. products in preventing the penetration of, and simplifying the removal of, graffiti staining on the submitted samples.

NOTE: Some of the submitted samples exhibited a variation in color or surface finish upon arrival prior to any testing as shown in the photograph below.

Variation in Color or Surface Finish Present as Submitted



PRODUCTS EVALUATED:

New Construction Cleaning	Dilution:
Sure Klean® Custom Masonry Cleaner	1:4, 1:6
Sure Klean® Vana Trol®	1:6, 1:8
Sure Klean® 600	1:6, 1:8

Water Repellency	Dilution:
Sure Klean® Weather Seal Siloxane WB Concentrate	1:9
Sure Klean® Weather Seal Blok-Guard® & Graffiti Control 9	N/A*
Sure Klean® Weather Seal Blok-Guard® & Graffiti Control WB 15	N/A*

Graffiti Resistance	Dilution:
Sure Klean® Weather Seal Blok-Guard® & Graffiti Control 9	N/A*
Sure Klean® Weather Seal Blok-Guard® & Graffiti Control WB 15	N/A*

***NOTE:** Per the product data sheet instructions, only use the product in concentrate. Do not dilute.

TEST METHODS: New Construction Cleaning

Sure Klean® Custom Masonry Cleaner, Sure Klean® Vana Trol®, and Sure Klean® 600 were evaluated to determine the optimal concentration of cleaner which leaves the external surface looking most like the uncleaned surface of the submitted concrete brick.

Aggregate Exposure is the visual examination comparing aggregate exposure of the uncleaned surface of the concrete brick to surfaces cleaned with selected product(s) at given dilutions.

Surface Pigment Alteration/Removal is the visual examination comparing the uncleaned surface of the concrete brick to surfaces cleaned with selected product(s) at given dilutions.

The following is the scale used for reporting results of both categories:

- 0 – **No change** compared to uncleaned surface
- 1 – **Slight change** compared to uncleaned surface
- 2 – **Moderate change** compared to uncleaned surface
- 3 – **Significant change** compared to uncleaned surface

Cleaning Procedure:

1. Pre-wet the surface and apply diluted cleaning solution according to PROSOCO, Inc. Product Data Sheet.
2. Allow for an appropriate dwell time and periodically agitate:

Custom Masonry Cleaner	3 minutes
Vana Trol®	5 minutes
600	5 minutes
3. Reapply cleaning solution; do not let cleaner dry into sample.
4. Rinse thoroughly with plenty of fresh water.*
5. Allow the sample to dry for at least 18 hours and visually examine.
6. Compare the uncleaned surfaces to the cleaned surfaces for the best match.

***Rinsing Equipment** – Masonry washing equipment generating approximately 700-800 psi with a water flow rate of 8 gallons per minute delivered through a 40-degree fan spray tip was used for rinsing.

TEST RESULTS AND PHOTOGRAPHS: New Construction Cleaning

Name: "Black Diamond" Concrete Brick			
Product	Dilution	Aggregate Exposure	Surface Pigment Alteration/Removal
Custom Masonry Cleaner	1:4	2	2
Custom Masonry Cleaner	1:6	1	1
Vana Trol®	1:6	2	2
Vana Trol®	1:8	1	1
600	1:6	2	2
600	1:8	2	2

"Black Diamond" Concrete Brick After Cleaning



TEST RESULTS AND PHOTOGRAPHS: New Construction Cleaning (cont.)

Name: "Oakwood" Concrete Brick			
Product	Dilution	Aggregate Exposure	Surface Pigment Alteration/Removal
Custom Masonry Cleaner	1:4	1*	1*
Custom Masonry Cleaner	1:6	1*	1*
Vana Trol®	1:6	1*	1*
Vana Trol®	1:8	1*	1*
600	1:6	1*	1*
600	1:8	1*	1*

*NOTE: Very slight change compared to uncleaned surface.

"Oakwood" Concrete Brick After Cleaning




TEST RESULTS AND PHOTOGRAPHS: New Construction Cleaning (cont.)

Name: "Silverado" Concrete Brick			
Product	Dilution	Aggregate Exposure	Surface Pigment Alteration/Removal
Custom Masonry Cleaner	1:4	1	1
Custom Masonry Cleaner	1:6	1*	1*
Vana Trol®	1:6	1	1
Vana Trol®	1:8	1*	1*
600	1:6	1	1
600	1:8	1	1

***NOTE:** Very slight change compared to uncleaned surface.

"Silverado" Concrete Brick After Cleaning




TEST RESULTS AND PHOTOGRAPHS: New Construction Cleaning (cont.)

Name: "Stone Mountain" Concrete Brick			
Product	Dilution	Aggregate Exposure	Surface Pigment Alteration/Removal
Custom Masonry Cleaner	1:4	1	1
Custom Masonry Cleaner	1:6	1*	1*
Vana Trol®	1:6	1	1
Vana Trol®	1:8	1*	1*
600	1:6	1	1
600	1:8	1*	1*

*NOTE: Very slight change compared to uncleaned surface.


"Stone Mountain" Concrete Brick After Cleaning



TEST RESULTS AND PHOTOGRAPHS: New Construction Cleaning (cont.)

Name: "Winter Ice" Concrete Brick			
Product	Dilution	Aggregate Exposure	Surface Pigment Alteration/Removal
Custom Masonry Cleaner	1:4	1	1
Custom Masonry Cleaner	1:6	1	1
Vana Trol®	1:6	1	1
Vana Trol®	1:8	1	1
600	1:6	1	1
600	1:8	1	1

"Winter Ice" Concrete Brick After Cleaning



CONCLUSIONS: New Construction Cleaning

In most of the cleaning tests conducted, all three new construction cleaners caused a very slight to slight amount of surface pigment removal, exposing a very slight to slight amount of aggregate in the submitted concrete brick. A moderate amount of surface pigment removal was observed when cleaning the “Black Diamond” concrete brick with Sure Klean® Custom Masonry Cleaner diluted with four parts water, Sure Klean® Vana Trol® diluted with six parts water, and either dilution of Sure Klean® 600, resulting in the exposure of a moderate amount of aggregate.

When choosing the most appropriate product for the desired result:

- For excess mortar and heavy efflorescence – Test Sure Klean® Custom Masonry Cleaner
- For new masonry surfaces that are subject to vanadium, manganese, and other metallic stains – test Sure Klean® Vana Trol®
- For a general purpose, concentrated acidic cleaner – test Sure Klean® 600

It is recommended that the selected cleaners always be used in the lowest possible concentration. Apply all products in accordance with the manufacturer’s recommendations provided on container labels and product data sheets. On-site testing should be conducted to determine the most appropriate cleaning product and procedures for a particular project. See product literature for additional application and product information.

RECOMMENDATIONS: New Construction Cleaning

Recommendations for cleaning the concrete brick submitted by ABC Block & Brick, Little Rock, AR are provided in the chart below. Recommendations are based on the cleaner and dilution that provided the best match to the uncleaned surface.

Sample	New Construction Cleaning
"Black Diamond" Concrete Brick	Sure Klean® Custom Masonry Cleaner (1:6) OR Sure Klean® Vana Trol® (1:8)
"Oakwood" Concrete Brick	Sure Klean® Custom Masonry Cleaner (1:4) or (1:6) OR Sure Klean® Vana Trol® (1:6) or (1:8) OR Sure Klean® 600 (1:6) or (1:8)
"Silverado" Concrete Brick	
"Stone Mountain" Concrete Brick	
"Winter Ice" Concrete Brick	

The most appropriate cleaner and dilution should be determined on the specific job-site, and will be dependent primarily on the nature and severity of soiling present at that location.

Apply all products in accordance with the manufacturer's recommendation provided on container labels and product data sheets. On-site testing should be conducted to determine the most appropriate cleaning product and procedures for a particular project. See product literature for additional application and product information.

SAMPLE PREPARATION: Treatment Application

Prior to treatment application, the concrete brick were cleaned with Sure Klean® Custom Masonry Cleaner diluted with six parts water in accordance with the current PROSOCO, Inc. Product Data Sheet instructions. After the samples had dried for at least 24 hours, Sure Klean® Weather Seal Siloxane WB Concentrate diluted with 9 parts water, Sure Klean® Weather Seal Blok-Guard® & Graffiti Control 9, and Sure Klean® Weather Seal Blok-Guard® & Graffiti Control WB 15 were applied in accordance with the current PROSOCO, Inc. Product Data Sheet instructions for porous surfaces and allowed to cure for at least 72 hours prior to testing.

TEST METHODS: Protective Water Repellents**Water Absorption Tube Test: RILEM II.4, 60 mph, 20 Minutes**

The water absorption tube test simulating wind driven rain conditions was performed. This test simulates 60 mile per hour wind driven rain conditions for a period of 20 minutes.

Water Absorption Tube Test of “Winter Ice” Concrete Brick

TEST RESULTS AND PHOTOGRAPHS: Protective Water Repellents

Water Absorption Tube Test: RILEM II.4, 60 mph, 20 Minutes

"Black Diamond" Concrete Brick	
Untreated Control	54 mph
Sure Klean® Weather Seal Siloxane WB Concentrate (1:9)	60 mph
Sure Klean® Weather Seal Blok-Guard® & Graffiti Control 9	60 mph
Sure Klean® Weather Seal Blok-Guard® & Graffiti Control WB 15	60 mph

"Black Diamond" Concrete Brick After Treatment Application



TEST RESULTS AND PHOTOGRAPHS: Protective Water Repellents (cont.)

Water Absorption Tube Test: RILEM II.4, 60 mph, 20 Minutes

"Oakwood" Concrete Brick	
Untreated Control	60 mph
Sure Klean® Weather Seal Siloxane WB Concentrate (1:9)	60 mph
Sure Klean® Weather Seal Blok-Guard® & Graffiti Control 9	60 mph
Sure Klean® Weather Seal Blok-Guard® & Graffiti Control WB 15	60 mph

"Oakwood" Concrete Brick After Treatment Application



TEST RESULTS AND PHOTOGRAPHS: Protective Water Repellents (cont.)

Water Absorption Tube Test: RILEM II.4, 60 mph, 20 Minutes

“Silverado” Concrete Brick	
Untreated Control	50 mph
Sure Klean® Weather Seal Siloxane WB Concentrate (1:9)	60 mph
Sure Klean® Weather Seal Blok-Guard® & Graffiti Control 9	60 mph
Sure Klean® Weather Seal Blok-Guard® & Graffiti Control WB 15	60 mph

“Silverado” Concrete Brick After Treatment Application



TEST RESULTS AND PHOTOGRAPHS: Protective Water Repellents (cont.)

Water Absorption Tube Test: RILEM II.4, 60 mph, 20 Minutes

"Stone Mountain" Concrete Brick	
Untreated Control	51 mph
Sure Klean® Weather Seal Siloxane WB Concentrate (1:9)	60 mph
Sure Klean® Weather Seal Blok-Guard® & Graffiti Control 9	60 mph
Sure Klean® Weather Seal Blok-Guard® & Graffiti Control WB 15	60 mph

"Stone Mountain" Concrete Brick After Treatment Application



TEST RESULTS AND PHOTOGRAPHS: Protective Water Repellents (cont.)

Water Absorption Tube Test: RILEM II.4, 60 mph, 20 Minutes

“Winter Ice” Concrete Brick	
Untreated Control	60 mph
Sure Klean® Weather Seal Siloxane WB Concentrate (1:9)	60 mph
Sure Klean® Weather Seal Blok-Guard® & Graffiti Control 9	60 mph
Sure Klean® Weather Seal Blok-Guard® & Graffiti Control WB 15	60 mph

“Winter Ice” Concrete Brick After Treatment Application



CONCLUSIONS: Protective Water Repellents

Based on the laboratory evaluations, all of the treatments provided good water repellent protection to the submitted concrete brick. Although some of the untreated controls absorbed no water in the 20 minute RILEM test, the treatments will likely provide long-term water repellent protection and help to prevent water-related staining.

Application of Sure Klean® Weather Seal Siloxane WB Concentrate diluted with nine parts water provided either no change or very slight color enhancement to the submitted concrete brick.

Application of Sure Klean® Weather Seal Blok-Guard® & Graffiti Control 9 and Sure Klean® Weather Seal Blok-Guard® & Graffiti Control WB 15 provided slight color enhancement to the submitted concrete brick.

None of the treatments provided any sheen enhancement to the submitted samples.

RECOMMENDATIONS: Protective Water Repellents

Recommendations for water repellency for the concrete brick submitted by ABC Block & Brick, Little Rock, AR are provided in the chart below. Recommendations are based on the treatment(s) that proved most effective.

Sample	Water Repellency
"Black Diamond" Concrete Brick	Sure Klean® Weather Seal Siloxane WB Concentrate (1:9) OR Sure Klean® Weather Seal Blok-Guard® & Graffiti Control 9 OR Sure Klean® Weather Seal Blok-Guard® & Graffiti Control WB 15
"Oakwood" Concrete Brick	
"Silverado" Concrete Brick	
"Stone Mountain" Concrete Brick	
"Winter Ice" Concrete Brick	

Apply all products in accordance with the manufacturer's recommendation provided on container labels and product data sheets. Because the severity of graffiti varies from location to location, on-site testing should be conducted to determine the most appropriate graffiti control product and procedure for a particular project.

Please refer to the Product Data Sheet or visit www.prosoco.com/voccompliance to confirm VOC compliance with individual district or state regulations.

TEST METHODS: Graffiti Resistance

This evaluation compares the effectiveness of graffiti control treatments in preventing staining of enamel spray paint and permanent marker.

Graffiti comes in many forms, many of which are low quality, readily available spray paints and markers. While those forms of graffiti are most common and may be easier to remove, the testing below was conducted with the graffiti types we have found to be the most resilient and hardest to remove in order to provide you with a “worst case scenario.” Always test in field conditions to verify intended performance.

Spray paint and marker were applied as graffiti agents to the untreated and treated surfaces five days after application of the graffiti resistant products. Removal of the graffiti agents was attempted 24 hours after application of the graffiti agents, using Enviro Klean® SafStrip® 8 and Sure Klean® Graffiti Remover.

Chemical cleaners were evaluated using the following procedure:

1. Apply the product to a dry surface, soiled with graffiti.
2. Allow appropriate dwell time and periodically agitate:

SafStrip® 8.....	30 minutes
Graffiti Remover	5 minutes
3. Rinse thoroughly until water runs clear. *
4. Allow the surface to dry thoroughly and visually examine to determine effectiveness.

***Rinsing Equipment** – Masonry washing equipment generating approximately 700-800 psi with a water flow rate of 8 gallons per minute delivered through a 40-degree fan spray tip was used for rinsing.

Graffiti removal was evaluated visually using a scale from 0 to 10, with 0 indicating no removal of the graffiti agent and 10 indicating complete removal of the graffiti agent.

TEST RESULTS AND PHOTOGRAPHS: Graffiti Resistance

“Black Diamond” Concrete Brick				
Untreated Control	Red Paint	Blue Paint	Black Marker	Avg. Removal
SafStrip® 8	6	6	8	6.7
Graffiti Remover	7	7	8	7.3
Blok-Guard® & Graffiti Control 9	Red Paint	Blue Paint	Black Marker	Avg. Removal
SafStrip® 8	7	6	10	7.7
Graffiti Remover	8	8	10	8.7
Blok-Guard® & Graffiti Control WB 15	Red Paint	Blue Paint	Black Marker	Avg. Removal
SafStrip® 8	9	9	10	9.3
Graffiti Remover	9	9	10	9.3

“Oakwood” Concrete Brick				
Untreated Control	Red Paint	Blue Paint	Black Marker	Avg. Removal
SafStrip® 8	6	5	7	6.0
Graffiti Remover	7	6	6	6.3
Blok-Guard® & Graffiti Control 9	Red Paint	Blue Paint	Black Marker	Avg. Removal
SafStrip® 8	6	6	9	7.0
Graffiti Remover	7	7	8	7.3
Blok-Guard® & Graffiti Control WB 15	Red Paint	Blue Paint	Black Marker	Avg. Removal
SafStrip® 8	9	9	10	9.3
Graffiti Remover	9	9	10	9.3

TEST RESULTS AND PHOTOGRAPHS: Graffiti Resistance (cont.)

“Silverado” Concrete Brick				
Untreated Control	Red Paint	Blue Paint	Black Marker	Avg. Removal
SafStrip® 8	7	5	9	7.0
Graffiti Remover	8	7	5	6.7
Blok-Guard® & Graffiti Control 9	Red Paint	Blue Paint	Black Marker	Avg. Removal
SafStrip® 8	7	7	10	8.0
Graffiti Remover	8	8	10	8.7
Blok-Guard® & Graffiti Control WB 15	Red Paint	Blue Paint	Black Marker	Avg. Removal
SafStrip® 8	9	9	10	9.3
Graffiti Remover	9	9	10	9.3


“Stone Mountain” Concrete Brick				
Untreated Control	Red Paint	Blue Paint	Black Marker	Avg. Removal
SafStrip® 8	7	6	8	7.0
Graffiti Remover	7	7	7	7.0
Blok-Guard® & Graffiti Control 9	Red Paint	Blue Paint	Black Marker	Avg. Removal
SafStrip® 8	7	7	9	7.7
Graffiti Remover	8	8	9	8.3
Blok-Guard® & Graffiti Control WB 15	Red Paint	Blue Paint	Black Marker	Avg. Removal
SafStrip® 8	9	9	10	9.3
Graffiti Remover	9	9	10	9.3

TEST RESULTS AND PHOTOGRAPHS: Graffiti Resistance (cont.)

"Winter Ice" Concrete Brick				
Untreated Control	Red Paint	Blue Paint	Black Marker	Avg. Removal
SafStrip® 8	6	5	5	5.3
Graffiti Remover	7	4	4	5.0
Blok-Guard® & Graffiti Control 9	Red Paint	Blue Paint	Black Marker	Avg. Removal
SafStrip® 8	6	6	7	6.3
Graffiti Remover	7	7	6	6.7
Blok-Guard® & Graffiti Control WB 15	Red Paint	Blue Paint	Black Marker	Avg. Removal
SafStrip® 8	8	8	9	8.3
Graffiti Remover	9	9	10	9.3


TEST RESULTS AND PHOTOGRAPHS: Graffiti Resistance (cont.)

“Silverado” Concrete Brick



TEST RESULTS AND PHOTOGRAPHS: Graffiti Resistance (cont.)

“Winter Ice” Concrete Brick



CONCLUSIONS: Graffiti Resistance

Based on the laboratory evaluations, graffiti removal was improved with both of the tested treatments. However, Sure Klean® Weather Seal Blok-Guard® & Graffiti Control WB 15 proved most effective.

Enviro Klean® SafStrip® 8 and Sure Klean® Graffiti Remover were both effective in removing graffiti from the submitted samples. However, Sure Klean® Graffiti Remover was the most effective.

On-site testing is always recommended to ensure the desired result. Heavy graffiti staining may require more than one application of the graffiti remover.

RECOMMENDATIONS: Graffiti Resistance

Recommendations for graffiti resistance for the concrete brick submitted by ABC Block & Brick, Little Rock, AR are provided in the chart below. Recommendations are based on the treatment(s) that proved most effective on average for providing graffiti repellency and the product that was most effective on average at removing the graffiti on all types submitted. Heavy graffiti staining may require more than one application of the graffiti remover.

Sample	Graffiti Resistance
"Black Diamond" Concrete Brick	<p><u>Graffiti Repellents</u> ¹Sure Klean® Weather Seal Blok-Guard® & Graffiti Control WB 15 OR ²Sure Klean® Weather Seal Blok-Guard® & Graffiti Control 9</p> <p><u>Graffiti Removers</u> ¹Sure Klean® Graffiti Remover OR ²Enviro Klean® SafStrip® 8</p>
"Oakwood" Concrete Brick	
"Silverado" Concrete Brick	
"Stone Mountain" Concrete Brick	
"Winter Ice" Concrete Brick	

NOTE: "1" indicates the recommended first choice and "2" indicates the recommended second choice.

Please refer to the Product Data Sheet or visit www.prosoco.com/voccompliance to confirm VOC compliance with individual district or state regulations.

Apply all products in accordance with the manufacturer's recommendation provided on container labels and product data sheets. Because the severity of graffiti varies from location to location, on-site testing should be conducted to determine the most appropriate graffiti control product and procedure for a particular project.



J. Lucas Comadoll
QC/Project Testing Technician

ALL SAMPLES SUPPLIED FOR THE ABOVE EVALUATION WILL BE DISPOSED OF THIRTY (30) DAYS AFTER THE ISSUE DATE OF THIS REPORT. IF SAMPLES ARE TO BE RETAINED FOR ADDITIONAL TESTING OR RETURNED TO THE SENDER, PROVIDE WRITTEN INSTRUCTIONS TO THE LABORATORY WITHIN THIRTY (30) DAYS OF THE ISSUE DATE OF THIS REPORT.

Recommendations made within this report are based on laboratory test applications and observations. Final determination of the suitability of a product and/or procedure should be made only after thorough job testing on actual surfaces.