



Pallet Tag Program Laboratory Report

Glen-Gery
Lawrenceville Plant
Lawrenceville, VA



Project No. 2211-03 PTP

Prepared For:



Prepared By:

J. Lucas Comadoll

J. Lucas Comadoll
Project Testing Technician
AMT Laboratories

January 2023



LABORATORY REPORT

AMT Laboratories • 3741 Greenway Circle • Lawrence, Kansas 66046 • (888) 376-3600

FOR: Steve German, Glen-Gery
cc: Steve Long
Guy Mazza, PROSOCO, Inc.
Jake Boyer, PROSOCO, Inc.
Al Morris, PROSOCO, Inc.

SUBJECT: Glen-Gery
Lawrenceville Plant
Lawrenceville, VA
Pallet Tag Evaluation

DATE: January 9, 2023
PROJECT: 2211-03 PTP

SAMPLES SUBMITTED: 5 types of clay brick

| Sample | Name | Type | Color Per Website | Texture/Finish Per Website | Size |
|------------|-----------------|---------|-------------------|-----------------------------|-----------------|
| (10) Brick | "Ashcroft Rose" | Modular | Red | Sanded Velour | 7-5/8" x 2-1/4" |
| (10) Brick | "Ashfield" | Modular | Brown | Green Tumbled Sanded Velour | 7-5/8" x 2-1/4" |
| (10) Brick | "Cheswick" | Modular | White | Tumbled | 7-5/8" x 2-1/4" |
| (10) Brick | "Oxford Rose" | Modular | Rose | Sanded Velour | 7-5/8" x 2-1/4" |
| (10) Brick | "Wilmot" | Modular | Tan | Sand | 7-5/8" x 2-1/4" |

SUBMITTED BY: Steve German
Glen-Gery Tech Services
423 S. Pottsville Pike
Shoemakersville, PA 19555

PURPOSE OF TEST:

- To determine the most appropriate PROSOCO, Inc. new construction cleaner(s) for the submitted samples.
- To determine if specific PROSOCO, Inc. specialty cleaners cause any adverse effects to the submitted samples.

NOTE: The “Ashcroft Rose”, “Wilmot”, and “Cheswick” Modular Brick exhibited a variation in color or surface finish upon arrival prior to any testing (as shown in the photograph below).

Variation in Color or Surface Finish Present as Submitted



**“Ashcroft Rose”
Modular Brick**

**“Wilmot”
Modular Brick**

**“Cheswick”
Modular Brick**

PRODUCTS EVALUATED:

| New Construction Cleaning | Dilution: |
|----------------------------------|------------------|
| Sure Klean® 600 | 1:6, 1:8 |
| Sure Klean® Vana Trol® | 1:6, 1:8 |

| Adverse Effects | Dilution: |
|--|------------------|
| Sure Klean® Ferrous Stain Remover | 1:3 |
| Sure Klean® 800 Stain Remover | 1:1 |
| Sure Klean® White Scum Remover | 1:1 |
| Sure Klean® ReVeal | 1:3 |
| Sure Klean® Restoration Cleaner | 1:3 |
| Enviro Klean® Klean 'N Release Cleaner | 1:10 |

TEST METHODS: New Construction Cleaning

Sure Klean® 600 and Sure Klean® Vana Trol® were evaluated to determine the optimal concentration of cleaner which leaves the external surface looking most like the uncleaned surface of the submitted clay brick.

Surface Finish Removal is the visual examination of the sample comparing the surface finish of the uncleaned surface to the surface finish cleaned with selected product(s) at given dilutions.

Substrate Deterioration is the visual examination of the sample comparing the uncleaned surface to surfaces cleaned with selected product(s) at given dilutions looking for any potential erosion/digestion of the sample.

Color Change is the visual examination comparing the color of the uncleaned surface to the color of surfaces cleaned with selected products at given dilutions.

Staining is the visual examination for changes that are the result of a chemical reaction that leaves a staining precipitate.

The following is the scale used for reporting results of both categories:

- 0 – **No change** compared to uncleaned surface
- 1 – **Slight change** compared to uncleaned surface
- 2 – **Moderate change** compared to uncleaned surface
- 3 – **Significant change** compared to uncleaned surface

Cleaning Procedure:


1. Pre-wet the surface and apply diluted cleaning solution according to PROSOCO, Inc. Product Data Sheet.
2. Allow for an appropriate dwell time and periodically agitate:
 - 6005 minutes
 - Vana Trol®.....5 minutes
3. Reapply cleaning solution; do not let cleaner dry into sample.
4. Rinse thoroughly with plenty of fresh water.*
5. Allow the sample to dry for at least 18 hours and visually examine.
6. Compare the uncleaned surfaces to the cleaned surfaces for the best match.

***Rinsing Equipment** – A garden hose with an adjustable nozzle set for a narrow stream of water was used for rinsing because the manufacturer recommends psi values below 400 for the majority of the submitted brick.

TEST RESULTS AND PHOTOGRAPHS: New Construction Cleaning

| Name: "Ashcroft Rose" Modular Brick | | | | | |
|-------------------------------------|----------|------------------------|-------------------------|--------------|----------|
| Product | Dilution | Surface Finish Removal | Substrate Deterioration | Color Change | Staining |
| 600 | 1:6 | 0 | 0 | 0 | 0 |
| 600 | 1:8 | 0 | 0 | 0 | 0 |
| Vana Trol® | 1:6 | 0 | 0 | 0 | 0 |
| Vana Trol® | 1:8 | 0 | 0 | 0 | 0 |

"Ashcroft Rose" Modular Brick After Cleaning



TEST RESULTS AND PHOTOGRAPHS: New Construction Cleaning (cont.)

| Name: "Ashfield" Modular Brick | | | | | |
|---------------------------------------|-----------------|-------------------------------|--------------------------------|---------------------|-----------------|
| Product | Dilution | Surface Finish Removal | Substrate Deterioration | Color Change | Staining |
| 600 | 1:6 | 0 | 0 | 0 | 0 |
| 600 | 1:8 | 0 | 0 | 0 | 0 |
| Vana Trol® | 1:6 | 0 | 0 | 0 | 0 |
| Vana Trol® | 1:8 | 0 | 0 | 0 | 0 |


"Ashfield" Modular Brick After Cleaning



TEST RESULTS AND PHOTOGRAPHS: New Construction Cleaning (cont.)

| Name: "Cheswick" Modular Brick | | | | | |
|--------------------------------|----------|------------------------|-------------------------|--------------|----------|
| Product | Dilution | Surface Finish Removal | Substrate Deterioration | Color Change | Staining |
| 600 | 1:6 | 1 | 0 | 0 | 0 |
| 600 | 1:8 | 1 | 0 | 0 | 0 |
| Vana Trol® | 1:6 | 1 | 0 | 0 | 0 |
| Vana Trol® | 1:8 | 1 | 0 | 0 | 0 |


"Cheswick" Modular Brick After Cleaning



TEST RESULTS AND PHOTOGRAPHS: New Construction Cleaning (cont.)

| Name: "Oxford Rose" Modular Brick | | | | | |
|--|-----------------|-------------------------------|--------------------------------|---------------------|-----------------|
| Product | Dilution | Surface Finish Removal | Substrate Deterioration | Color Change | Staining |
| 600 | 1:6 | 0 | 0 | 0 | 0 |
| 600 | 1:8 | 0 | 0 | 0 | 0 |
| Vana Trol® | 1:6 | 0 | 0 | 0 | 0 |
| Vana Trol® | 1:8 | 0 | 0 | 0 | 0 |

"Oxford Rose" Modular Brick After Cleaning



TEST RESULTS AND PHOTOGRAPHS: New Construction Cleaning (cont.)

| Name: "Wilmot" Modular Brick | | | | | |
|------------------------------|----------|------------------------|-------------------------|--------------|----------|
| Product | Dilution | Surface Finish Removal | Substrate Deterioration | Color Change | Staining |
| 600 | 1:6 | 0 | 0 | 0 | 0 |
| 600 | 1:8 | 0 | 0 | 0 | 0 |
| Vana Trol® | 1:6 | 0 | 0 | 0 | 0 |
| Vana Trol® | 1:8 | 0 | 0 | 0 | 0 |

"Wilmot" Modular Brick After Cleaning



CONCLUSIONS: New Construction Cleaning

In most of the cleaning tests conducted, Sure Klean® 600 and Sure Klean® Vana Trol® caused no change to the appearance of the submitted brick.

A slight amount of surface finish removal was observed when cleaning the “Cheswick” Modular Brick with both dilutions of Sure Klean® 600 and Sure Klean® Vana Trol®. However, simply rinsing with water alone using a garden hose with an adjustable nozzle set for a narrow stream also resulted in slight surface finish removal (see photographs below).

When choosing the most appropriate product for the desired result:

- For a general purpose, concentrated acidic cleaner – test Sure Klean® 600
- For new masonry surfaces that are subject to vanadium, manganese, and other metallic stains – test Sure Klean® Vana Trol®

Worth noting, the Product Data Sheet for Sure Klean® 600 states, “may not be suitable for cleaning buff-colored brick and brick, stone, or tile with manganese or other metallic additives.”

It is recommended that the selected cleaners always be used in the lowest possible concentration. Apply all products in accordance with the manufacturer’s recommendations provided on container labels and product data sheets. On-site testing should be conducted to determine the most appropriate cleaning product and procedures for a particular project. See product literature for additional application and product information.

“Cheswick” Modular Brick Before Rinsing



“Cheswick” Modular Brick After Rinsing



RECOMMENDATIONS: New Construction Cleaning

Recommendations for cleaning the brick submitted by Glen-Gery, Lawrenceville, VA are provided in the chart below. Recommendations are based on the cleaner and dilution that provided the best match to the uncleaned surface as well as brick type.

| Sample | New Construction Cleaning |
|-------------------------------|--|
| "Ashcroft Rose" Modular Brick | <p>Sure Klean® 600 (1:6) or (1:8) OR Sure Klean® Vana Trol® (1:6) or (1:8)</p> |
| "Ashfield" Modular Brick | |
| "Cheswick" Modular Brick | |
| "Oxford Rose" Modular Brick | |
| "Wilmot" Modular Brick | |

The most appropriate cleaner and dilution should be determined on the specific job-site, and will be dependent primarily on the nature and severity of soiling present at that location.

Apply all products in accordance with the manufacturer's recommendation provided on container labels and product data sheets. On-site testing should be conducted to determine the most appropriate cleaning product and procedures for a particular project. See product literature for additional application and product information.

TEST METHODS: Adverse Effects

Various PROSOCO, Inc. cleaners were evaluated to determine if the any of the cleaners cause any adverse effects when used on the submitted brick. The samples were visually examined following the procedure below based on the following:

Surface Finish Removal is the visual examination of the sample comparing the surface finish of the uncleaned surface to the surface finish cleaned with selected product(s).

Substrate Deterioration is the visual examination of the sample comparing the uncleaned surface to surfaces cleaned with selected product(s) for any potential erosion/digestion of the sample.

Color Change is the visual examination comparing the color of the uncleaned surface to the color of surfaces cleaned with selected product(s).

Staining is the visual examination for changes that are the result of a chemical reaction that leaves a staining precipitate.

The following is the scale used for reporting results of both categories:

- 0 – **No change** compared to uncleaned surface
- 1 – **Slight change** compared to uncleaned surface
- 2 – **Moderate change** compared to uncleaned surface
- 3 – **Significant change** compared to uncleaned surface

Cleaning Procedure:

1. Pre-wet the surface and apply diluted cleaning solution according to PROSOCO, Inc. Product Data Sheet.
2. Allow for an appropriate dwell time and periodically agitate:


| | |
|-------------------------------|------------|
| Ferrous Stain Remover | 5 minutes |
| 800 Stain Remover | 5 minutes |
| White Scum Remover | 3 minutes |
| ReVeal..... | 5 minutes |
| Restoration Cleaner | 5 minutes |
| Klean 'N Release Cleaner..... | 10 minutes |
3. Reapply cleaning solution; do not let cleaner dry into the brick.
4. Rinse thoroughly with plenty of fresh water.*
5. Allow the sample to dry for at least 18 hours and visually examine.
6. Compare the uncleaned surfaces to the cleaned surfaces for the best match.

***Rinsing Equipment** – A garden hose with an adjustable nozzle set for a narrow stream of water was used for rinsing because the manufacturer recommends psi values below 400 for the majority of the submitted brick.

TEST RESULTS AND PHOTOGRAPHS: Adverse Effects

| Name: "Ashcroft Rose" Modular Brick | | | | | |
|-------------------------------------|----------|------------------------|-------------------------|--------------|----------|
| Product | Dilution | Surface Finish Removal | Substrate Deterioration | Color Change | Staining |
| Ferrous Stain Remover | 1:3 | 1 | 0 | 0 | 0 |
| 800 Stain Remover | 1:1 | 1 | 0 | 0 | 0 |
| White Scum Remover | 1:1 | 1 | 0 | 0 | 0 |
| ReVeal | 1:3 | 1 | 0 | 0 | 0 |
| Restoration Cleaner | 1:3 | 1 | 0 | 0 | 0 |
| Klean 'N Release Cleaner | 1:10 | 1 | 0 | 0 | 0 |


"Ashcroft Rose" Modular Brick After Cleaning



TEST RESULTS AND PHOTOGRAPHS: Adverse Effects (cont.)

| Name: "Ashfield" Modular Brick | | | | | |
|--------------------------------|----------|------------------------|-------------------------|--------------|----------|
| Product | Dilution | Surface Finish Removal | Substrate Deterioration | Color Change | Staining |
| Ferrous Stain Remover | 1:3 | 1 | 0 | 0 | 0 |
| 800 Stain Remover | 1:1 | 0 | 0 | 0 | 0 |
| White Scum Remover | 1:1 | 0 | 0 | 0 | 0 |
| ReVeal | 1:3 | 0 | 0 | 0 | 0 |
| Restoration Cleaner | 1:3 | 0 | 0 | 0 | 0 |
| Klean 'N Release Cleaner | 1:10 | 0 | 0 | 0 | 0 |


"Ashfield" Modular Brick After Cleaning



TEST RESULTS AND PHOTOGRAPHS: Adverse Effects (cont.)

| Name: "Cheswick" Modular Brick | | | | | |
|--------------------------------|----------|------------------------|-------------------------|--------------|----------|
| Product | Dilution | Surface Finish Removal | Substrate Deterioration | Color Change | Staining |
| Ferrous Stain Remover | 1:3 | 1 | 0 | 0 | 0 |
| 800 Stain Remover | 1:1 | 1 | 0 | 2 | 0 |
| White Scum Remover | 1:1 | 1 | 0 | 3 | 0 |
| ReVeal | 1:3 | 1 | 0 | 0 | 0 |
| Restoration Cleaner | 1:3 | 1 | 0 | 0 | 0 |
| Klean 'N Release Cleaner | 1:10 | 1 | 0 | 0 | 0 |


"Cheswick" Modular Brick After Cleaning



TEST RESULTS AND PHOTOGRAPHS: Adverse Effects (cont.)

| Name: "Oxford Rose" Modular Brick | | | | | |
|-----------------------------------|----------|------------------------|-------------------------|--------------|----------|
| Product | Dilution | Surface Finish Removal | Substrate Deterioration | Color Change | Staining |
| Ferrous Stain Remover | 1:3 | 0 | 0 | 0 | 0 |
| 800 Stain Remover | 1:1 | 0 | 0 | 0 | 0 |
| White Scum Remover | 1:1 | 0 | 0 | 0 | 0 |
| ReVeal | 1:3 | 0 | 0 | 0 | 0 |
| Restoration Cleaner | 1:3 | 0 | 0 | 0 | 0 |
| Klean 'N Release Cleaner | 1:10 | 0 | 0 | 0 | 0 |


"Oxford Rose" Modular Brick After Cleaning



TEST RESULTS AND PHOTOGRAPHS: Adverse Effects (cont.)

| Name: "Wilmot" Modular Brick | | | | | |
|------------------------------|----------|------------------------|-------------------------|--------------|----------|
| Product | Dilution | Surface Finish Removal | Substrate Deterioration | Color Change | Staining |
| Ferrous Stain Remover | 1:3 | 0 | 0 | 0 | 0 |
| 800 Stain Remover | 1:1 | 0 | 0 | 0 | 0 |
| White Scum Remover | 1:1 | 0 | 0 | 0 | 0 |
| ReVeal | 1:3 | 0 | 0 | 0 | 0 |
| Restoration Cleaner | 1:3 | 0 | 0 | 0 | 0 |
| Klean 'N Release Cleaner | 1:10 | 0 | 0 | 0 | 0 |

"Wilmot" Modular Brick After Cleaning



CONCLUSIONS: Adverse Effects

In most of the adverse effects tests conducted, the majority of the cleaners did not cause any change to the appearance of the submitted brick.

A slight amount of surface finish removal was observed when cleaning the “Cheswick” Modular Brick with all of the cleaning products. As previously noted on page 10, simply rinsing with water alone using a garden hose with an adjustable nozzle set for a narrow stream also resulted in slight surface finish removal.

When choosing the most appropriate product for the desired result:

- For removal of iron, manganese, vanadium, straw stains, acid burns, and other metallic discolorations from brick, stone, and masonry surfaces – test Sure Klean® Ferrous Stain Remover
- For removal of green vanadium stains, straw stains, acid burns, and other metallic discolorations from most masonry surfaces – test Sure Klean® 800 Stain Remover
- For removal of salt scums (carbonates and sulfates) from clay brick and tile surfaces without discoloring or alter the surface – test Sure Klean® White Scum Remover
- For removal of stubborn atmospheric and carbon staining on masonry and stone – test Sure Klean® ReVeal
- For a concentrated compound able to loosen and dissolve dirt, paint oxidation, carbon buildup, and other atmospheric pollutants – test Sure Klean® Restoration Cleaner
- For delicate substrates and all-purpose cleaning – test Enviro Klean® Klean ‘N Release Cleaner

It is recommended that the selected cleaners always be used in the lowest possible concentration. Apply all products in accordance with the manufacturer’s recommendations provided on container labels and product data sheets. On-site testing should be conducted to determine the most appropriate cleaning product and procedures for a particular project. See product literature for additional application and product information.

RECOMMENDATIONS: Adverse Effects

Recommendations for cleaning each type of brick submitted by Glen-Gery, Lawrenceville, VA are provided in the chart below.

| Sample | Specialty Cleaning |
|-------------------------------|--|
| "Ashcroft Rose" Modular Brick | Sure Klean® Ferrous Stain Remover (1:3) OR Sure Klean® 800 Stain Remover (1:1) OR Sure Klean® White Scum Remover (1:1) OR Sure Klean® ReVeal (1:3) OR Sure Klean® Restoration Cleaner (1:3) OR Enviro Klean® Klean 'N Release Cleaner (1:10) |
| "Ashfield" Modular Brick | |
| "Cheswick" Modular Brick | |
| "Oxford Rose" Modular Brick | |
| "Wilmot" Modular Brick | |

The most appropriate cleaner and dilution should be determined on the specific job-site, and will be dependent primarily on the nature and severity of soiling present at that location.

Apply all products in accordance with the manufacturer's recommendation provided on container labels and product data sheets. On-site testing should be conducted to determine the most appropriate cleaning product and procedures for a particular project. See product literature for additional application and product information.



J. Lucas Comadoll
Project Testing Technician

ALL SAMPLES SUPPLIED FOR THE ABOVE EVALUATION WILL BE DISPOSED OF THIRTY (30) DAYS AFTER THE ISSUE DATE OF THIS REPORT. IF SAMPLES ARE TO BE RETAINED FOR ADDITIONAL TESTING OR RETURNED TO THE SENDER, PROVIDE WRITTEN INSTRUCTIONS TO THE LABORATORY WITHIN THIRTY (30) DAYS OF THE ISSUE DATE OF THIS REPORT.

Recommendations made within this report are based on laboratory test applications and observations. Final determination of the suitability of a product and/or procedure should be made only after thorough job testing on actual surfaces.