

**Table of Contents**

**Executive Summary** ..... i

**Submitted Information** ..... 1

**Introduction** ..... 2

**Purpose of Testing**..... 2

**Products Evaluated**..... 3

**New Construction Cleaning** ..... 4

    Description of Product Evaluated – New Construction Cleaning..... 4

    Sample Preparation – New Construction Cleaning..... 4

    Test Method – New Construction Cleaning ..... 4

    Test Results – New Construction Cleaning ..... 5

    Test Results – Color Uniformity ..... 6

    Photographs – New Construction Cleaning ..... 6

    Conclusions – New Construction Cleaning..... 8

    Recommendations – New Construction Cleaning ..... 8

**Protective Water Repellents**..... 9

    Description of Products Evaluated – Protective Water Repellents ..... 9

    Sample Preparation – Protective Water Repellents..... 9

    Test Methods – Protective Water Repellents..... 9

    Test Results – Protective Water Repellents ..... 10

    Photographs – Protective Water Repellents ..... 10

    Conclusions – Protective Water Repellents..... 11

    Recommendations – Protective Water Repellents ..... 11

**Graffiti Control**..... 12

    Description of Products Evaluated – Graffiti Control..... 12

    Sample Preparation – Graffiti Control ..... 12

    Test Method – Graffiti Control ..... 13

    Test Results – Graffiti Control ..... 14

    Photographs – Graffiti Control..... 15

    Conclusions – Graffiti Control ..... 16

    Recommendations – Graffiti Control ..... 16

**Attachments**

    Technical Services TECH Note RILEM Tube Test Procedures

    Product Data literature for all products evaluated

**Submitted Information**

**For:** Bob Helton  
**cc:** Steve Phillips  
Brian Koenings

**Subject:** PremierCrete Products  
Justin, TX

**Date:** May 30, 2007

**Project:** 0704-07 PTP

**Samples Submitted:** 4 types of concrete brick

<b>Sample</b>	<b>Name</b>	<b>Color</b>	<b>Integral Water Repellent</b>	<b>Size</b>
Concrete Brick	"Red"	Red	"Euclid Chemical BlockTite"	10" x 3" x 2 ¼ "
Concrete Brick	"Terracotta"	Terracotta	"Euclid Chemical BlockTite"	10" x 3" x 2 ¼ "
Concrete Brick	"Buff/Yellow"	Buff/Yellow	"Euclid Chemical BlockTite"	10" x 3" x 2 ¼ "
Concrete Brick	"Black"	Black	"Euclid Chemical BlockTite"	10" x 3" x 2 ¼ "

Submitted by: Bob Helton

## Introduction

Architectural Materials Testing (AMT) Laboratories is a Boyer Industries company that provides laboratory testing and consulting services for the construction industry. Laboratory testing includes evaluating chemical cleaning products and protective treatments for a variety of new and existing architectural materials.

This report includes descriptions of the PROSOCO, Inc. products and test methods that were used. Following test results and conclusions, the report provides recommendations for the most effective products and procedures.

---

## Purpose of Testing

Four types of concrete brick, all with large, small and fine aggregate were submitted for testing to AMT Laboratories by PROSOCO, Inc. to determine the optimal concentration of cleaner for complete removal of mortar and related new construction soiling which also leaves the external surface looking most like the uncleaned surface of the concrete brick. The effectiveness of protective water repellents and graffiti control products suitable for concrete brick was also evaluated.

**New Construction Cleaning** – Sure Klean® Concrete Brick Cleaner was evaluated to determine the optimal concentration of cleaner for removal of laboratory applied mortar which also leaves the external surface looking most like the uncleaned surface of the concrete brick.

To simulate new construction soiling all samples were placed on a bench with finished surface facing upward. Hollow cylinders measuring 50 mm in diameter and 75 mm tall were positioned on top of each sample and filled with a wet mixture of Type N mortar. The wet, mortar-filled cylinder was allowed to remain in contact with the samples for 10 minutes before removal.

Heavy deposits of mortar were removed with dry scraping after 24 hours. Prepared cleaning solutions were then evaluated for their effectiveness in removing residual Type N mortar staining after 7 days, 14 days, and 21 days of curing.

Color uniformity was evaluated by comparing aggregate exposure and surface pigment alternation/removal of each cleaned surface with the uncleaned surface of the submitted concrete brick.

Aggregate Exposure is the visual examination comparing aggregate exposure of the uncleaned surface of the concrete brick to surfaces cleaned with the selected product(s) at given dilutions.

Surface Pigment Alteration/Removal is the visual examination comparing the surface pigmentation of the uncleaned surface of the concrete brick to surfaces cleaned with the selected product(s) at given dilutions.

The following is the scale used for reporting results of both categories:

- |   |  |
|---|--|
| 0 – <b>Worst</b> match to uncleaned surface | 3 – <b>Good</b> match to uncleaned surface |
| 1 – <b>Poor</b> match to uncleaned surface  | 4 – <b>Best</b> match to uncleaned surface |
| 2 – <b>Fair</b> match to uncleaned surface  |  |

**Protective Water Repellents** – Sure Klean® Custom Masonry Sealer and Sure Klean® Weather Seal Blok-Guard® & Graffiti Control were evaluated for their ability to provide water repellency to the submitted samples.

**Graffiti Control** – Sure Klean® Custom Masonry Sealer and Sure Klean® Weather Seal Blok-Guard® & Graffiti Control were evaluated for their ability to control graffiti on the submitted samples. Sure Klean® Fast Acting Stripper and Defacer Eraser® Graffiti Wipe were evaluated for their ability to remove graffiti from the submitted samples.

**Products Evaluated****New Construction Cleaning Products Evaluated**

Sample	Product	Dilution
All Submitted Concrete Brick	Sure Klean® Concrete Brick Cleaner	(1:2), (1:3)

**Protective Water Repellent Products Evaluated**

Sample	Product	Dilution
All Submitted Concrete Brick	Sure Klean® Custom Masonry Sealer	Concentrate
	Sure Klean® Weather Seal Blok-Guard® & Graffiti Control	Concentrate

**Graffiti Control Products Evaluated**

Sample	Product	Dilution
All Submitted Concrete Brick	Sure Klean® Custom Masonry Sealer	Concentrate
	Sure Klean® Weather Seal Blok-Guard® & Graffiti Control	Concentrate

**Graffiti Removal Products Evaluated**

Sample	Product	Dilution
All Submitted Concrete Brick	Sure Klean® Fast Acting Stripper	Concentrate
	Defacer Eraser® Graffiti Wipe	Concentrate

**New Construction Cleaning**

These cleaning trials were conducted to determine the optimal concentration of cleaner to most efficiently remove Type N mortar from the submitted samples while providing the best color uniformity when compared to the uncleaned surface of the submitted concrete brick.

---

**Description of Product Evaluated – New Construction Cleaning**

**Sure Klean® Concrete Brick Cleaner** – Removes common construction and atmospheric staining from concrete brick and other architectural concrete surfaces. This general-purpose, non-etching, acidic cleaner removes rust, mud, oil, atmospheric dirt, mortar smears and other stains without altering the surface texture. Concrete Brick Cleaner adds depth to colors and brightens white matrices and exposed aggregate.

---

**Sample Preparation – New Construction Cleaning**

Type N mortar was prepared in compliance with the manufacturer’s instructions, applied to the sample’s surface and allowed to cure for 7, 14, and 21 days. Mortar removal was accomplished using chemical assistance and a high-pressure water rinse with pressure rinsing equipment. The removal of Type N masonry mortar was visually evaluated after 7, 14, and 21 days of curing. A visual examination was also made to determine the optimal dilution of the tested cleaners that provide the best color uniformity when compared to the uncleaned surface of the submitted concrete brick.

---

**Test Method – New Construction Cleaning**

Chemical cleaners were evaluated using the following procedure:

1. Pre-wet the surface with water.
2. Apply at the appropriate dilutions.
3. Allow appropriate dwell time, as specified.  
Sure Klean® Concrete Brick Cleaner ..... 3-5 minutes
4. Reapply the product and moderately agitate with a brush.
5. Pressure rinse thoroughly.\*
6. Allow the sample to dry for at least 18 hours and visually examine.
7. Visually compare the color of the cleaned surfaces of the concrete brick to an uncleaned surface for the best match.

**\*Pressure Rinsing Equipment** – Masonry washing equipment generating approximately 700-800 psi with a water flow rate of 8 gallons per minute delivered through a 45 degree fan spray tip was used for rinsing.

**Test Results – New Construction Cleaning****Cleaning Effectiveness (% Type N Mortar Removal)**

<b>“Red” Concrete Brick</b>				
<b>Product</b>	<b>Dilution</b>	<b>7 day</b>	<b>14 day</b>	<b>21 day</b>
Sure Klean <sup>®</sup> Concrete Brick Cleaner	1:2	98%	99%	98%
Sure Klean <sup>®</sup> Concrete Brick Cleaner	1:3	98%	98%	98%
<b>“Terracotta” Concrete Brick</b>				
<b>Product</b>	<b>Dilution</b>	<b>7 day</b>	<b>14 day</b>	<b>21 day</b>
Sure Klean <sup>®</sup> Concrete Brick Cleaner	1:2	98%	100%	98%
Sure Klean <sup>®</sup> Concrete Brick Cleaner	1:3	98%	100%	98%
<b>“Buff/Yellow” Concrete Brick</b>				
<b>Product</b>	<b>Dilution</b>	<b>7 day</b>	<b>14 day</b>	<b>21 day</b>
Sure Klean <sup>®</sup> Concrete Brick Cleaner	1:2	98%	98%	98%
Sure Klean <sup>®</sup> Concrete Brick Cleaner	1:3	98%	100%	98%
<b>“Black” Concrete Brick</b>				
<b>Product</b>	<b>Dilution</b>	<b>7 day</b>	<b>14 day</b>	<b>21 day</b>
Sure Klean <sup>®</sup> Concrete Brick Cleaner	1:2	95%	98%	98%
Sure Klean <sup>®</sup> Concrete Brick Cleaner	1:3	95%	98%	95%


<b>Substrate:</b> Concrete Brick		<b>Pigment Color:</b> "Red"		
Product	Dilution	Aggregate Exposure	Surface Pigment Alteration/Removal	
Sure Klean® Concrete Brick Cleaner	1:2	4	3	
Sure Klean® Concrete Brick Cleaner	1:3	4	4	
<b>Substrate:</b> Concrete Brick		<b>Pigment Color:</b> "Terracotta"		
Product	Dilution	Aggregate Exposure	Surface Pigment Alteration/Removal	
Sure Klean® Concrete Brick Cleaner	1:2	4	4	
Sure Klean® Concrete Brick Cleaner	1:3	4	4	
<b>Substrate:</b> Concrete Brick		<b>Pigment Color:</b> "Buff/Yellow"		
Product	Dilution	Aggregate Exposure	Surface Pigment Alteration/Removal	
Sure Klean® Concrete Brick Cleaner	1:2	4	4	
Sure Klean® Concrete Brick Cleaner	1:3	4	4	
<b>Substrate:</b> Concrete Brick		<b>Pigment Color:</b> "Black"		
Product	Dilution	Aggregate Exposure	Surface Pigment Alteration/Removal	
Sure Klean® Concrete Brick Cleaner	1:2	4	4	
Sure Klean® Concrete Brick Cleaner	1:3	4	4	

Scale used for reporting results of both categories:

- |   |  |
|---|--|
| 0 – <b>Worst</b> match to uncleaned surface | 3 – <b>Good</b> match to uncleaned surface |
| 1 – <b>Poor</b> match to uncleaned surface  | 4 – <b>Best</b> match to uncleaned surface |
| 2 – <b>Fair</b> match to uncleaned surface  |  |

**Photographs – New Construction Cleaning**

**"Terracotta" Concrete Brick; 7 Day Cleaning**



**Sure Klean® Concrete  
 Brick Cleaner (1:2)**

**Sure Klean® Concrete  
 Brick Cleaner (1:3)**

**Untreated Control**

“Terracotta” Concrete Brick; 14 Day Cleaning



Sure Klean® Concrete  
Brick Cleaner (1:2)

Sure Klean® Concrete  
Brick Cleaner (1:3)

Untreated Control

“Terracotta” Concrete Brick; 21 Day Cleaning



Sure Klean® Concrete  
Brick Cleaner (1:2)

Sure Klean® Concrete  
Brick Cleaner (1:3)

Untreated Control



**Photographs – Color Uniformity****“Terracotta” Concrete Brick; Color Uniformity**

Sure Klean® Concrete  
Brick Cleaner (1:2)

Sure Klean® Concrete  
Brick Cleaner (1:3)

Untreated Control

**Conclusions – New Construction Cleaning**

Based on the test results, both of the PROSOCO, Inc. products tested performed well in removing excess Type N mortar from the submitted samples even after allowing the mortar to remain on the surface of the samples for 21 days.

Both dilutions of Sure Klean® Concrete Brick Cleaner removed slight amounts of pigmented matrix, exposing small and fine aggregate.

**Recommendations – New Construction Cleaning**

Recommendations for cleaning for each type of concrete brick submitted by PremierCrete Products, Justin, TX are provided in the chart below. Recommendations are based on the optimum dilution for complete removal of mortar while providing the best match to the uncleaned surface of the concrete brick.

Sample	New Construction Cleaning (Type N mortar, 21 day cleaning)
All Submitted Concrete Brick	Sure Klean® Concrete Brick Cleaner (1:2) OR (1:3)

The most appropriate cleaner and dilution should be determined on the specific job-site, and will be dependent primarily on the nature and severity of soiling present at that location.

Apply all products in accordance with the manufacturer's recommendation provided on container labels and product data sheets. On-site testing should be conducted to determine the most appropriate cleaning product and procedures for a particular project. See product literature for additional application and product information.

---

## **Protective Water Repellents**

The testing described below evaluates the suitability of water repellent treatments.

The surface treatments evaluated were selected for their suitability for application based on the following selection criteria:

1. Weatherproofing properties
  2. Color change
  3. Ease of application
- 

### **Description of Products Evaluated – Protective Water Repellents**

**Sure Klean® Weather Seal Blok-Guard® & Graffiti Control** – A clear, solvent-based silicone elastomer formulated to weatherproof concrete block and other porous masonry materials. Blok-Guard® & Graffiti Control protects masonry surfaces from repeated graffiti attacks without altering the natural appearance. Blok-Guard® & Graffiti Control penetrates and fills pores to prevent water penetration through exterior walls exposed to normal weathering. Graffiti removal is fast and easy using Defacer Eraser® Graffiti Wipe. Blok-Guard® & Graffiti Control is easy to apply with low-pressure spray, brush or roller.

**Sure Klean® Custom Masonry Sealer** – A clear, solvent-based silicone elastomer formulated to weatherproof custom masonry units, cast stone, architectural concrete block, pre-cast concrete, wood and porous masonry. Custom Masonry Sealer penetrates and fills pores to prevent water penetration through exterior walls exposed to normal weathering.

---

### **Sample Preparation – Protective Water Repellents**

The submitted samples were scored and allowed to dry for 24 hours prior to treatment. Both treatments were applied by brush in accordance with the current PROSOCO, Inc. Product Data Sheet application instructions. Both treatments were allowed to cure for at least 72 hours prior to testing.

---

### **Test Methods – Protective Water Repellents**

#### **Water Absorption Tube Test: RILEM II.4, 60 mph, 20 Minutes**

The water absorption tube test simulating wind driven rain conditions was performed. This test simulates 60 mile per hour wind driven rain conditions for a period of 20 minutes. See Technical Services TECH Note RILEM Tube Test Procedures.

**Test Results – Protective Water Repellents**


**Water Absorption Tube Test: RILEM II.4, 60 mph, 20 Minutes**

**RESULTS**

<b>“Red” Concrete Brick</b>	
Untreated Control	<40 mph
Sure Klean® Weather Seal Blok-Guard® & Graffiti Control	60 mph
Sure Klean® Custom Masonry Sealer	60 mph
<b>“Terracotta” Concrete Brick</b>	
Untreated Control	<40 mph
Sure Klean® Weather Seal Blok-Guard® & Graffiti Control	59 mph
Sure Klean® Custom Masonry Sealer	59 mph
<b>“Buff/Yellow” Concrete Brick</b>	
Untreated Control	<40 mph
Sure Klean® Weather Seal Blok-Guard® & Graffiti Control	60 mph
Sure Klean® Custom Masonry Sealer	60 Mph
<b>“Black” Concrete Brick</b>	
Untreated Control	<40 mph
Sure Klean® Weather Seal Blok-Guard® & Graffiti Control	60 mph
Sure Klean® Custom Masonry Sealer	60 mph

**Photographs – Protective Water Repellents**

**“Red” Concrete Brick; RILEM II.4, 60 mph, 20 Minutes**



**Sure Klean® Custom Masonry Sealer**

**Sure Klean® Weather Seal Blok-Guard® & Graffiti Control**

**Untreated Control**

**Conclusions – Protective Water Repellents**

Based upon laboratory evaluations, both of the PROSOCO, Inc. products tested provided excellent water repellency to each of the submitted samples. In addition, Sure Klean® Custom Masonry Sealer and Sure Klean® Weather Seal Blok-Guard® & Graffiti Control provided a slight color enhancement to the submitted samples.

**Recommendations – Protective Water Repellents**

Recommendations for water repellency for each type of concrete brick submitted by PremierCrete Products, Justin, TX are provided in the chart below. Recommendations are based on the treatment that proved most effective and can provide water repellency on all types submitted.

Sample	Protective Water Repellents
All Submitted Concrete Brick	*Sure Klean® Weather Seal Blok-Guard® & Graffiti Control OR *Sure Klean® Custom Masonry Sealer

**\*NOTE:** Sure Klean® Weather Seal Blok-Guard® & Graffiti Control and Sure Klean® Custom Masonry Sealer are manufactured and marketed in compliance with USEPA AIM VOC regulations (40 CFR 59.403). These products may not be suitable for sale in states and districts with more restrictive AIM VOC regulations.

Apply all products in accordance with the manufacturer's recommendation provided on container labels and product data sheets. On-site testing should be conducted to determine the most appropriate water repellent product and procedures for a particular project. See product literature for additional application and product information.

## **Graffiti Control**

This evaluation compares the effectiveness of graffiti control treatments in preventing staining of enamel spray paint and permanent markers.

---

### **Description of Products Evaluated – Graffiti Control**

#### **Graffiti Control Treatments**

**Sure Klean® Custom Masonry Sealer** – A clear, solvent-based silicone elastomer formulated to weatherproof custom masonry units, cast stone, architectural concrete block, pre-cast concrete, wood and porous masonry. Custom Masonry Sealer penetrates and fills pores to prevent water penetration through exterior walls exposed to normal weathering.

**Sure Klean® Weather Seal Blok-Guard® & Graffiti Control** – A clear, solvent-based silicone elastomer formulated to weatherproof concrete block and other porous masonry materials. Blok-Guard® & Graffiti Control protects masonry surfaces from repeated graffiti attacks without altering the natural appearance. Blok-Guard® & Graffiti Control penetrates and fills pores to prevent water penetration through exterior walls exposed to normal weathering. Graffiti removal is fast and easy using Defacer Eraser® Graffiti Wipe. Blok-Guard® & Graffiti Control is easy to apply with low-pressure spray, brush or roller.

---

#### **Products Evaluated for Graffiti Removal**

**Sure Klean® Fast Acting Stripper** – A thixotropic stripping compound formulated specifically for removal of high strength paints and coatings such as epoxies, polyurethanes, and floor enamels. Additionally, Fast Acting Stripper dissolves most spray paints, marking pens, lacquers and other graffiti.

**Defacer Eraser® Graffiti Wipe** – An easy-to-use graffiti remover that does not contain methanol, methylene chloride or other halogenated solvents prohibited on many projects. Graffiti Wipe removes a variety of graffiti stains from most smooth masonry, split-face concrete block, wood and metal surfaces.

#### **Graffiti Agents**

Interior/Exterior Spray Paint (Red)  
Permanent Marker (Green)  
Permanent Marker (Red)  
Permanent Marker (Black)

---

### **Sample Preparation – Graffiti Control**

Sections of the concrete brick samples were treated with Sure Klean® Custom Masonry Sealer and Sure Klean® Weather Seal Blok-Guard® & Graffiti Control in accordance with the current PROSOCO, Inc. Product Data Sheet application instructions and were then allowed to cure for at least one day. At the end of the cure period, a visual adverse effects evaluation was made and then the graffiti agents were applied to the substrates.

Spray paint and markers were applied as graffiti agents to all treated surfaces no sooner than one day following application of Sure Klean® Custom Masonry Sealer and Sure Klean® Weather Seal Blok-Guard® & Graffiti Control. Removal of the graffiti agents was attempted 24 hours after application of the graffiti agents, using Sure Klean® Fast Acting Stripper and Defacer Eraser® Graffiti Wipe.

**Test Method – Graffiti Control**

Chemical cleaners were evaluated using the following procedure:

1. Apply the product to a dry surface, soiled with graffiti.
2. Allow appropriate dwell time:  
    Fast Acting Stripper.....20 minutes  
    Graffiti Wipe .....5 minutes
3. Pressure rinse thoroughly until water runs clear.\*
4. Allow the surface to dry thoroughly and visually examine to determine effectiveness.


**\*Pressure Rinsing Equipment** – Masonry washing equipment generating approximately 700-800 psi with a water flow rate of 8 gallons per minute delivered through a 45 degree fan spray tip was used for rinsing.

**Test Results – Graffiti Control**

<b>“Red” Concrete Brick</b>					
<b>Untreated Control</b>	<b>Red Paint</b>	<b>Black Marker</b>	<b>Green Marker</b>	<b>Red Marker</b>	<b>% Avg. Removal</b>
Fast Acting Stripper	98%	90%	70%	70%	<b>82%</b>
Graffiti Wipe	98%	80%	70%	70%	<b>80%</b>
<b>Custom Masonry Sealer</b>	<b>Red Paint</b>	<b>Black Marker</b>	<b>Green Marker</b>	<b>Red Marker</b>	<b>% Avg. Removal</b>
Fast Acting Stripper	98%	100%	100%	98%	<b>99%</b>
Graffiti Wipe	98%	98%	100%	95%	<b>98%</b>
<b>Blok-Guard® &amp; Graffiti Control</b>	<b>Red Paint</b>	<b>Black Marker</b>	<b>Green Marker</b>	<b>Red Marker</b>	<b>% Avg. Removal</b>
Fast Acting Stripper	98%	100%	100%	98%	<b>99%</b>
Graffiti Wipe	98%	98%	100%	95%	<b>98%</b>
<b>“Terracotta” Concrete Brick</b>					
<b>Untreated Control</b>	<b>Red Paint</b>	<b>Black Marker</b>	<b>Green Marker</b>	<b>Red Marker</b>	<b>% Avg. Removal</b>
Fast Acting Stripper	99%	90%	70%	80%	<b>85%</b>
Graffiti Wipe	98%	70%	70%	80%	<b>80%</b>
<b>Custom Masonry Sealer</b>	<b>Red Paint</b>	<b>Black Marker</b>	<b>Green Marker</b>	<b>Red Marker</b>	<b>% Avg. Removal</b>
Fast Acting Stripper	100%	100%	100%	100%	<b>100%</b>
Graffiti Wipe	100%	99%	100%	100%	<b>100%</b>
<b>Blok-Guard® &amp; Graffiti Control</b>	<b>Red Paint</b>	<b>Black Marker</b>	<b>Green Marker</b>	<b>Red Marker</b>	<b>% Avg. Removal</b>
Fast Acting Stripper	100%	100%	100%	100%	<b>100%</b>
Graffiti Wipe	100%	99%	100%	100%	<b>100%</b>
<b>“Buff/Yellow” Concrete Brick</b>					
<b>Untreated Control</b>	<b>Red Paint</b>	<b>Black Marker</b>	<b>Green Marker</b>	<b>Red Marker</b>	<b>% Avg. Removal</b>
Fast Acting Stripper	99%	99%	80%	90%	<b>92%</b>
Graffiti Wipe	99%	80%	80%	90%	<b>87%</b>
<b>Custom Masonry Sealer</b>	<b>Red Paint</b>	<b>Black Marker</b>	<b>Green Marker</b>	<b>Red Marker</b>	<b>% Avg. Removal</b>
Fast Acting Stripper	99%	100%	98%	99%	<b>99%</b>
Graffiti Wipe	99%	98%	95%	95%	<b>97%</b>
<b>Blok-Guard® &amp; Graffiti Control</b>	<b>Red Paint</b>	<b>Black Marker</b>	<b>Green Marker</b>	<b>Red Marker</b>	<b>% Avg. Removal</b>
Fast Acting Stripper	99%	100%	95%	99%	<b>98%</b>
Graffiti Wipe	99%	98%	95%	95%	<b>97%</b>
<b>“Black” Concrete Brick</b>					
<b>Untreated Control</b>	<b>Red Paint</b>	<b>Black Marker</b>	<b>Green Marker</b>	<b>Red Marker</b>	<b>% Avg. Removal</b>
Fast Acting Stripper	98%	100%	90%	90%	<b>95%</b>
Graffiti Wipe	99%	95%	90%	90%	<b>94%</b>
<b>Custom Masonry Sealer</b>	<b>Red Paint</b>	<b>Black Marker</b>	<b>Green Marker</b>	<b>Red Marker</b>	<b>% Avg. Removal</b>
Fast Acting Stripper	98%	100%	100%	100%	<b>100%</b>
Graffiti Wipe	98%	100%	100%	100%	<b>100%</b>
<b>Blok-Guard® &amp; Graffiti Control</b>	<b>Red Paint</b>	<b>Black Marker</b>	<b>Green Marker</b>	<b>Red Marker</b>	<b>% Avg. Removal</b>
Fast Acting Stripper	98%	100%	100%	100%	<b>100%</b>
Graffiti Wipe	98%	100%	100%	100%	<b>100%</b>

**Photographs – Graffiti Control**

**“Buff/Yellow” Concrete Brick; Before Graffiti Removal**




**Sure Klean® Custom Masonry Sealer**

**Sure Klean® Weather Seal Blok-Guard® & Graffiti Control**

**Untreated Control**

**“Buff/Yellow” Concrete Brick; After Graffiti Removal**



**Sure Klean® Fast Acting Stripper**

**Defacer Eraser® Graffiti Wipe**

**Sure Klean® Fast Acting Stripper**

**Defacer Eraser® Graffiti Wipe**

**Sure Klean® Fast Acting Stripper**

**Defacer Eraser® Graffiti Wipe**

**Sure Klean® Custom Masonry Sealer**

**Sure Klean® Weather Seal Blok-Guard® & Graffiti Control**

**Untreated Control**



**Conclusions – Graffiti Control**

Based upon laboratory evaluations, graffiti removal was improved when the submitted samples were treated with Sure Klean® Custom Masonry Sealer and Sure Klean® Weather Seal Blok-Guard® & Graffiti Control prior to graffiti application. In addition, both treatments provided a slight color enhancement to the submitted samples.

**Recommendations – Graffiti Control**

Recommendations for graffiti control treatment for each type of concrete brick submitted by PremierCrete Products, Justin, TX are provided in the chart below. Recommendations are based on the treatment that proved most effective for providing graffiti repellency and the product that was most effective at removing the graffiti on all types submitted.

Sample	Graffiti Repellents	Graffiti Removers
All Submitted Concrete Brick	*Sure Klean® Custom Masonry Sealer OR *Sure Klean® Weather Seal Blok-Guard® & Graffiti Control	Sure Klean® Fast Acting Stripper OR Defacer Eraser® Graffiti Wipe

**\*NOTE:** Sure Klean® Custom Masonry Sealer and Sure Klean® Weather Seal Blok-Guard® & Graffiti Control are manufactured and marketed in compliance with USEPA AIM VOC regulations (40 CFR 59.403). These products may not be suitable for sale in states and districts with more restrictive AIM VOC regulations.

Apply all products in accordance with the manufacturer's recommendation provided on container labels and product data sheets. Because the severity of graffiti varies from location to location, on-site testing should be conducted to determine the most appropriate graffiti control product and procedure for a particular project.




John Lancaster  
Project Testing Laboratory Technician



***PALLET TAG PROGRAM***  
*Laboratory Report*

PremierCrete Products  
9534 Industrial Rd.  
Justin, TX 76247  
Concrete Brick



*Project No. 0704-07 PTP*

*Prepared For:*  
**PROSOCO**  
SINCE 1939

*Prepared By:*  
AMT Laboratories  
May 2007