

**Table of Contents**

**Executive Summary** ..... i

**Submitted Information** ..... 1

**Introduction** ..... 2

**Purpose of Testing**..... 2

**Products Evaluated**..... 3

**New Construction Cleaning** ..... 4

    Description of Products Evaluated – New Construction Cleaning ..... 4

    Test Method – New Construction Cleaning ..... 4

    Test Results – New Construction Cleaning; Type S Mortar ..... 5

    Test Results – New Construction Cleaning; Type N Mortar ..... 6

    Test Results – Limiting Surface Alterations ..... 8

    Photographs – New Construction Cleaning; Type S Mortar ..... 10

    Photographs – New Construction Cleaning; Type N Mortar ..... 10

    Photographs – Limiting Surface Alterations ..... 11

    Conclusions – New Construction Cleaning ..... 12

    Recommendations – New Construction Cleaning ..... 12

**Protective Water Repellents**..... 13

    Description of Products Evaluated – Protective Water Repellents ..... 13

    Sample Preparation – Protective Water Repellents ..... 14

    Test Methods – Protective Water Repellents ..... 14

    Test Results – Protective Water Repellents ..... 15

    Photographs – Protective Water Repellents ..... 17

    Conclusions – Protective Water Repellents ..... 18

    Recommendations – Protective Water Repellents ..... 19

**Graffiti Control**..... 20

    Description of Products Evaluated – Graffiti Control ..... 20

    Sample Preparation – Graffiti Control ..... 21

    Test Methods – Graffiti Control ..... 21

    Test Results – Graffiti Control ..... 21

    Photographs – Graffiti Control ..... 25

    Conclusions – Graffiti Control ..... 26

    Recommendations – Graffiti Control ..... 26

**Stain Repellency** ..... 27

    Description of Products Evaluated – Stain Repellency ..... 27

    Sample Preparation – Stain Repellency ..... 27

    Test Method – Stain Repellency ..... 28

    Test Results – Surface Beading ..... 29

    Test Results – Stain Repellency ..... 31

    Photographs – Stain Repellency ..... 42

    Conclusions – Stain Repellency ..... 43

    Recommendations – Stain Repellency ..... 43

**Attachments**

    Technical Services TECH Note RILEM Tube Test Procedures

    Product Data literature for all products evaluated

**Submitted Information**

**For:** Matt Henderson  
**Cc:** Paul Tessier  
**Subject:** Continental Cast Stone of Kansas, Inc.  
Shawnee, KS  
**Date:** July 26, 2006  
**Project:** 0606-16 PTP

**Samples Submitted:** 11 types of cast stone

<b>Sample</b>	<b>Color</b>	<b>Size</b>
"1100"	White	24" x 24" x 3"
"1101"	Gray	24" x 24" x 3"
"1102"	Light Tan	24" x 24" x 3"
"1103"	Light Tan	24" x 24" x 3"
"1104"	Tan	24" x 24" x 3"
"1105"	Light Brown	24" x 24" x 3"
"1106"	Brown	24" x 24" x 3"
"1107"	Yellow	24" x 24" x 3"
"1108"	Orange	24" x 24" x 3"
"1112"	Dark Gray	24" x 24" x 3"
"207B"	Red	24" x 24" x 3"

Submitted by: Matt Henderson

---

## **Introduction**

Architectural Materials Testing (AMT) Laboratories is a Boyer Industries company that provides laboratory testing and consulting services for the construction industry. Laboratory testing includes evaluating chemical cleaning products and protective treatments for a variety of new and existing architectural materials.

This report includes descriptions of the PROSOCO, Inc. products and test methods that were used. Following test results and conclusions, the report provides recommendations for the most effective products and procedures.

---

## **Purpose of Testing**

Eleven types of cast stone were submitted to AMT Laboratories by PROSOCO, Inc. with a request to determine if application of the products evaluated will produce any surface alterations during new construction cleaning operations. Additionally, the effectiveness of water repellents, graffiti control products and stain repellent products suitable for cast stone were evaluated.

**New Construction Cleaning** – Sure Klean® Vana Trol® and Enviro Klean® Safety Klean were tested at various dilutions to determine the optimum cleaner/cure time combination for complete removal of laboratory applied Type S and Type N mortar from the submitted cast stone while limiting surface alterations to the decorative finish. The surface alteration evaluation was visually determined based upon perceived discoloration or erosion/etching of the samples.

To simulate new construction soiling, the samples were placed on a bench with finished surface facing upward. Hollow cylinders measuring 50 mm in diameter and 75 mm tall were positioned on top of the samples and filled with a wet mixture of either Type S or Type N cementitious mortar. The wet mortar-filled cylinder was allowed to remain in contact with the samples for 10 minutes before removal.

Heavy deposits of mortar were removed with dry scraping after 24 hours. Prepared cleaning solutions were then evaluated for their effectiveness in removing residual Type S mortar after 3, 7, and 14 days of curing and Type N mortar after 7, 14 and 21 days of curing. A visual examination was also made to determine if the tested cleaners caused any surface alterations to the submitted samples based on the following:

**Surface Finish Removal** is the visual examination of the sample comparing the surface finish of the untreated control surface to the surface finish cleaned with selected product(s) at given dilutions.

**Substrate Deterioration** is the visual examination of the sample comparing the surface of the untreated control to surfaces cleaned with selected product(s) at given dilutions looking for any potential erosion/digestion of the sample.

**Color Change** is the visual examination comparing the color of the untreated control surface to color of surfaces cleaned with selected products at given dilutions.

**Staining** is the visual examination for changes that are the result of a chemical reaction that leaves a staining precipitate.

**Protective Water Repellents** – Sure Klean® Weather Seal Blok-Guard® & Graffiti Control, Sure Klean® Weather Seal Blok-Guard® & Graffiti Control II, Sure Klean® Weather Seal Siloxane PD, Sure Klean® Weather Seal SL100 Water Repellent, Stand Off® Limestone & Marble Protector, and Stand Off® SLX100 Water & Oil Repellent were evaluated for their ability to provide water repellency to the submitted samples.

**Graffiti Control** – Sure Klean® Weather Seal Blok-Guard® & Graffiti Control and Sure Klean® Weather Seal Blok-Guard® & Graffiti Control II were evaluated for their ability to repel graffiti from the submitted samples. Sure Klean® Fast Acting Stripper and Defacer Eraser® Graffiti Wipe were evaluated for their ability to remove graffiti from the submitted samples.

**Stain Repellency** – Stand Off® Limestone & Marble Protector, Stand Off® SLX100 Water & Oil Repellent and Stand Off® Stone, Tile & Masonry Protector (STMP) were evaluated for their ability to repel stains from the submitted samples.

**Products Evaluated****New Construction Cleaning Products Evaluated**

Sample	Product	Dilution
All Submitted Cast Stone	Sure Klean® Vana Trol®	1:6, 1:8
	Enviro Klean® Safety Klean	1:2, 1:3

**Protective Water Repellent Products Evaluated**

Sample	Product	Dilution
All Submitted Cast Stone	Sure Klean® Weather Seal Blok-Guard® & Graffiti Control	Concentrate
	Sure Klean® Weather Seal Blok-Guard® & Graffiti Control II	Concentrate
	Sure Klean® Weather Seal Siloxane PD	Concentrate
	Sure Klean® Weather Seal SL100 Water Repellent	Concentrate
	Stand Off® Limestone & Marble Protector	Concentrate
	Stand Off® SLX100 Water & Oil Repellent	Concentrate

**Graffiti Repellent Products Evaluated**

Sample	Product	Dilution
All Submitted Cast Stone	Sure Klean® Weather Seal Blok-Guard® & Graffiti Control	Concentrate
	Sure Klean® Weather Seal Blok-Guard® & Graffiti Control II	Concentrate

**Graffiti Removal Products Evaluated**

Sample	Product	Dilution
All Submitted Cast Stone	Sure Klean® Fast Acting Stripper	Concentrate
	Defacer Eraser® Graffiti Wipe	Concentrate

**Stain Repellent Products Evaluated**

Sample	Product	Dilution
All Submitted Cast Stone	Stand Off® Limestone & Marble Protector	Concentrate
	Stand Off® SLX100 Water & Oil Repellent	Concentrate
	Stand Off® Stone, Tile & Masonry Protector (STMP)	Concentrate

**Dilution ratios refer to mixtures of concentrated product : fresh water.**

## **New Construction Cleaning**

These cleaning trials were conducted to determine the optimal cleaning/cure time combination to most efficiently remove Type S and Type N mortar from the submitted samples while limiting surface alterations to the decorative finish.

Type S cementitious mortar was prepared in compliance with the manufacturer's instructions, applied to the cast stone surface and allowed to cure for 3, 7 and 14 days. Type N cementitious mortar was prepared in compliance with the manufacturer's instructions, applied to the cast stone surface and allowed to cure for 7, 14 and 21 days. Mortar removal was accomplished using chemical assistance and a high-pressure water rinse with pressure rinsing equipment. The removal of Type S cementitious mortar was visually evaluated after 3, 7 and 14 days of curing. The removal of Type N cementitious mortar was visually evaluated after 7, 14 and 21 days of curing.

## **Description of Products Evaluated – New Construction Cleaning**

**Sure Klean® Vana Trol®** – A concentrated acidic cleaner for new masonry surfaces that are subject to vanadium, manganese and other metallic stains. Use on: gray, brown, white, and most light-colored brick; natural stone; cast stone. Dissolves mortar smears and construction dirt quickly, leaving the masonry clean and uniform with no acid burning or streaking. Liquid concentrate for dilution with 4-10 parts water. Apply by brush or low-pressure spray.

**Enviro Klean® Safety Klean** – An effective, safe, alternative to acidic compounds for cleaning brick, tile and concrete surfaces. Safety Klean rids new masonry construction of excess mortar, dirt and other common job site soiling. It's ideal for projects where traditional acidic cleaners are not allowed. Non-fuming Safety Klean contains no hydrochloric or other traditional inorganic acids and is safe for use on and around most metal surfaces. Always test. Additionally, it is up to 70 percent more effective than citric and glycolic acids and 50 percent more effective than phosphoric acid.

## **Test Method – New Construction Cleaning**

New construction cleaners were evaluated using the following procedure:

1. Pre-wet the surface with water.
2. Apply the cleaner.
3. Allow the appropriate dwell time, as specified:
 

Sure Klean® Vana Trol® .....	3-5 minutes
Enviro Klean® Safety Klean.....	3-5 minutes
4. Pressure rinse thoroughly.\*

**\*Pressure Rinsing Equipment** – Masonry washing equipment generating approximately 700-800 psi with a water flow rate of 8 gallons per minute delivered through a 45 degree fan spray tip was used for rinsing.

**Test Results – New Construction Cleaning; Type S Mortar****Cleaning Effectiveness (% Type S Mortar Removal)**

<b>“1100”</b>				
<b>Product</b>	<b>Dilution</b>	<b>3 day</b>	<b>7 day</b>	<b>14 day</b>
Sure Klean® Vana Trol®	1:6	100%	100%	100%
Sure Klean® Vana Trol®	1:8	100%	100%	100%
Enviro Klean® Safety Klean	1:2	100%	100%	100%
Enviro Klean® Safety Klean	1:3	100%	100%	98%
<b>“1101”</b>				
<b>Product</b>	<b>Dilution</b>	<b>3 day</b>	<b>7 day</b>	<b>14 day</b>
Sure Klean® Vana Trol®	1:6	100%	100%	100%
Sure Klean® Vana Trol®	1:8	100%	100%	100%
Enviro Klean® Safety Klean	1:2	100%	100%	100%
Enviro Klean® Safety Klean	1:3	100%	100%	100%
<b>“1102”</b>				
<b>Product</b>	<b>Dilution</b>	<b>3 day</b>	<b>7 day</b>	<b>14 day</b>
Sure Klean® Vana Trol®	1:6	100%	100%	100%
Sure Klean® Vana Trol®	1:8	100%	100%	100%
Enviro Klean® Safety Klean	1:2	100%	100%	100%
Enviro Klean® Safety Klean	1:3	100%	100%	100%
<b>“1103”</b>				
<b>Product</b>	<b>Dilution</b>	<b>3 day</b>	<b>7 day</b>	<b>14 day</b>
Sure Klean® Vana Trol®	1:6	100%	100%	100%
Sure Klean® Vana Trol®	1:8	100%	100%	100%
Enviro Klean® Safety Klean	1:2	100%	100%	100%
Enviro Klean® Safety Klean	1:3	100%	100%	100%
<b>“1104”</b>				
<b>Product</b>	<b>Dilution</b>	<b>3 day</b>	<b>7 day</b>	<b>14 day</b>
Sure Klean® Vana Trol®	1:6	100%	100%	100%
Sure Klean® Vana Trol®	1:8	100%	99%	99%
Enviro Klean® Safety Klean	1:2	100%	99%	99%
Enviro Klean® Safety Klean	1:3	100%	99%	99%
<b>“1105”</b>				
<b>Product</b>	<b>Dilution</b>	<b>3 day</b>	<b>7 day</b>	<b>14 day</b>
Sure Klean® Vana Trol®	1:6	100%	99%	99%
Sure Klean® Vana Trol®	1:8	100%	99%	98%
Enviro Klean® Safety Klean	1:2	100%	99%	99%
Enviro Klean® Safety Klean	1:3	100%	98%	95%
<b>“1106”</b>				
<b>Product</b>	<b>Dilution</b>	<b>3 day</b>	<b>7 day</b>	<b>14 day</b>
Sure Klean® Vana Trol®	1:6	100%	100%	99%
Sure Klean® Vana Trol®	1:8	99%	98%	95%
Enviro Klean® Safety Klean	1:2	98%	98%	95%
Enviro Klean® Safety Klean	1:3	98%	98%	95%

**Test Results – New Construction Cleaning; Type S Mortar**

<b>“1107”</b>				
<b>Product</b>	<b>Dilution</b>	<b>3 day</b>	<b>7 day</b>	<b>14 day</b>
Sure Klean® Vana Trol®	1:6	100%	100%	100%
Sure Klean® Vana Trol®	1:8	100%	100%	100%
Enviro Klean® Safety Klean	1:2	100%	100%	100%
Enviro Klean® Safety Klean	1:3	100%	100%	100%
<b>“1108”</b>				
<b>Product</b>	<b>Dilution</b>	<b>3 day</b>	<b>7 day</b>	<b>14 day</b>
Sure Klean® Vana Trol®	1:6	100%	100%	100%
Sure Klean® Vana Trol®	1:8	100%	100%	99%
Enviro Klean® Safety Klean	1:2	100%	99%	99%
Enviro Klean® Safety Klean	1:3	100%	99%	99%
<b>“1112”</b>				
<b>Product</b>	<b>Dilution</b>	<b>3 day</b>	<b>7 day</b>	<b>14 day</b>
Sure Klean® Vana Trol®	1:6	100%	100%	100%
Sure Klean® Vana Trol®	1:8	100%	100%	100%
Enviro Klean® Safety Klean	1:2	100%	100%	100%
Enviro Klean® Safety Klean	1:3	100%	100%	100%
<b>“207B”</b>				
<b>Product</b>	<b>Dilution</b>	<b>3 day</b>	<b>7 day</b>	<b>14 day</b>
Sure Klean® Vana Trol®	1:6	99%	99%	99%
Sure Klean® Vana Trol®	1:8	99%	99%	95%
Enviro Klean® Safety Klean	1:2	98%	98%	90%
Enviro Klean® Safety Klean	1:3	90%	90%	90%

**Test Results – New Construction Cleaning; Type N Mortar****Cleaning Effectiveness (% Type N Mortar Removal)**

<b>“1100”</b>				
<b>Product</b>	<b>Dilution</b>	<b>7 day</b>	<b>14 day</b>	<b>21 day</b>
Sure Klean® Vana Trol®	1:6	100%	99%	99%
Sure Klean® Vana Trol®	1:8	100%	99%	98%
Enviro Klean® Safety Klean	1:2	100%	99%	95%
Enviro Klean® Safety Klean	1:3	99%	99%	95%
<b>“1101”</b>				
<b>Product</b>	<b>Dilution</b>	<b>7 day</b>	<b>14 day</b>	<b>21 day</b>
Sure Klean® Vana Trol®	1:6	100%	100%	99%
Sure Klean® Vana Trol®	1:8	100%	99%	99%
Enviro Klean® Safety Klean	1:2	100%	99%	99%
Enviro Klean® Safety Klean	1:3	100%	99%	99%
<b>“1102”</b>				
<b>Product</b>	<b>Dilution</b>	<b>7 day</b>	<b>14 day</b>	<b>21 day</b>
Sure Klean® Vana Trol®	1:6	99%	99%	98%
Sure Klean® Vana Trol®	1:8	98%	98%	98%
Enviro Klean® Safety Klean	1:2	98%	98%	98%
Enviro Klean® Safety Klean	1:3	98%	98%	98%

**Test Results – New Construction Cleaning; Type N Mortar**

<b>“1103”</b>				
<b>Product</b>	<b>Dilution</b>	<b>7 day</b>	<b>14 day</b>	<b>21 day</b>
Sure Klean® Vana Trol®	1:6	100%	99%	99%
Sure Klean® Vana Trol®	1:8	100%	99%	98%
Enviro Klean® Safety Klean	1:2	100%	99%	98%
Enviro Klean® Safety Klean	1:3	100%	99%	98%
<b>“1104”</b>				
<b>Product</b>	<b>Dilution</b>	<b>7 day</b>	<b>14 day</b>	<b>21 day</b>
Sure Klean® Vana Trol®	1:6	99%	98%	95%
Sure Klean® Vana Trol®	1:8	99%	98%	95%
Enviro Klean® Safety Klean	1:2	99%	98%	95%
Enviro Klean® Safety Klean	1:3	99%	95%	95%
<b>“1105”</b>				
<b>Product</b>	<b>Dilution</b>	<b>7 day</b>	<b>14 day</b>	<b>21 day</b>
Sure Klean® Vana Trol®	1:6	99%	99%	98%
Sure Klean® Vana Trol®	1:8	98%	98%	98%
Enviro Klean® Safety Klean	1:2	98%	98%	98%
Enviro Klean® Safety Klean	1:3	98%	98%	98%
<b>“1106”</b>				
<b>Product</b>	<b>Dilution</b>	<b>7 day</b>	<b>14 day</b>	<b>21 day</b>
Sure Klean® Vana Trol®	1:6	98%	98%	98%
Sure Klean® Vana Trol®	1:8	98%	98%	90%
Enviro Klean® Safety Klean	1:2	98%	98%	90%
Enviro Klean® Safety Klean	1:3	95%	95%	90%
<b>“1107”</b>				
<b>Product</b>	<b>Dilution</b>	<b>7 day</b>	<b>14 day</b>	<b>21 day</b>
Sure Klean® Vana Trol®	1:6	100%	100%	99%
Sure Klean® Vana Trol®	1:8	99%	99%	98%
Enviro Klean® Safety Klean	1:2	99%	99%	98%
Enviro Klean® Safety Klean	1:3	99%	99%	98%
<b>“1108”</b>				
<b>Product</b>	<b>Dilution</b>	<b>7 day</b>	<b>14 day</b>	<b>21 day</b>
Sure Klean® Vana Trol®	1:6	100%	100%	100%
Sure Klean® Vana Trol®	1:8	100%	100%	100%
Enviro Klean® Safety Klean	1:2	100%	100%	100%
Enviro Klean® Safety Klean	1:3	100%	100%	100%
<b>“1112”</b>				
<b>Product</b>	<b>Dilution</b>	<b>7 day</b>	<b>14 day</b>	<b>21 day</b>
Sure Klean® Vana Trol®	1:6	100%	100%	100%
Sure Klean® Vana Trol®	1:8	100%	100%	100%
Enviro Klean® Safety Klean	1:2	100%	100%	100%
Enviro Klean® Safety Klean	1:3	100%	100%	100%
<b>“207B”</b>				
<b>Product</b>	<b>Dilution</b>	<b>7 day</b>	<b>14 day</b>	<b>21 day</b>
Sure Klean® Vana Trol®	1:6	100%	100%	100%
Sure Klean® Vana Trol®	1:8	98%	98%	98%
Enviro Klean® Safety Klean	1:2	99%	99%	90%
Enviro Klean® Safety Klean	1:3	99%	98%	90%



**Test Results – Limiting Surface Alterations**

<b>Substrate: Cast Stone</b>		<b>Pigment Color: "1100"</b>			
Product	Dilution	Surface Finish Removal	Substrate Deterioration	Color Change	Staining
Sure Klean® Vana Trol®	1:6	1	0	1	0
Sure Klean® Vana Trol®	1:8	1	0	1	0
Enviro Klean® Safety Klean	1:2	1	0	1	0
Enviro Klean® Safety Klean	1:3	1	0	1	0
<b>Substrate: Cast Stone</b>		<b>Pigment Color: "1101"</b>			
Product	Dilution	Surface Finish Removal	Substrate Deterioration	Color Change	Staining
Sure Klean® Vana Trol®	1:6	1	0	1	0
Sure Klean® Vana Trol®	1:8	1	0	1	0
Enviro Klean® Safety Klean	1:2	1	0	1	0
Enviro Klean® Safety Klean	1:3	1	0	1	0
<b>Substrate: Cast Stone</b>		<b>Pigment Color: "1102"</b>			
Product	Dilution	Surface Finish Removal	Substrate Deterioration	Color Change	Staining
Sure Klean® Vana Trol®	1:6	1	0	1	0
Sure Klean® Vana Trol®	1:8	1	0	1	0
Enviro Klean® Safety Klean	1:2	1	0	1	0
Enviro Klean® Safety Klean	1:3	1	0	1	0
<b>Substrate: Cast Stone</b>		<b>Pigment Color: "1103"</b>			
Product	Dilution	Surface Finish Removal	Substrate Deterioration	Color Change	Staining
Sure Klean® Vana Trol®	1:6	1	0	1	0
Sure Klean® Vana Trol®	1:8	1	0	1	0
Enviro Klean® Safety Klean	1:2	1	0	1	0
Enviro Klean® Safety Klean	1:3	1	0	1	0
<b>Substrate: Cast Stone</b>		<b>Pigment Color: "1104"</b>			
Product	Dilution	Surface Finish Removal	Substrate Deterioration	Color Change	Staining
Sure Klean® Vana Trol®	1:6	1	0	1	0
Sure Klean® Vana Trol®	1:8	1	0	1	0
Enviro Klean® Safety Klean	1:2	1	0	1	0
Enviro Klean® Safety Klean	1:3	1	0	1	0
<b>Substrate: Cast Stone</b>		<b>Pigment Color: "1105"</b>			
Product	Dilution	Surface Finish Removal	Substrate Deterioration	Color Change	Staining
Sure Klean® Vana Trol®	1:6	1	0	1	0
Sure Klean® Vana Trol®	1:8	1	0	1	0
Enviro Klean® Safety Klean	1:2	1	0	1	0
Enviro Klean® Safety Klean	1:3	1	0	1	0

The following is the scale used for reporting results of all categories:

- |               |               |
|---------------|---------------|
| 0 – No Change | 3 – Heavy     |
| 1 – Slight    | 4 – Excessive |
| 2 – Moderate  |               |

**Test Results – Limiting Surface Alterations**

<b>Substrate: Cast Stone</b>		<b>Pigment Color: “1106”</b>			
Product	Dilution	Surface Finish Removal	Substrate Deterioration	Color Change	Staining
Sure Klean® Vana Trol®	1:6	1	0	1	0
Sure Klean® Vana Trol®	1:8	1	0	1	0
Enviro Klean® Safety Klean	1:2	1	0	1	0
Enviro Klean® Safety Klean	1:3	1	0	1	0
<b>Substrate: Cast Stone</b>		<b>Pigment Color: “1107”</b>			
Product	Dilution	Surface Finish Removal	Substrate Deterioration	Color Change	Staining
Sure Klean® Vana Trol®	1:6	1	0	1	0
Sure Klean® Vana Trol®	1:8	1	0	1	0
Enviro Klean® Safety Klean	1:2	1	0	1	0
Enviro Klean® Safety Klean	1:3	1	0	1	0
<b>Substrate: Cast Stone</b>		<b>Pigment Color: “1108”</b>			
Product	Dilution	Surface Finish Removal	Substrate Deterioration	Color Change	Staining
Sure Klean® Vana Trol®	1:6	1	0	1	0
Sure Klean® Vana Trol®	1:8	1	0	1	0
Enviro Klean® Safety Klean	1:2	1	0	1	0
Enviro Klean® Safety Klean	1:3	1	0	1	0
<b>Substrate: Cast Stone</b>		<b>Pigment Color: “1112”</b>			
Product	Dilution	Surface Finish Removal	Substrate Deterioration	Color Change	Staining
Sure Klean® Vana Trol®	1:6	1	0	1	0
Sure Klean® Vana Trol®	1:8	1	0	1	0
Enviro Klean® Safety Klean	1:2	2	0	2	0
Enviro Klean® Safety Klean	1:3	2	0	2	0
<b>Substrate: Cast Stone</b>		<b>Pigment Color: “207B”</b>			
Product	Dilution	Surface Finish Removal	Substrate Deterioration	Color Change	Staining
Sure Klean® Vana Trol®	1:6	1	0	1	0
Sure Klean® Vana Trol®	1:8	1	0	1	0
Enviro Klean® Safety Klean	1:2	2	0	2	0
Enviro Klean® Safety Klean	1:3	2	0	2	0

The following is the scale used for reporting results of all categories:

- |               |               |
|---------------|---------------|
| 0 – No Change | 3 – Heavy     |
| 1 – Slight    | 4 – Excessive |
| 2 – Moderate  |               |

**Photographs – New Construction Cleaning; Type S Mortar**

**“1108”; Type S Mortar; 3 Day Cleaning**



**“1108”; Type S Mortar; 7 Day Cleaning**



**“1108”; Type S Mortar; 14 Day Cleaning**



**Photographs – New Construction Cleaning; Type N Mortar**

**“1108”; Type N Mortar; 7 Day Cleaning**



**Photographs – New Construction Cleaning; Type N Mortar**

**“1108”; Type N Mortar; 14 Day Cleaning**



<b>Sure Klean<sup>®</sup> Vana Trol<sup>®</sup> (1:6)</b>	<b>Sure Klean<sup>®</sup> Vana Trol<sup>®</sup> (1:8)</b>	<b>Enviro Klean<sup>®</sup> Safety Klean (1:2)</b>	<b>Enviro Klean<sup>®</sup> Safety Klean (1:3)</b>	<b>Untreated Control</b>
---	---	--	--	------------------------------

**“1108”; Type N Mortar; 21 Day Cleaning**



<b>Sure Klean<sup>®</sup> Vana Trol<sup>®</sup> (1:6)</b>	<b>Sure Klean<sup>®</sup> Vana Trol<sup>®</sup> (1:8)</b>	<b>Enviro Klean<sup>®</sup> Safety Klean (1:2)</b>	<b>Enviro Klean<sup>®</sup> Safety Klean (1:3)</b>	<b>Untreated Control</b>
---	---	--	--	------------------------------

**Photographs – Limiting Surface Alterations**

**“1108” Limiting Surface Alterations**



<b>Sure Klean<sup>®</sup> Vana Trol<sup>®</sup> (1:6)</b>	<b>Sure Klean<sup>®</sup> Vana Trol<sup>®</sup> (1:8)</b>	<b>Enviro Klean<sup>®</sup> Safety Klean (1:2)</b>	<b>Enviro Klean<sup>®</sup> Safety Klean (1:3)</b>	<b>Untreated Control</b>
---	---	--	--	------------------------------

**Conclusions – New Construction Cleaning**

Based on the test results, both PROSOCO, Inc. products tested performed well in removing excess mortar from the submitted samples. The products tested performed well in removing the Type S and Type N mortar soils even after allowing the mortar to remain on the surface of the samples for 14 days for Type S mortar and 21 days for Type N mortar under ideal curing conditions.

In addition, both of the products evaluated removed a slight amount of the surface pigment exposing small aggregate and causing a slight color change to most of the submitted samples. Onsite testing is recommended to determine if the change in the appearance is acceptable.

**NOTE:** Enviro Klean® Safety Klean removed a moderate amount of the surface pigment, exposing small aggregate, and causing a moderate color change to the submitted “1112” and “207B” samples and is therefore not recommended for new construction cleaning operations.

It is recommended that the selected cleaners always be used in the lowest possible concentration. They should be rinsed with the lowest pressure of water as practical to minimize removal of the decorative finish. Excessive pressure and water volume may combine to damage or remove decorative finishes. To facilitate easier removal of excess mortar and construction dirt while minimizing any potential surface alterations to the decorative finish, clean within 3 days of construction for Type S mortar and 7 days for Type N mortar.

**Recommendations – New Construction Cleaning**

Recommendations for cleaning for the cast stone submitted by Continental Cast Stone of Kansas, Inc., Shawnee, KS are provided in the chart below. Recommendations are based on the optimum dilution for complete removal of mortar while limiting surface alterations to the submitted samples.

Sample	New Construction Cleaning (Type S mortar, 14 day cleaning)	New Construction Cleaning (Type N mortar, 21 day cleaning)
“1100” “1101” “1102” “1103” “1104” “1105” “1106” “1107” “1108”	Sure Klean® Vana Trol® (1:8) OR Enviro Klean® Safety Klean (1:3)	Sure Klean® Vana Trol® (1:8) OR Enviro Klean® Safety Klean (1:3)
“1112” “207B”	Sure Klean® Vana Trol® (1:8)	Sure Klean® Vana Trol® (1:8)

Apply all products in accordance with the manufacturer’s recommendation provided on container labels and product data sheets. On-site testing should always be conducted to determine the most appropriate cleaning product and procedures for a particular project. See product literature for additional application and product information.

---

## **Protective Water Repellents**

The testing described below evaluates the suitability of water repellent treatments.

The surface treatments evaluated were selected for their suitability for application based on the following selection criteria:

1. Weatherproofing properties
  2. Color change
  3. Ease of application
- 

### **Description of Products Evaluated – Protective Water Repellents**

**Sure Klean® Weather Seal Blok-Guard® & Graffiti Control** – A clear, solvent-based silicone elastomer formulated to weatherproof concrete block and other porous masonry materials. Blok-Guard® & Graffiti Control protects masonry surfaces from repeated graffiti attacks without altering the natural appearance. Blok-Guard® & Graffiti Control penetrates and fills pores to prevent water penetration through exterior walls exposed to normal weathering. Graffiti removal is fast and easy using Defacer Eraser® Graffiti Wipe. Blok-Guard® & Graffiti Control is easy to apply with low-pressure spray, brush or roller.

**Sure Klean® Weather Seal Blok-Guard® & Graffiti Control II** – A clear-drying, water-based silicone emulsion for weatherproofing concrete block and other porous masonry materials. Blok-Guard® & Graffiti Control II also protects masonry surfaces from graffiti attacks without altering the natural appearance. Blok-Guard® & Graffiti Control II protects exterior walls exposed to normal weathering. Graffiti removal from treated surfaces is fast and easy using Defacer Eraser® Graffiti Wipe. Blok-Guard® & Graffiti Control II is easy to apply with low-pressure spray, brush or roller.

**Sure Klean® Weather Seal Siloxane PD** – A ready-to-use, water-based silane/siloxane water repellent for concrete, GFRC, and most masonry and stucco surfaces. Siloxane PD penetrates more deeply than conventional water repellents. It helps masonry resist cracking, spalling, staining and other damage related to water intrusion. Low odor and alkaline stable, Siloxane PD is ideal for field and in-plant application.

**Sure Klean® Weather Seal SL100 Water Repellent** – A modified, “neat” silane system that offers invisible protection and low volatility and complies with all known regulations limiting the Volatile Organic Compound (VOC) content of architectural coatings and sealers. SL100 protects horizontal and vertical concrete and masonry surfaces against water and waterborne contaminants. The small molecular structure of SL100 ensures maximum penetration and colorless protection of dense, color-sensitive surfaces. Ideal for GFRC, integrally colored pre-cast concrete and many types of natural stone.

**Stand Off® Limestone & Marble Protector** – A clear, penetrating water and oil repellent suitable for use on interior or exterior calcareous surfaces such as limestone, marble and travertine. It’s also suitable for many other types of masonry surfaces. Limestone & Marble Protector penetrates deeply to provide surface and subsurface protection without forming a glossy surface film. Treated surfaces retain their natural color, texture and appearance.

Limestone & Marble Protector combines high quality siloxane resins with “oleophobic” resins to produce a penetrating water and oil repellent ideal for long-term protection against food, oil and waterborne staining. Unlike conventional penetrating oil repellent products, Limestone & Marble Protector has been modified to ensure effectiveness on limestone, marble and other calcareous or neutral pH surfaces.

**Stand Off® SLX100 Water & Oil Repellent** – Combines water and oil repellency on most substrates to prevent staining by waterborne and oily substances. This modified “neat” silane system offers invisible protection and low volatility. The small molecular structure of SLX100 allows for maximum penetration at coverage rates higher than that of conventional silanes. Depth of penetration is controlled by the application rate (loading rate). This makes SLX100 ideal for protecting granite and other dense, color-sensitive surfaces.

---

**Sample Preparation – Protective Water Repellents**

The submitted samples were scored and allowed to dry for at least 24 hours prior to treatment. All treatments were applied by brush in accordance with the current PROSOCO, Inc. Product Data Sheet application instructions. All treatments were allowed to cure for at least 7 days prior to testing.

---

**Test Methods – Protective Water Repellents****Water Absorption Tube Test: Vertical RILEM II.4, 5.0 milliliters, 20 minutes**

The water absorption tube test simulating wind driven and wind blown rain conditions was performed. Tests were run with vertical 5.0-milliliter head pressures. Filled to 5.0 milliliters, a water absorption tube produces a 98 mph dynamic wind pressure. See RILEM II.4 Tech Note for additional information.

The ranking system used to evaluate the effectiveness of the products applied to each submitted sample is as follows:

**AA** = "Above Average" correlates to less than or equal to 20% of the maximum untreated absorption.

**A** = "Average" correlates to less than or equal to 50% of the maximum untreated absorption.

**BA** = "Below Average" correlates to greater than 50% of the maximum untreated absorption.

**EXAMPLE:** If RILEM tubes applied to an untreated sample result in loss of 5.0 mL of water or more, then:

A rating of **AA** *Above Average* water repellent performance would be reported for treatments which result in a loss of no more than:

$$5.0 \text{ mL} \times 20\% = \mathbf{1.0 \text{ mL}}$$

A rating of **A** *Average* water repellent performance would be reported for treatments which result in a loss of no more than:

$$5.0 \text{ mL} \times 50\% = \mathbf{2.5 \text{ mL}}$$

A rating of **BA** *Below Average* water repellent performance would be reported for treatments which result in a loss of more than:

$$5.0 \text{ mL} \times 50\% = \mathbf{2.5 \text{ mL}}$$

**Test Results – Protective Water Repellents****Water Absorption Tube Test: Vertical RILEM II.4, 5.0 milliliters, 20 minutes****AA** = Above Average**A** = Average**BA** = Below Average

<b>“1100”</b>	<b>Results in mL loss</b>	<b>Ranking</b>
Untreated Control	-5.0	--
Sure Klean® Weather Seal Blok-Guard® & Graffiti Control	-0.0	<b><u>AA</u></b>
Sure Klean® Weather Seal Blok-Guard® & Graffiti Control II	-0.0	<b><u>AA</u></b>
Sure Klean® Weather Seal Siloxane PD	-0.1	<b><u>AA</u></b>
Sure Klean® Weather Seal SL100 Water Repellent	-0.0	<b><u>AA</u></b>
Stand Off® Limestone & Marble Protector	-0.0	<b><u>AA</u></b>
Stand Off® SLX100 Water & Oil Repellent	-0.0	<b><u>AA</u></b>
<b>“1101”</b>	<b>Results in mL loss</b>	<b>Ranking</b>
Untreated Control	-2.0	--
Sure Klean® Weather Seal Blok-Guard® & Graffiti Control	-0.0	<b><u>AA</u></b>
Sure Klean® Weather Seal Blok-Guard® & Graffiti Control II	-0.0	<b><u>AA</u></b>
Sure Klean® Weather Seal Siloxane PD	-0.0	<b><u>AA</u></b>
Sure Klean® Weather Seal SL100 Water Repellent	-0.0	<b><u>AA</u></b>
Stand Off® Limestone & Marble Protector	-0.0	<b><u>AA</u></b>
Stand Off® SLX100 Water & Oil Repellent	-0.0	<b><u>AA</u></b>
<b>“1102”</b>	<b>Results in mL loss</b>	<b>Ranking</b>
Untreated Control	-1.8	--
Sure Klean® Weather Seal Blok-Guard® & Graffiti Control	-0.0	<b><u>AA</u></b>
Sure Klean® Weather Seal Blok-Guard® & Graffiti Control II	-0.0	<b><u>AA</u></b>
Sure Klean® Weather Seal Siloxane PD	-0.0	<b><u>AA</u></b>
Sure Klean® Weather Seal SL100 Water Repellent	-0.0	<b><u>AA</u></b>
Stand Off® Limestone & Marble Protector	-0.0	<b><u>AA</u></b>
Stand Off® SLX100 Water & Oil Repellent	-0.0	<b><u>AA</u></b>
<b>“1103”</b>	<b>Results in mL loss</b>	<b>Ranking</b>
Untreated Control	-1.2	--
Sure Klean® Weather Seal Blok-Guard® & Graffiti Control	-0.0	<b><u>AA</u></b>
Sure Klean® Weather Seal Blok-Guard® & Graffiti Control II	-0.0	<b><u>AA</u></b>
Sure Klean® Weather Seal Siloxane PD	-0.0	<b><u>AA</u></b>
Sure Klean® Weather Seal SL100 Water Repellent	-0.0	<b><u>AA</u></b>
Stand Off® Limestone & Marble Protector	-0.0	<b><u>AA</u></b>
Stand Off® SLX100 Water & Oil Repellent	-0.0	<b><u>AA</u></b>
<b>“1104”</b>	<b>Results in mL loss</b>	<b>Ranking</b>
Untreated Control	-5.0	--
Sure Klean® Weather Seal Blok-Guard® & Graffiti Control	-0.0	<b><u>AA</u></b>
Sure Klean® Weather Seal Blok-Guard® & Graffiti Control II	-0.0	<b><u>AA</u></b>
Sure Klean® Weather Seal Siloxane PD	-0.0	<b><u>AA</u></b>
Sure Klean® Weather Seal SL100 Water Repellent	-0.0	<b><u>AA</u></b>
Stand Off® Limestone & Marble Protector	-0.0	<b><u>AA</u></b>
Stand Off® SLX100 Water & Oil Repellent	-0.0	<b><u>AA</u></b>



**Test Results – Protective Water Repellents****Water Absorption Tube Test: Vertical RILEM II.4, 5.0 milliliters, 20 minutes****AA = Above Average****A = Average****BA = Below Average**

<b>“1105”</b>	<b>Results in mL loss</b>	<b>Ranking</b>
Untreated Control	-2.7	--
Sure Klean® Weather Seal Blok-Guard® & Graffiti Control	-0.0	<u>AA</u>
Sure Klean® Weather Seal Blok-Guard® & Graffiti Control II	-0.0	<u>AA</u>
Sure Klean® Weather Seal Siloxane PD	-0.0	<u>AA</u>
Sure Klean® Weather Seal SL100 Water Repellent	-0.0	<u>AA</u>
Stand Off® Limestone & Marble Protector	-0.0	<u>AA</u>
Stand Off® SLX100 Water & Oil Repellent	-0.0	<u>AA</u>
<b>“1106”</b>	<b>Results in mL loss</b>	<b>Ranking</b>
Untreated Control	-4.7	--
Sure Klean® Weather Seal Blok-Guard® & Graffiti Control	-0.0	<u>AA</u>
Sure Klean® Weather Seal Blok-Guard® & Graffiti Control II	-0.0	<u>AA</u>
Sure Klean® Weather Seal Siloxane PD	-0.0	<u>AA</u>
Sure Klean® Weather Seal SL100 Water Repellent	-0.0	<u>AA</u>
Stand Off® Limestone & Marble Protector	-0.0	<u>AA</u>
Stand Off® SLX100 Water & Oil Repellent	-0.0	<u>AA</u>
<b>“1107”</b>	<b>Results in mL loss</b>	<b>Ranking</b>
Untreated Control	-1.1	--
Sure Klean® Weather Seal Blok-Guard® & Graffiti Control	-0.0	<u>AA</u>
Sure Klean® Weather Seal Blok-Guard® & Graffiti Control II	-0.0	<u>AA</u>
Sure Klean® Weather Seal Siloxane PD	-0.0	<u>AA</u>
Sure Klean® Weather Seal SL100 Water Repellent	-0.0	<u>AA</u>
Stand Off® Limestone & Marble Protector	-0.0	<u>AA</u>
Stand Off® SLX100 Water & Oil Repellent	-0.0	<u>AA</u>
<b>“1108”</b>	<b>Results in mL loss</b>	<b>Ranking</b>
Untreated Control	-2.0	--
Sure Klean® Weather Seal Blok-Guard® & Graffiti Control	-0.0	<u>AA</u>
Sure Klean® Weather Seal Blok-Guard® & Graffiti Control II	-0.0	<u>AA</u>
Sure Klean® Weather Seal Siloxane PD	-0.0	<u>AA</u>
Sure Klean® Weather Seal SL100 Water Repellent	-0.0	<u>AA</u>
Stand Off® Limestone & Marble Protector	-0.0	<u>AA</u>
Stand Off® SLX100 Water & Oil Repellent	-0.0	<u>AA</u>
<b>“1112”</b>	<b>Results in mL loss</b>	<b>Ranking</b>
Untreated Control	-5.0	--
Sure Klean® Weather Seal Blok-Guard® & Graffiti Control	-0.0	<u>AA</u>
Sure Klean® Weather Seal Blok-Guard® & Graffiti Control II	-0.0	<u>AA</u>
Sure Klean® Weather Seal Siloxane PD	-0.0	<u>AA</u>
Sure Klean® Weather Seal SL100 Water Repellent	-0.0	<u>AA</u>
Stand Off® Limestone & Marble Protector	-0.0	<u>AA</u>
Stand Off® SLX100 Water & Oil Repellent	-0.0	<u>AA</u>

**Test Results – Protective Water Repellents**

Water Absorption Tube Test: Vertical RILEM II.4, 5.0 milliliters, 20 minutes

**AA** = Above Average

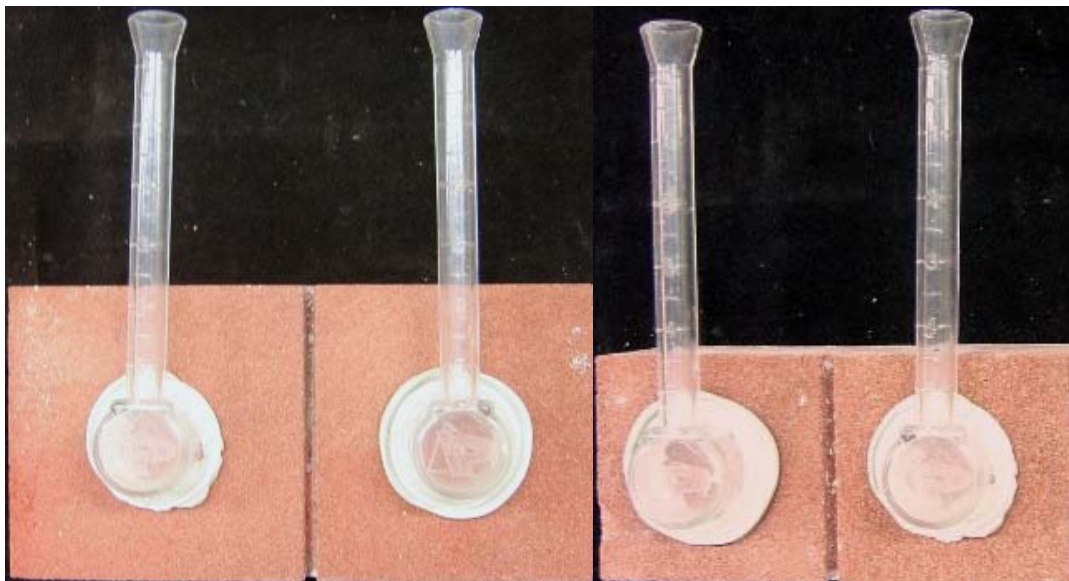
**A** = Average

**BA** = Below Average

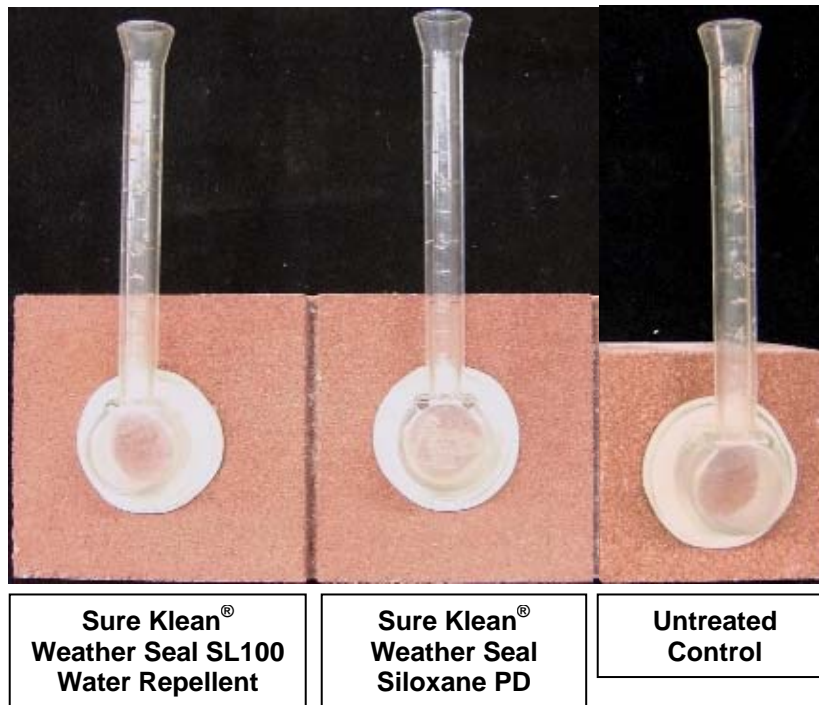
<b>"207B"</b>	<b>Results in mL loss</b>	<b>Ranking</b>
Untreated Control	-3.3	--
Sure Klean® Weather Seal Blok-Guard® & Graffiti Control	-0.0	<b>AA</b>
Sure Klean® Weather Seal Blok-Guard® & Graffiti Control II	-0.0	<b>AA</b>
Sure Klean® Weather Seal Siloxane PD	-0.0	<b>AA</b>
Sure Klean® Weather Seal SL100 Water Repellent	-0.0	<b>AA</b>
Stand Off® Limestone & Marble Protector	-0.0	<b>AA</b>
Stand Off® SLX100 Water & Oil Repellent	-0.0	<b>AA</b>

**Photographs – Protective Water Repellents**

**"207B"; Vertical RILEM II.4, 5.0 milliliters, 20 minutes**



<p><b>Sure Klean® Weather Seal Blok-Guard® &amp; Graffiti Control</b></p>	<p><b>Sure Klean® Weather Seal Blok-Guard® &amp; Graffiti Control II</b></p>	<p><b>Stand Off® Limestone &amp; Marble Protector</b></p>	<p><b>Stand Off® SLX100 Water &amp; Oil Repellent</b></p>
---	--	---	---

**Photographs – Protective Water Repellents****“207B”; Vertical RILEM II.4, 5.0 milliliters, 20 minutes****Conclusions – Protective Water Repellents**

Test results indicate that all of the water repellents tested exhibited above average water repellency on the submitted samples.

In addition, Sure Klean® Weather Seal Blok-Guard® & Graffiti Control, Sure Klean® Weather Seal Blok-Guard® & Graffiti Control II and Stand Off® Limestone & Marble Protector provided a slight to moderate color enhancement to all of the submitted samples. None of the other treatments altered the appearance of any of the submitted samples in any way.

**NOTE:** Due to less than desirable results from testing for stain repellency, Stand Off® Limestone & Marble Protector and/or Stand Off® SLX100 Water & Oil Repellent was not recommended for water repellency on the following substrates: “1100,” “1104,” “1105,” “1107,” “1112,” “1101” and “1103,” as reflected in the Recommendations section below.

**Recommendations – Protective Water Repellents**

Recommendations for water repellent treatments for the cast stone submitted by Continental Cast Stone of Kansas, Inc., Shawnee, KS are provided in the chart below. Recommendations are based on the treatments that proved most effective at providing water repellency on the submitted samples.

Sample	Protective Water Repellents
"1102" "1106" "1108" "207B"	*Sure Klean® Weather Seal Blok-Guard® & Graffiti Control OR Sure Klean® Weather Seal Blok-Guard® & Graffiti Control II OR Sure Klean® Weather Seal Siloxane PD OR Sure Klean® Weather Seal SL100 Water Repellent OR *Stand Off® Limestone & Marble Protector OR Stand Off® SLX100 Water & Oil Repellent
"1100" "1104" "1105" "1107" "1112"	*Sure Klean® Weather Seal Blok-Guard® & Graffiti Control OR Sure Klean® Weather Seal Blok-Guard® & Graffiti Control II OR Sure Klean® Weather Seal Siloxane PD OR Sure Klean® Weather Seal SL100 Water Repellent OR *Stand Off® Limestone & Marble Protector
"1101" "1103"	*Sure Klean® Weather Seal Blok-Guard® & Graffiti Control OR Sure Klean® Weather Seal Blok-Guard® & Graffiti Control II OR Sure Klean® Weather Seal Siloxane PD OR Sure Klean® Weather Seal SL100 Water Repellent

**\*NOTE:** Sure Klean® Weather Seal Blok-Guard® & Graffiti Control and Stand Off® Limestone & Marble Protector are manufactured and marketed in compliance with USEPA AIM VOC regulations (40 CFR 59.403). These products may not be suitable for sale in states and districts with more restrictive AIM VOC regulations.

The ability of a water repellent treatment to prevent the ingress of water is affected by a variety of factors. Therefore, on-site testing should be carried out for all installations with the recommended systems to ensure job site workmanship yields equivalent results.

Apply all products in accordance with the manufacturer's recommendation provided on container labels and product data sheets. On-site testing should be conducted to determine the most appropriate water repellent product and procedures for a particular project. See product literature for additional application and product information.

---

## **Graffiti Control**

This evaluation compares the effectiveness of graffiti control treatments in preventing staining of enamel spray paint and permanent markers.

---

### **Description of Products Evaluated – Graffiti Control**

#### **Products Evaluated for Graffiti Repellency**

**Sure Klean® Weather Seal Blok-Guard® & Graffiti Control** – A clear, solvent-based silicone elastomer formulated to weatherproof concrete block and other porous masonry materials. Blok-Guard® & Graffiti Control protects masonry surfaces from repeated graffiti attacks without altering the natural appearance. Blok-Guard® & Graffiti Control penetrates and fills pores to prevent water penetration through exterior walls exposed to normal weathering. Graffiti removal is fast and easy using Defacer Eraser® Graffiti Wipe. Blok-Guard® & Graffiti Control is easy to apply with low-pressure spray, brush or roller.

**Sure Klean® Weather Seal Blok-Guard® & Graffiti Control II** – A clear-drying, water-based silicone emulsion for weatherproofing concrete block and other porous masonry materials. Blok-Guard® & Graffiti Control II also protects masonry surfaces from graffiti attacks without altering the natural appearance. Blok-Guard® & Graffiti Control II protects exterior walls exposed to normal weathering. Graffiti removal from treated surfaces is fast and easy using Defacer Eraser® Graffiti Wipe. Blok-Guard® & Graffiti Control II is easy to apply with low-pressure spray, brush or roller.

#### **Products Evaluated for Graffiti Removal**

**Defacer Eraser® Graffiti Wipe** – An easy-to-use graffiti remover that does not contain methanol, methylene chloride or other “halogenated” solvents prohibited on many projects. Graffiti Wipe removes a variety of graffiti stains from most smooth masonry, wood and metal surfaces.

**Sure Klean® Fast Acting Stripper** – A thixotropic stripping compound formulated specifically for removal of high strength paints and coatings such as epoxies, polyurethanes, and floor enamels. Additionally, Fast Acting Stripper dissolves most spray paints, marking pens, lacquers and other graffiti.

#### **Graffiti Agents**

Interior/Exterior Spray Paint (Red)  
Permanent Marker (Green)  
Permanent Marker (Red)  
Permanent Marker (Black)

**Sample Preparation – Graffiti Control**

Sure Klean® Weather Seal Blok-Guard® & Graffiti Control and Sure Klean® Weather Seal Blok-Guard® & Graffiti Control II were applied in a wet-on-wet brushing application in accordance with the current PROSOCO, Inc. Product Data Sheet application instructions to sections of the cast stone samples. The samples were allowed to cure for at least one day. A visual adverse effects evaluation was made and then the graffiti agents were applied to the substrates.

Spray paint and markers were applied as graffiti agents to all treated surfaces no sooner than one day following application of Sure Klean® Weather Seal Blok-Guard® & Graffiti Control and Sure Klean® Weather Seal Blok-Guard® & Graffiti Control II. Removal of the graffiti agents was attempted 24 hours after application of the graffiti agents, using Defacer Eraser® Graffiti Wipe and Sure Klean® Fast Acting Stripper.

**Test Methods – Graffiti Control**

Chemical cleaners were evaluated using the following procedure:

1. Apply the graffiti removal product to a dry surface, soiled with graffiti.
2. Allow appropriate dwell time:
  - Graffiti Wipe .....5 minutes
  - Fast Acting Stripper.....20 minutes
3. Pressure rinse thoroughly until water runs clear.\*
4. Allow the surface to dry thoroughly and visually examine to determine effectiveness.

\*Pressure Rinsing Equipment – Masonry washing equipment generating approximately 700-800 psi with a water flow rate of 8 gallons per minute delivered through a 45 degree fan spray tip was used for rinsing.

**Test Results – Graffiti Control**

"1100"					
Untreated Control	Red Paint	Black Marker	Green Marker	Red Marker	% Avg. Removal
Fast Acting Stripper	80%	80%	70%	70%	75%
Graffiti Wipe	60%	30%	50%	50%	48%
Blok-Guard® & Graffiti Control	Red Paint	Black Marker	Green Marker	Red Marker	% Avg. Removal
Fast Acting Stripper	98%	99%	98%	98%	98%
Graffiti Wipe	99%	95%	95%	95%	96%
Blok-Guard® & Graffiti Control II	Red Paint	Black Marker	Green Marker	Red Marker	% Avg. Removal
Fast Acting Stripper	95%	98%	98%	90%	95%
Graffiti Wipe	98%	90%	90%	90%	92%
"1101"					
Untreated Control	Red Paint	Black Marker	Green Marker	Red Marker	% Avg. Removal
Fast Acting Stripper	90%	80%	70%	70%	78%
Graffiti Wipe	80%	40%	60%	80%	65%
Blok-Guard® & Graffiti Control	Red Paint	Black Marker	Green Marker	Red Marker	% Avg. Removal
Fast Acting Stripper	98%	100%	99%	99%	99%
Graffiti Wipe	99%	99%	98%	98%	99%
Blok-Guard® & Graffiti Control II	Red Paint	Black Marker	Green Marker	Red Marker	% Avg. Removal
Fast Acting Stripper	98%	95%	95%	95%	96%
Graffiti Wipe	98%	95%	95%	95%	96%

**Test Results – Graffiti Control**

<b>“1102”</b>					
<b>Untreated Control</b>	<b>Red Paint</b>	<b>Black Marker</b>	<b>Green Marker</b>	<b>Red Marker</b>	<b>% Avg. Removal</b>
Fast Acting Stripper	85%	75%	75%	80%	<b>79%</b>
Graffiti Wipe	60%	40%	70%	95%	<b>66%</b>
<b>Blok-Guard® &amp; Graffiti Control</b>	<b>Red Paint</b>	<b>Black Marker</b>	<b>Green Marker</b>	<b>Red Marker</b>	<b>% Avg. Removal</b>
Fast Acting Stripper	98%	99%	99%	99%	<b>99%</b>
Graffiti Wipe	99%	95%	95%	95%	<b>96%</b>
<b>Blok-Guard® &amp; Graffiti Control II</b>	<b>Red Paint</b>	<b>Black Marker</b>	<b>Green Marker</b>	<b>Red Marker</b>	<b>% Avg. Removal</b>
Fast Acting Stripper	98%	98%	80%	80%	<b>89%</b>
Graffiti Wipe	98%	95%	80%	95%	<b>92%</b>
<b>“1103”</b>					
<b>Untreated Control</b>	<b>Red Paint</b>	<b>Black Marker</b>	<b>Green Marker</b>	<b>Red Marker</b>	<b>% Avg. Removal</b>
Fast Acting Stripper	90%	80%	30%	30%	<b>58%</b>
Graffiti Wipe	60%	30%	30%	40%	<b>40%</b>
<b>Blok-Guard® &amp; Graffiti Control</b>	<b>Red Paint</b>	<b>Black Marker</b>	<b>Green Marker</b>	<b>Red Marker</b>	<b>% Avg. Removal</b>
Fast Acting Stripper	99%	99%	98%	98%	<b>99%</b>
Graffiti Wipe	100%	95%	95%	95%	<b>96%</b>
<b>Blok-Guard® &amp; Graffiti Control II</b>	<b>Red Paint</b>	<b>Black Marker</b>	<b>Green Marker</b>	<b>Red Marker</b>	<b>% Avg. Removal</b>
Fast Acting Stripper	99%	99%	95%	80%	<b>93%</b>
Graffiti Wipe	100%	90%	50%	50%	<b>73%</b>
<b>“1104”</b>					
<b>Untreated Control</b>	<b>Red Paint</b>	<b>Black Marker</b>	<b>Green Marker</b>	<b>Red Marker</b>	<b>% Avg. Removal</b>
Fast Acting Stripper	90%	95%	90%	95%	<b>93%</b>
Graffiti Wipe	70%	30%	50%	60%	<b>53%</b>
<b>Blok-Guard® &amp; Graffiti Control</b>	<b>Red Paint</b>	<b>Black Marker</b>	<b>Green Marker</b>	<b>Red Marker</b>	<b>% Avg. Removal</b>
Fast Acting Stripper	99%	100%	100%	100%	<b>100%</b>
Graffiti Wipe	99%	100%	99%	99%	<b>99%</b>
<b>Blok-Guard® &amp; Graffiti Control II</b>	<b>Red Paint</b>	<b>Black Marker</b>	<b>Green Marker</b>	<b>Red Marker</b>	<b>% Avg. Removal</b>
Fast Acting Stripper	99%	100%	99%	99%	<b>99%</b>
Graffiti Wipe	99%	100%	99%	99%	<b>99%</b>
<b>“1105”</b>					
<b>Untreated Control</b>	<b>Red Paint</b>	<b>Black Marker</b>	<b>Green Marker</b>	<b>Red Marker</b>	<b>% Avg. Removal</b>
Fast Acting Stripper	80%	98%	95%	95%	<b>92%</b>
Graffiti Wipe	80%	40%	95%	95%	<b>78%</b>
<b>Blok-Guard® &amp; Graffiti Control</b>	<b>Red Paint</b>	<b>Black Marker</b>	<b>Green Marker</b>	<b>Red Marker</b>	<b>% Avg. Removal</b>
Fast Acting Stripper	98%	99%	99%	99%	<b>99%</b>
Graffiti Wipe	99%	99%	99%	98%	<b>99%</b>
<b>Blok-Guard® &amp; Graffiti Control II</b>	<b>Red Paint</b>	<b>Black Marker</b>	<b>Green Marker</b>	<b>Red Marker</b>	<b>% Avg. Removal</b>
Fast Acting Stripper	98%	99%	98%	98%	<b>98%</b>
Graffiti Wipe	99%	98%	95%	95%	<b>97%</b>

**Test Results – Graffiti Control**

<b>“1106”</b>					
<b>Untreated Control</b>	<b>Red Paint</b>	<b>Black Marker</b>	<b>Green Marker</b>	<b>Red Marker</b>	<b>% Avg. Removal</b>
Fast Acting Stripper	95%	98%	70%	95%	<b>90%</b>
Graffiti Wipe	40%	40%	70%	98%	<b>62%</b>
<b>Blok-Guard® &amp; Graffiti Control</b>	<b>Red Paint</b>	<b>Black Marker</b>	<b>Green Marker</b>	<b>Red Marker</b>	<b>% Avg. Removal</b>
Fast Acting Stripper	99%	100%	99%	99%	<b>99%</b>
Graffiti Wipe	99%	100%	99%	99%	<b>99%</b>
<b>Blok-Guard® &amp; Graffiti Control II</b>	<b>Red Paint</b>	<b>Black Marker</b>	<b>Green Marker</b>	<b>Red Marker</b>	<b>% Avg. Removal</b>
Fast Acting Stripper	99%	99%	98%	99%	<b>99%</b>
Graffiti Wipe	99%	95%	98%	99%	<b>98%</b>
<b>“1107”</b>					
<b>Untreated Control</b>	<b>Red Paint</b>	<b>Black Marker</b>	<b>Green Marker</b>	<b>Red Marker</b>	<b>% Avg. Removal</b>
Fast Acting Stripper	98%	98%	70%	80%	<b>87%</b>
Graffiti Wipe	60%	60%	60%	70%	<b>63%</b>
<b>Blok-Guard® &amp; Graffiti Control</b>	<b>Red Paint</b>	<b>Black Marker</b>	<b>Green Marker</b>	<b>Red Marker</b>	<b>% Avg. Removal</b>
Fast Acting Stripper	99%	98%	99%	99%	<b>99%</b>
Graffiti Wipe	99%	98%	98%	98%	<b>98%</b>
<b>Blok-Guard® &amp; Graffiti Control II</b>	<b>Red Paint</b>	<b>Black Marker</b>	<b>Green Marker</b>	<b>Red Marker</b>	<b>% Avg. Removal</b>
Fast Acting Stripper	99%	98%	70%	80%	<b>87%</b>
Graffiti Wipe	99%	80%	60%	70%	<b>77%</b>
<b>“1108”</b>					
<b>Untreated Control</b>	<b>Red Paint</b>	<b>Black Marker</b>	<b>Green Marker</b>	<b>Red Marker</b>	<b>% Avg. Removal</b>
Fast Acting Stripper	90%	90%	60%	80%	<b>80%</b>
Graffiti Wipe	70%	60%	60%	80%	<b>68%</b>
<b>Blok-Guard® &amp; Graffiti Control</b>	<b>Red Paint</b>	<b>Black Marker</b>	<b>Green Marker</b>	<b>Red Marker</b>	<b>% Avg. Removal</b>
Fast Acting Stripper	99%	99%	99%	99%	<b>99%</b>
Graffiti Wipe	99%	99%	99%	99%	<b>99%</b>
<b>Blok-Guard® &amp; Graffiti Control II</b>	<b>Red Paint</b>	<b>Black Marker</b>	<b>Green Marker</b>	<b>Red Marker</b>	<b>% Avg. Removal</b>
Fast Acting Stripper	99%	98%	95%	98%	<b>98%</b>
Graffiti Wipe	99%	98%	90%	98%	<b>96%</b>
<b>“1112”</b>					
<b>Untreated Control</b>	<b>Red Paint</b>	<b>Black Marker</b>	<b>Green Marker</b>	<b>Red Marker</b>	<b>% Avg. Removal</b>
Fast Acting Stripper	90%	98%	90%	90%	<b>92%</b>
Graffiti Wipe	70%	40%	90%	95%	<b>74%</b>
<b>Blok-Guard® &amp; Graffiti Control</b>	<b>Red Paint</b>	<b>Black Marker</b>	<b>Green Marker</b>	<b>Red Marker</b>	<b>% Avg. Removal</b>
Fast Acting Stripper	98%	100%	100%	100%	<b>100%</b>
Graffiti Wipe	99%	100%	100%	100%	<b>100%</b>
<b>Blok-Guard® &amp; Graffiti Control II</b>	<b>Red Paint</b>	<b>Black Marker</b>	<b>Green Marker</b>	<b>Red Marker</b>	<b>% Avg. Removal</b>
Fast Acting Stripper	99%	100%	100%	100%	<b>100%</b>
Graffiti Wipe	98%	99%	99%	99%	<b>99%</b>



**Test Results – Graffiti Control**

<b>“207B”</b>					
<b>Untreated Control</b>	<b>Red Paint</b>	<b>Black Marker</b>	<b>Green Marker</b>	<b>Red Marker</b>	<b>% Avg. Removal</b>
Fast Acting Stripper	95%	99%	95%	100%	<b>97%</b>
Graffiti Wipe	80%	75%	95%	100%	<b>88%</b>
<b>Blok-Guard® &amp; Graffiti Control</b>	<b>Red Paint</b>	<b>Black Marker</b>	<b>Green Marker</b>	<b>Red Marker</b>	<b>% Avg. Removal</b>
Fast Acting Stripper	100%	100%	100%	100%	<b>100%</b>
Graffiti Wipe	100%	100%	100%	100%	<b>100%</b>
<b>Blok-Guard® &amp; Graffiti Control II</b>	<b>Red Paint</b>	<b>Black Marker</b>	<b>Green Marker</b>	<b>Red Marker</b>	<b>% Avg. Removal</b>
Fast Acting Stripper	99%	100%	100%	100%	<b>100%</b>
Graffiti Wipe	99%	100%	100%	100%	<b>100%</b>

**Photographs – Graffiti Control**

**“1104”; Before Graffiti Removal**



**Sure Klean® Weather Seal Blok-Guard® & Graffiti Control**

**Sure Klean® Weather Seal Blok-Guard® & Graffiti Control II**

**Untreated Control**

**“1104”; After Graffiti Removal**



**Sure Klean® Fast Acting Stripper**

**Defacer Eraser® Graffiti Wipe**

**Sure Klean® Fast Acting Stripper**

**Defacer Eraser® Graffiti Wipe**

**Sure Klean® Fast Acting Stripper**

**Defacer Eraser® Graffiti Wipe**

**Sure Klean® Weather Seal Blok-Guard® & Graffiti Control**

**Sure Klean® Weather Seal Blok-Guard® & Graffiti Control II**

**Untreated Control**

**Conclusions – Graffiti Control**

Based upon laboratory evaluations, graffiti removal was improved when the submitted samples were treated with Sure Klean® Weather Seal Blok-Guard® & Graffiti Control and Sure Klean® Weather Seal Blok-Guard® & Graffiti Control II prior to graffiti application. In addition, both treatments provided a slight to moderate color enhancement to the submitted samples.

**Recommendations – Graffiti Control**

Recommendations for graffiti control treatment for each type of cast stone submitted by Continental Cast Stone of Kansas, Inc., Shawnee, KS are provided in the chart below. Recommendations are based on the treatment that proved most effective for providing graffiti repellency and the product that was most effective at removing the graffiti on all types submitted.

Sample	Graffiti Repellency	Graffiti Removal
All Submitted Cast Stone	Sure Klean® Weather Seal Blok-Guard® & Graffiti Control OR Sure Klean® Weather Seal Blok-Guard® & Graffiti Control II	Sure Klean® Fast Acting Stripper OR Defacer Eraser® Graffiti Wipe

**\*NOTE:** Sure Klean® Weather Seal Blok-Guard® & Graffiti Control is manufactured and marketed in compliance with USEPA AIM VOC regulations (40 CFR 59.403). This product may not be suitable for sale in states and districts with more restrictive AIM VOC regulations.

Apply all products in accordance with the manufacturer's recommendation provided on container labels and product data sheets. Because the severity of graffiti varies from location to location, on-site testing should be conducted to determine the most appropriate graffiti control product and procedure for a particular project.

## **Stain Repellency**

These trials were conducted to determine the effectiveness of treatments in preventing food and oil staining on the submitted samples.

### **Description of Products Evaluated – Stain Repellency**

#### **Stain Repellent Treatments**

**Stand Off® Limestone & Marble Protector** – A clear, penetrating water and oil repellent suitable for use on interior or exterior calcareous surfaces such as limestone, marble and travertine. It's also suitable for many other types of masonry surfaces. Limestone & Marble Protector penetrates deeply to provide surface and subsurface protection without forming a glossy surface film. Treated surfaces retain their natural color, texture and appearance.

Limestone & Marble Protector combines high quality siloxane resins with “oleophobic” resins to produce a penetrating water and oil repellent ideal for long-term protection against food, oil and waterborne staining. Unlike conventional penetrating oil repellent products, Limestone & Marble Protector has been modified to ensure effectiveness on limestone, marble and other calcareous or neutral pH surfaces.

**Stand Off® SLX100 Water & Oil Repellent** – Combines water and oil repellency on most substrates to prevent staining by waterborne and oily substances. This modified “neat” silane system offers invisible protection and low volatility. The small molecular structure of SLX100 allows for maximum penetration at coverage rates higher than that of conventional silanes. Depth of penetration is controlled by the application rate (loading rate). This makes SLX100 ideal for protecting granite and other dense, color-sensitive surfaces.

**Stand Off® Stone, Tile & Masonry Protector (STMP)** – A penetrating oil and stain repellent that is an easy-to-use, low-VOC, low-odor protective treatment improves the stain resistance and simplifies maintenance cleaning of interior and exterior stone, quarry tile, concrete and masonry surfaces.

#### **Maintenance Cleaner**

**Enviro Klean® 2010 All Surface Cleaner** – A “next-generation” product for cleaning and degreasing light-to-heavily soiled stone, tile, masonry and much more. Powerful enough for industrial use, flexible enough for jobs around the home, space-saving EK 2010 replaces a host of individual cleaning agents. It is suitable for home-use on windows, bathroom tub and tile, counter tops and more when diluted with water. It's concentrated enough for the toughest industrial cleaning jobs on concrete, metal and many other plant and warehouse surfaces. EK 2010 also removes Sure Klean® Weather Seal Siloxane PD overspray from windows.

#### **Staining Agents Evaluated**

<b><u>Products</u></b>	<b><u>Temperature</u></b>
Coca Cola	ambient (~70°F)
Ketchup	ambient (~70°F)
Mustard	ambient (~70°F)
Red Wine	ambient (~70°F)
Balsamic Vinegar	ambient (~70°F)
Soy Sauce	ambient (~70°F)
Olive Oil	ambient (~70°F)
Wesson Oil	(~250°F)
Coffee	(~120°F)

### **Sample Preparation – Stain Repellency**

Samples were cleaned with Enviro Klean® 2010 All Surface Cleaner diluted with 10 parts water and allowed to dry for 24 hours prior to treatment. The protective treatments were then applied by brush in accordance with the current PROSOCO, Inc. Product Data Sheet application instructions. The treatments were allowed to cure on the samples for at least 72 hours before testing.

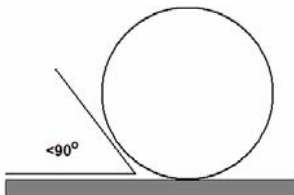
**Test Method – Stain Repellency****Surface Beading Evaluation**

The food and oil products were applied to the test areas by using a dropper creating a bead 0.5 – 1.0 cm in diameter. The beading properties of the oils and liquids were visually evaluated within two minutes after application. The results are reported as a rating based on the angle of contact between the base of the droplet and the substrate. A rating of “1 or 2” indicated the smallest angle of contact ( $<90^\circ$ ) which correlates to “above average” repellency. A rating of “3 or 4” indicates “average” repellency. A rating of “5 or greater” indicated that the food or oil quickly absorbed into the substrate and correlates to “below average” repellency.

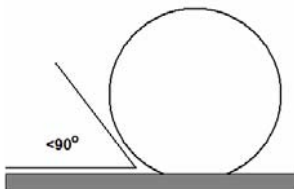
**Note: Non-free flowing staining agents such as ketchup and mustard are applied in a globular fashion and therefore are not evaluated for their beading properties.**

**Rating System (1-5)**

1. No wetting of contact area (no darkening); angle less than  $90^\circ$ .




2. Wetting contained to the contact area (slight darkening); angle is less than  $90^\circ$ .



3. Wetting contained to the contact area (slight darkening); angle is greater than  $90^\circ$ , but less than  $135^\circ$ .



4. Wetting beyond the contact area (darkening); angle is greater than  $135^\circ$ .



5. Wetting beyond the contact area (darkening); angle is flat.

**Stain Removal Evaluation**

The soiling agents were allowed to dwell on the treated and untreated substrates for times of 24 hours, 4 hours, 1 hour, and 10 minutes. The test areas were then cleaned with Enviro Klean<sup>®</sup> 2010 All Surface Cleaner diluted 1 part concentrate to 10 parts fresh water and scrubbed under a stream of running water from a faucet. Samples were allowed to dry for 24 hours. Evaluation consisted of a visual examination of the tested areas to determine the percentage of staining removal.

**Test Results – Surface Beading**

"1100"									
Treatment	Coca-Cola	Ketchup	Mustard	Red Wine	Balsamic Vinegar	Soy Sauce	Olive Oil	Wesson Oil	Hot Coffee
Untreated Control	3	-	-	4	4	4	5	5	4
Limestone & Marble Protector	1	-	-	2	2	2	2	2	2
SLX100 Water & Oil Repellent	1	-	-	2	2	2	2	2	2
Stone, Tile & Masonry Protector (STMP)	2	-	-	3	3	3	3	3	3
"1101"									
Treatment	Coca-Cola	Ketchup	Mustard	Red Wine	Balsamic Vinegar	Soy Sauce	Olive Oil	Wesson Oil	Hot Coffee
Untreated Control	3	-	-	4	4	4	5	5	4
Limestone & Marble Protector	1	-	-	2	2	2	2	2	2
SLX100 Water & Oil Repellent	1	-	-	2	2	2	2	2	2
Stone, Tile & Masonry Protector (STMP)	2	-	-	3	3	3	3	3	3
"1102"									
Treatment	Coca-Cola	Ketchup	Mustard	Red Wine	Balsamic Vinegar	Soy Sauce	Olive Oil	Wesson Oil	Hot Coffee
Untreated Control	3	-	-	4	4	4	5	5	4
Limestone & Marble Protector	1	-	-	2	2	2	2	2	2
SLX100 Water & Oil Repellent	1	-	-	2	2	2	2	2	2
Stone, Tile & Masonry Protector (STMP)	2	-	-	3	3	3	3	3	3
"1103"									
Treatment	Coca-Cola	Ketchup	Mustard	Red Wine	Balsamic Vinegar	Soy Sauce	Olive Oil	Wesson Oil	Hot Coffee
Untreated Control	3	-	-	4	4	4	5	5	4
Limestone & Marble Protector	1	-	-	2	2	2	2	2	2
SLX100 Water & Oil Repellent	1	-	-	2	2	2	2	2	2
Stone, Tile & Masonry Protector (STMP)	2	-	-	3	3	3	3	3	3
"1104"									
Treatment	Coca-Cola	Ketchup	Mustard	Red Wine	Balsamic Vinegar	Soy Sauce	Olive Oil	Wesson Oil	Hot Coffee
Untreated Control	3	-	-	4	4	4	5	5	4
Limestone & Marble Protector	1	-	-	2	2	2	2	2	2
SLX100 Water & Oil Repellent	1	-	-	2	2	2	2	2	2
Stone, Tile & Masonry Protector (STMP)	2	-	-	3	3	3	3	3	3
"1105"									
Treatment	Coca-Cola	Ketchup	Mustard	Red Wine	Balsamic Vinegar	Soy Sauce	Olive Oil	Wesson Oil	Hot Coffee
Untreated Control	3	-	-	4	4	4	5	5	4
Limestone & Marble Protector	1	-	-	2	2	2	2	2	2
SLX100 Water & Oil Repellent	1	-	-	2	2	2	2	2	2
Stone, Tile & Masonry Protector (STMP)	2	-	-	3	3	3	3	3	3

**Test Results – Surface Beading**

"1106"									
Treatment	Coca-Cola	Ketchup	Mustard	Red Wine	Balsamic Vinegar	Soy Sauce	Olive Oil	Wesson Oil	Hot Coffee
Untreated Control	3	-	-	4	4	4	5	5	4
Limestone & Marble Protector	1	-	-	2	2	2	2	2	2
SLX100 Water & Oil Repellent	1	-	-	2	2	2	2	2	2
Stone, Tile & Masonry Protector (STMP)	2	-	-	3	3	3	3	3	3
"1107"									
Treatment	Coca-Cola	Ketchup	Mustard	Red Wine	Balsamic Vinegar	Soy Sauce	Olive Oil	Wesson Oil	Hot Coffee
Untreated Control	3	-	-	4	4	4	5	5	4
Limestone & Marble Protector	1	-	-	2	2	2	2	2	2
SLX100 Water & Oil Repellent	1	-	-	2	2	2	2	2	2
Stone, Tile & Masonry Protector (STMP)	2	-	-	3	3	3	3	3	3
"1108"									
Treatment	Coca-Cola	Ketchup	Mustard	Red Wine	Balsamic Vinegar	Soy Sauce	Olive Oil	Wesson Oil	Hot Coffee
Untreated Control	3	-	-	4	4	4	5	5	4
Limestone & Marble Protector	1	-	-	2	2	2	2	2	2
SLX100 Water & Oil Repellent	1	-	-	2	2	2	2	2	2
Stone, Tile & Masonry Protector (STMP)	2	-	-	3	3	3	3	3	3
"1112"									
Treatment	Coca-Cola	Ketchup	Mustard	Red Wine	Balsamic Vinegar	Soy Sauce	Olive Oil	Wesson Oil	Hot Coffee
Untreated Control	3	-	-	4	4	4	5	5	4
Limestone & Marble Protector	1	-	-	2	2	2	2	2	2
SLX100 Water & Oil Repellent	1	-	-	2	2	2	2	2	2
Stone, Tile & Masonry Protector (STMP)	2	-	-	3	3	3	3	3	3
"207B"									
Treatment	Coca-Cola	Ketchup	Mustard	Red Wine	Balsamic Vinegar	Soy Sauce	Olive Oil	Wesson Oil	Hot Coffee
Untreated Control	3	-	-	4	4	4	5	5	4
Limestone & Marble Protector	1	-	-	2	2	2	2	2	2
SLX100 Water & Oil Repellent	1	-	-	2	2	2	2	2	2
Stone, Tile & Masonry Protector (STMP)	2	-	-	3	3	3	3	3	3

**Test Results – Stain Repellency****% Removal**

<b>“1100”</b>									
<b>Untreated Control</b>									
	<b>Coca-Cola</b>	<b>Ketchup</b>	<b>Mustard</b>	<b>Red Wine</b>	<b>Balsamic Vinegar</b>	<b>Soy Sauce</b>	<b>Olive Oil</b>	<b>Wesson Oil</b>	<b>Hot Coffee</b>
<b>24 hr</b>	95%	95%	60%	30%	50%	99%	<1%	<1%	100%
<b>4 hour</b>	95%	95%	60%	40%	70%	99%	<1%	<1%	100%
<b>1 hour</b>	95%	95%	80%	80%	90%	99%	<1%	<1%	100%
<b>10 min.</b>	95%	95%	90%	95%	95%	100%	<1%	<1%	100%
<b>Stand Off® Limestone &amp; Marble Protector</b>									
	<b>Coca-Cola</b>	<b>Ketchup</b>	<b>Mustard</b>	<b>Red Wine</b>	<b>Balsamic Vinegar</b>	<b>Soy Sauce</b>	<b>Olive Oil</b>	<b>Wesson Oil</b>	<b>Hot Coffee</b>
<b>24 hr</b>	100%	100%	95%	90%	100%	100%	100%	100%	100%
<b>4 hour</b>	100%	100%	99%	90%	100%	100%	100%	100%	100%
<b>1 hour</b>	100%	100%	100%	95%	100%	100%	100%	100%	100%
<b>10 min.</b>	100%	100%	100%	100%	100%	100%	100%	100%	100%
<b>Stand Off® SLX100 Water &amp; Oil Repellent</b>									
	<b>Coca-Cola</b>	<b>Ketchup</b>	<b>Mustard</b>	<b>Red Wine</b>	<b>Balsamic Vinegar</b>	<b>Soy Sauce</b>	<b>Olive Oil</b>	<b>Wesson Oil</b>	<b>Hot Coffee</b>
<b>24 hr</b>	100%	100%	99%	80%	100%	100%	95%	95%	100%
<b>4 hour</b>	100%	100%	100%	80%	100%	100%	95%	95%	100%
<b>1 hour</b>	100%	100%	100%	95%	100%	100%	95%	95%	100%
<b>10 min.</b>	100%	100%	100%	100%	100%	100%	100%	100%	100%
<b>Stand Off® Stone, Tile &amp; Masonry Protector (STMP)</b>									
	<b>Coca-Cola</b>	<b>Ketchup</b>	<b>Mustard</b>	<b>Red Wine</b>	<b>Balsamic Vinegar</b>	<b>Soy Sauce</b>	<b>Olive Oil</b>	<b>Wesson Oil</b>	<b>Hot Coffee</b>
<b>24 hr</b>	100%	100%	95%	80%	100%	100%	100%	100%	100%
<b>4 hour</b>	100%	100%	100%	80%	100%	100%	100%	100%	100%
<b>1 hour</b>	100%	100%	100%	95%	100%	100%	100%	100%	100%
<b>10 min.</b>	100%	100%	100%	100%	100%	100%	100%	100%	100%

\*Indicates etching occurred due to the acidic nature of the staining agents.



**Test Results – Stain Repellency****% Removal**

<b>“1101”</b>									
<b>Untreated Control</b>									
	<b>Coca-Cola</b>	<b>Ketchup</b>	<b>Mustard</b>	<b>Red Wine</b>	<b>Balsamic Vinegar</b>	<b>Soy Sauce</b>	<b>Olive Oil</b>	<b>Wesson Oil</b>	<b>Hot Coffee</b>
<b>24 hr</b>	100%	100%	90%*	70%	80%	100%	<1%	<1%	100%
<b>4 hour</b>	100%	100%	95%*	70%	80%	100%	<1%	<1%	100%
<b>1 hour</b>	100%	100%	100%*	90%	80%	100%	<1%	<1%	100%
<b>10 min.</b>	100%	100%	100%*	100%	100%	100%	<1%	<1%	100%
<b>Stand Off® Limestone &amp; Marble Protector</b>									
	<b>Coca-Cola</b>	<b>Ketchup</b>	<b>Mustard</b>	<b>Red Wine</b>	<b>Balsamic Vinegar</b>	<b>Soy Sauce</b>	<b>Olive Oil</b>	<b>Wesson Oil</b>	<b>Hot Coffee</b>
<b>24 hr</b>	100%	100%	99%*	80%	100%	100%	100%	100%	100%
<b>4 hour</b>	100%	100%	100%*	100%	100%	100%	100%	100%	100%
<b>1 hour</b>	100%	100%	100%*	100%	100%	100%	100%	100%	100%
<b>10 min.</b>	100%	100%	100%*	100%	100%	100%	100%	100%	100%
<b>Stand Off® SLX100 Water &amp; Oil Repellent</b>									
	<b>Coca-Cola</b>	<b>Ketchup</b>	<b>Mustard</b>	<b>Red Wine</b>	<b>Balsamic Vinegar</b>	<b>Soy Sauce</b>	<b>Olive Oil</b>	<b>Wesson Oil</b>	<b>Hot Coffee</b>
<b>24 hr</b>	100%	100%	90%*	70%	100%	100%	100%	100%	100%
<b>4 hour</b>	100%	100%	95%*	90%	100%	100%	100%	100%	100%
<b>1 hour</b>	100%	100%	100%*	95%	100%	100%	100%	100%	100%
<b>10 min.</b>	100%	100%	100%*	100%	100%	100%	100%	100%	100%
<b>Stand Off® Stone, Tile &amp; Masonry Protector (STMP)</b>									
	<b>Coca-Cola</b>	<b>Ketchup</b>	<b>Mustard</b>	<b>Red Wine</b>	<b>Balsamic Vinegar</b>	<b>Soy Sauce</b>	<b>Olive Oil</b>	<b>Wesson Oil</b>	<b>Hot Coffee</b>
<b>24 hr</b>	100%	100%	100%*	95%	100%	100%	100%	100%	100%
<b>4 hour</b>	100%	100%	100%*	95%	100%	100%	100%	100%	100%
<b>1 hour</b>	100%	100%	100%*	100%	100%	100%	100%	100%	100%
<b>10 min.</b>	100%	100%	100%*	100%	100%	100%	100%	100%	100%

\*Indicates etching occurred due to the acidic nature of the staining agents.

**Test Results – Stain Repellency****% Removal**

<b>“1102”</b>									
<b>Untreated Control</b>									
	<b>Coca-Cola</b>	<b>Ketchup</b>	<b>Mustard</b>	<b>Red Wine</b>	<b>Balsamic Vinegar</b>	<b>Soy Sauce</b>	<b>Olive Oil</b>	<b>Wesson Oil</b>	<b>Hot Coffee</b>
<b>24 hr</b>	100%	100%*	70%*	60%	80%*	95%	<1%	<1%	100%
<b>4 hour</b>	100%	100%*	80%*	60%	80%*	95%	<1%	<1%	100%
<b>1 hour</b>	100%	100%*	95%*	70%	80%*	95%	<1%	<1%	100%
<b>10 min.</b>	100%	100%*	100%*	95%	80%*	95%	<1%	<1%	100%
<b>Stand Off® Limestone &amp; Marble Protector</b>									
	<b>Coca-Cola</b>	<b>Ketchup</b>	<b>Mustard</b>	<b>Red Wine</b>	<b>Balsamic Vinegar</b>	<b>Soy Sauce</b>	<b>Olive Oil</b>	<b>Wesson Oil</b>	<b>Hot Coffee</b>
<b>24 hr</b>	100%	100%*	99%*	90%	100%*	100%	100%	100%	100%
<b>4 hour</b>	100%	100%*	100%*	95%	100%*	100%	100%	100%	100%
<b>1 hour</b>	100%	100%*	100%*	100%	100%*	100%	100%	100%	100%
<b>10 min.</b>	100%	100%*	100%*	100%	100%*	100%	100%	100%	100%
<b>Stand Off® SLX100 Water &amp; Oil Repellent</b>									
	<b>Coca-Cola</b>	<b>Ketchup</b>	<b>Mustard</b>	<b>Red Wine</b>	<b>Balsamic Vinegar</b>	<b>Soy Sauce</b>	<b>Olive Oil</b>	<b>Wesson Oil</b>	<b>Hot Coffee</b>
<b>24 hr</b>	100%	100%*	99%*	90%	100%*	100%	90%	90%	100%
<b>4 hour</b>	100%	100%*	100%*	95%	100%*	100%	90%	90%	100%
<b>1 hour</b>	100%	100%*	100%*	100%	100%*	100%	90%	90%	100%
<b>10 min.</b>	100%	100%*	100%*	100%	100%*	100%	90%	90%	100%
<b>Stand Off® Stone, Tile &amp; Masonry Protector (STMP)</b>									
	<b>Coca-Cola</b>	<b>Ketchup</b>	<b>Mustard</b>	<b>Red Wine</b>	<b>Balsamic Vinegar</b>	<b>Soy Sauce</b>	<b>Olive Oil</b>	<b>Wesson Oil</b>	<b>Hot Coffee</b>
<b>24 hr</b>	100%	100%*	95%*	80%	95%*	100%	50%	50%	100%
<b>4 hour</b>	100%	100%*	100%*	90%	95%*	100%	50%	50%	100%
<b>1 hour</b>	100%	100%*	100%*	95%	100%*	100%	50%	50%	100%
<b>10 min.</b>	100%	100%*	100%*	100%	100%*	100%	50%	50%	100%

\*Indicates etching occurred due to the acidic nature of the staining agents.

**Test Results – Stain Repellency****% Removal**

<b>“1103”</b>									
<b>Untreated Control</b>									
	<b>Coca-Cola</b>	<b>Ketchup</b>	<b>Mustard</b>	<b>Red Wine</b>	<b>Balsamic Vinegar</b>	<b>Soy Sauce</b>	<b>Olive Oil</b>	<b>Wesson Oil</b>	<b>Hot Coffee</b>
<b>24 hr</b>	100%	100%*	90%*	20%	80%*	100%	<1%	<1%	100%
<b>4 hour</b>	100%	100%*	99%*	50%	80%*	100%	<1%	<1%	100%
<b>1 hour</b>	100%	100%*	100%*	70%	80%*	100%	<1%	<1%	100%
<b>10 min.</b>	100%	100%*	100%*	90%	80%*	100%	<1%	<1%	100%
<b>Stand Off® Limestone &amp; Marble Protector</b>									
	<b>Coca-Cola</b>	<b>Ketchup</b>	<b>Mustard</b>	<b>Red Wine</b>	<b>Balsamic Vinegar</b>	<b>Soy Sauce</b>	<b>Olive Oil</b>	<b>Wesson Oil</b>	<b>Hot Coffee</b>
<b>24 hr</b>	100%	100%*	100%*	80%	100%*	100%	100%	100%	100%
<b>4 hour</b>	100%	100%*	100%*	95%	100%*	100%	100%	100%	100%
<b>1 hour</b>	100%	100%*	100%*	100%	100%*	100%	100%	100%	100%
<b>10 min.</b>	100%	100%*	100%*	100%	100%*	100%	100%	100%	100%
<b>Stand Off® SLX100 Water &amp; Oil Repellent</b>									
	<b>Coca-Cola</b>	<b>Ketchup</b>	<b>Mustard</b>	<b>Red Wine</b>	<b>Balsamic Vinegar</b>	<b>Soy Sauce</b>	<b>Olive Oil</b>	<b>Wesson Oil</b>	<b>Hot Coffee</b>
<b>24 hr</b>	100%	100%*	100%*	80%	100%*	100%	90%	90%	100%
<b>4 hour</b>	100%	100%*	100%*	95%	100%*	100%	90%	90%	100%
<b>1 hour</b>	100%	100%*	100%*	100%	100%*	100%	90%	90%	100%
<b>10 min.</b>	100%	100%*	100%*	100%	100%*	100%	90%	90%	100%
<b>Stand Off® Stone, Tile &amp; Masonry Protector (STMP)</b>									
	<b>Coca-Cola</b>	<b>Ketchup</b>	<b>Mustard</b>	<b>Red Wine</b>	<b>Balsamic Vinegar</b>	<b>Soy Sauce</b>	<b>Olive Oil</b>	<b>Wesson Oil</b>	<b>Hot Coffee</b>
<b>24 hr</b>	100%	100%*	99%*	90%	100%*	100%	100%	100%	100%
<b>4 hour</b>	100%	100%*	100%*	95%	100%*	100%	100%	100%	100%
<b>1 hour</b>	100%	100%*	100%*	95%	100%*	100%	100%	100%	100%
<b>10 min.</b>	100%	100%*	100%*	100%	100%*	100%	100%	100%	100%

\*Indicates etching occurred due to the acidic nature of the staining agents.

**Test Results – Stain Repellency****% Removal**

<b>“1104”</b>									
<b>Untreated Control</b>									
	<b>Coca-Cola</b>	<b>Ketchup</b>	<b>Mustard</b>	<b>Red Wine</b>	<b>Balsamic Vinegar</b>	<b>Soy Sauce</b>	<b>Olive Oil</b>	<b>Wesson Oil</b>	<b>Hot Coffee</b>
<b>24 hr</b>	100%	100%*	95%*	70%	90%*	100%	<1%	<1%	100%
<b>4 hour</b>	100%	100%*	95%*	80%	90%*	100%	<1%	<1%	100%
<b>1 hour</b>	100%	100%*	100%*	90%	100%*	100%	<1%	<1%	100%
<b>10 min.</b>	100%	100%*	100%*	100%	100%*	100%	<1%	<1%	100%
<b>Stand Off® Limestone &amp; Marble Protector</b>									
	<b>Coca-Cola</b>	<b>Ketchup</b>	<b>Mustard</b>	<b>Red Wine</b>	<b>Balsamic Vinegar</b>	<b>Soy Sauce</b>	<b>Olive Oil</b>	<b>Wesson Oil</b>	<b>Hot Coffee</b>
<b>24 hr</b>	100%	100%*	100%*	90%	100%*	100%	100%	100%	100%
<b>4 hour</b>	100%	100%*	100%*	90%	100%*	100%	100%	100%	100%
<b>1 hour</b>	100%	100%*	100%*	100%	100%*	100%	100%	100%	100%
<b>10 min.</b>	100%	100%*	100%*	100%	100%*	100%	100%	100%	100%
<b>Stand Off® SLX100 Water &amp; Oil Repellent</b>									
	<b>Coca-Cola</b>	<b>Ketchup</b>	<b>Mustard</b>	<b>Red Wine</b>	<b>Balsamic Vinegar</b>	<b>Soy Sauce</b>	<b>Olive Oil</b>	<b>Wesson Oil</b>	<b>Hot Coffee</b>
<b>24 hr</b>	100%	100%*	99%*	85%	100%*	100%	90%	90%	100%
<b>4 hour</b>	100%	100%*	100%*	85%	100%*	100%	90%	90%	100%
<b>1 hour</b>	100%	100%*	100%*	100%	100%*	100%	90%	90%	100%
<b>10 min.</b>	100%	100%*	100%*	100%	100%*	100%	90%	90%	100%
<b>Stand Off® Stone, Tile &amp; Masonry Protector (STMP)</b>									
	<b>Coca-Cola</b>	<b>Ketchup</b>	<b>Mustard</b>	<b>Red Wine</b>	<b>Balsamic Vinegar</b>	<b>Soy Sauce</b>	<b>Olive Oil</b>	<b>Wesson Oil</b>	<b>Hot Coffee</b>
<b>24 hr</b>	100%	100%*	100%*	95%	100%*	100%	100%	100%	100%
<b>4 hour</b>	100%	100%*	100%*	95%	100%*	100%	100%	100%	100%
<b>1 hour</b>	100%	100%*	100%*	100%	100%*	100%	100%	100%	100%
<b>10 min.</b>	100%	100%*	100%*	100%	100%*	100%	100%	100%	100%

\*Indicates etching occurred due to the acidic nature of the staining agents.

**Test Results – Stain Repellency****% Removal**

"1105"									
Untreated Control									
	Coca-Cola	Ketchup	Mustard	Red Wine	Balsamic Vinegar	Soy Sauce	Olive Oil	Wesson Oil	Hot Coffee
24 hr	100%	100%*	90%*	60%	80%*	100%	<1%	<1%	100%
4 hour	100%	100%*	90%*	60%	80%*	100%	<1%	<1%	100%
1 hour	100%	100%*	100%*	90%	80%*	100%	<1%	<1%	100%
10 min.	100%	100%*	100%*	95%	80%*	100%	<1%	<1%	100%
Stand Off® Limestone & Marble Protector									
	Coca-Cola	Ketchup	Mustard	Red Wine	Balsamic Vinegar	Soy Sauce	Olive Oil	Wesson Oil	Hot Coffee
24 hr	100%	100%*	95%*	90%	100%*	100%	90%	90%	100%
4 hour	100%	100%*	100%*	90%	100%*	100%	90%	90%	100%
1 hour	100%	100%*	100%*	95%	100%*	100%	90%	90%	100%
10 min.	100%	100%*	100%*	100%	100%*	100%	90%	90%	100%
Stand Off® SLX100 Water & Oil Repellent									
	Coca-Cola	Ketchup	Mustard	Red Wine	Balsamic Vinegar	Soy Sauce	Olive Oil	Wesson Oil	Hot Coffee
24 hr	100%	100%*	95%*	70%	100%*	100%	90%	90%	100%
4 hour	100%	100%*	95%*	70%	100%*	100%	90%	90%	100%
1 hour	100%	100%*	100%*	95%	100%*	100%	90%	90%	100%
10 min.	100%	100%*	100%*	100%	100%*	100%	90%	90%	100%
Stand Off® Stone, Tile & Masonry Protector (STMP)									
	Coca-Cola	Ketchup	Mustard	Red Wine	Balsamic Vinegar	Soy Sauce	Olive Oil	Wesson Oil	Hot Coffee
24 hr	100%	100%*	100%*	65%	100%*	100%	100%	100%	100%
4 hour	100%	100%*	100%*	65%	100%*	100%	100%	100%	100%
1 hour	100%	100%*	100%*	100%	100%*	100%	100%	100%	100%
10 min.	100%	100%*	100%*	100%	100%*	100%	100%	100%	100%

\*Indicates etching occurred due to the acidic nature of the staining agents.

**Test Results – Stain Repellency****% Removal**

<b>“1106”</b>									
<b>Untreated Control</b>									
	<b>Coca-Cola</b>	<b>Ketchup</b>	<b>Mustard</b>	<b>Red Wine</b>	<b>Balsamic Vinegar</b>	<b>Soy Sauce</b>	<b>Olive Oil</b>	<b>Wesson Oil</b>	<b>Hot Coffee</b>
<b>24 hr</b>	100%	100%*	95%*	70%	90%*	100%	<1%	<1%	100%
<b>4 hour</b>	100%	100%*	95%*	70%	90%*	100%	<1%	<1%	100%
<b>1 hour</b>	100%	100%*	100%*	90%	90%*	100%	<1%	<1%	100%
<b>10 min.</b>	100%	100%*	100%*	100%	90%*	100%	<1%	<1%	100%
<b>Stand Off® Limestone &amp; Marble Protector</b>									
	<b>Coca-Cola</b>	<b>Ketchup</b>	<b>Mustard</b>	<b>Red Wine</b>	<b>Balsamic Vinegar</b>	<b>Soy Sauce</b>	<b>Olive Oil</b>	<b>Wesson Oil</b>	<b>Hot Coffee</b>
<b>24 hr</b>	100%	100%*	100%*	90%	100%*	100%	100%	100%	100%
<b>4 hour</b>	100%	100%*	100%*	100%	100%*	100%	100%	100%	100%
<b>1 hour</b>	100%	100%*	100%*	100%	100%*	100%	100%	100%	100%
<b>10 min.</b>	100%	100%*	100%*	100%	100%*	100%	100%	100%	100%
<b>Stand Off® SLX100 Water &amp; Oil Repellent</b>									
	<b>Coca-Cola</b>	<b>Ketchup</b>	<b>Mustard</b>	<b>Red Wine</b>	<b>Balsamic Vinegar</b>	<b>Soy Sauce</b>	<b>Olive Oil</b>	<b>Wesson Oil</b>	<b>Hot Coffee</b>
<b>24 hr</b>	100%	100%*	100%*	95%	100%*	100%	100%	100%	100%
<b>4 hour</b>	100%	100%*	100%*	95%	100%*	100%	100%	100%	100%
<b>1 hour</b>	100%	100%*	100%*	100%	100%*	100%	100%	100%	100%
<b>10 min.</b>	100%	100%*	100%*	100%	100%*	100%	100%	100%	100%
<b>Stand Off® Stone, Tile &amp; Masonry Protector (STMP)</b>									
	<b>Coca-Cola</b>	<b>Ketchup</b>	<b>Mustard</b>	<b>Red Wine</b>	<b>Balsamic Vinegar</b>	<b>Soy Sauce</b>	<b>Olive Oil</b>	<b>Wesson Oil</b>	<b>Hot Coffee</b>
<b>24 hr</b>	100%	100%*	100%*	100%	100%*	100%	100%	100%	100%
<b>4 hour</b>	100%	100%*	100%*	100%	100%*	100%	100%	100%	100%
<b>1 hour</b>	100%	100%*	100%*	100%	100%*	100%	100%	100%	100%
<b>10 min.</b>	100%	100%*	100%*	100%	100%*	100%	100%	100%	100%

\*Indicates etching occurred due to the acidic nature of the staining agents.

**Test Results – Stain Repellency****% Removal**

<b>“1107”</b>									
<b>Untreated Control</b>									
	<b>Coca-Cola</b>	<b>Ketchup</b>	<b>Mustard</b>	<b>Red Wine</b>	<b>Balsamic Vinegar</b>	<b>Soy Sauce</b>	<b>Olive Oil</b>	<b>Wesson Oil</b>	<b>Hot Coffee</b>
<b>24 hr</b>	100%	100%*	100%*	80%	80%*	100%	<1%	<1%	100%
<b>4 hour</b>	100%	100%*	100%*	90%	90%*	100%	<1%	<1%	100%
<b>1 hour</b>	100%	100%*	100%*	100%	100%*	100%	<1%	<1%	100%
<b>10 min.</b>	100%	100%*	100%*	100%	100%*	100%	<1%	<1%	100%
<b>Stand Off® Limestone &amp; Marble Protector</b>									
	<b>Coca-Cola</b>	<b>Ketchup</b>	<b>Mustard</b>	<b>Red Wine</b>	<b>Balsamic Vinegar</b>	<b>Soy Sauce</b>	<b>Olive Oil</b>	<b>Wesson Oil</b>	<b>Hot Coffee</b>
<b>24 hr</b>	100%	100%*	100%*	90%	100%*	100%	100%	100%	100%
<b>4 hour</b>	100%	100%*	100%*	90%	100%*	100%	100%	100%	100%
<b>1 hour</b>	100%	100%*	100%*	100%	100%*	100%	100%	100%	100%
<b>10 min.</b>	100%	100%*	100%*	100%	100%*	100%	100%	100%	100%
<b>Stand Off® SLX100 Water &amp; Oil Repellent</b>									
	<b>Coca-Cola</b>	<b>Ketchup</b>	<b>Mustard</b>	<b>Red Wine</b>	<b>Balsamic Vinegar</b>	<b>Soy Sauce</b>	<b>Olive Oil</b>	<b>Wesson Oil</b>	<b>Hot Coffee</b>
<b>24 hr</b>	100%	100%*	100%*	90%	100%*	100%	100%	80%	100%
<b>4 hour</b>	100%	100%*	100%*	90%	100%*	100%	100%	90%	100%
<b>1 hour</b>	100%	100%*	100%*	100%	100%*	100%	100%	100%	100%
<b>10 min.</b>	100%	100%*	100%*	100%	100%*	100%	100%	100%	100%
<b>Stand Off® Stone, Tile &amp; Masonry Protector (STMP)</b>									
	<b>Coca-Cola</b>	<b>Ketchup</b>	<b>Mustard</b>	<b>Red Wine</b>	<b>Balsamic Vinegar</b>	<b>Soy Sauce</b>	<b>Olive Oil</b>	<b>Wesson Oil</b>	<b>Hot Coffee</b>
<b>24 hr</b>	100%	100%*	100%*	90%	100%*	100%	90%	90%	100%
<b>4 hour</b>	100%	100%*	100%*	95%	100%*	100%	90%	90%	100%
<b>1 hour</b>	100%	100%*	100%*	100%	100%*	100%	90%	90%	100%
<b>10 min.</b>	100%	100%*	100%*	100%	100%*	100%	90%	90%	100%

\*Indicates etching occurred due to the acidic nature of the staining agents.

**Test Results – Stain Repellency****% Removal**

<b>“1108”</b>									
<b>Untreated Control</b>									
	<b>Coca-Cola</b>	<b>Ketchup</b>	<b>Mustard</b>	<b>Red Wine</b>	<b>Balsamic Vinegar</b>	<b>Soy Sauce</b>	<b>Olive Oil</b>	<b>Wesson Oil</b>	<b>Hot Coffee</b>
<b>24 hr</b>	100%	100%*	90%*	60%	80%*	100%	<1%	<1%	100%
<b>4 hour</b>	100%	100%*	90%*	60%	100%*	100%	<1%	<1%	100%
<b>1 hour</b>	100%	100%*	100%*	60%	100%*	100%	<1%	<1%	100%
<b>10 min.</b>	100%	100%*	100%*	100%	100%*	100%	<1%	<1%	100%
<b>Stand Off® Limestone &amp; Marble Protector</b>									
	<b>Coca-Cola</b>	<b>Ketchup</b>	<b>Mustard</b>	<b>Red Wine</b>	<b>Balsamic Vinegar</b>	<b>Soy Sauce</b>	<b>Olive Oil</b>	<b>Wesson Oil</b>	<b>Hot Coffee</b>
<b>24 hr</b>	100%	100%*	100%*	90%	100%*	100%	100%	100%	100%
<b>4 hour</b>	100%	100%*	100%*	95%	100%*	100%	100%	100%	100%
<b>1 hour</b>	100%	100%*	100%*	100%	100%*	100%	100%	100%	100%
<b>10 min.</b>	100%	100%*	100%*	100%	100%*	100%	100%	100%	100%
<b>Stand Off® SLX100 Water &amp; Oil Repellent</b>									
	<b>Coca-Cola</b>	<b>Ketchup</b>	<b>Mustard</b>	<b>Red Wine</b>	<b>Balsamic Vinegar</b>	<b>Soy Sauce</b>	<b>Olive Oil</b>	<b>Wesson Oil</b>	<b>Hot Coffee</b>
<b>24 hr</b>	100%	100%*	100%*	90%	100%*	100%	100%	100%	100%
<b>4 hour</b>	100%	100%*	100%*	95%	100%*	100%	100%	100%	100%
<b>1 hour</b>	100%	100%*	100%*	100%	100%*	100%	100%	100%	100%
<b>10 min.</b>	100%	100%*	100%*	100%	100%*	100%	100%	100%	100%
<b>Stand Off® Stone, Tile &amp; Masonry Protector (STMP)</b>									
	<b>Coca-Cola</b>	<b>Ketchup</b>	<b>Mustard</b>	<b>Red Wine</b>	<b>Balsamic Vinegar</b>	<b>Soy Sauce</b>	<b>Olive Oil</b>	<b>Wesson Oil</b>	<b>Hot Coffee</b>
<b>24 hr</b>	100%	100%*	100%*	95%	100%*	100%	100%	100%	100%
<b>4 hour</b>	100%	100%*	100%*	95%	100%*	100%	100%	100%	100%
<b>1 hour</b>	100%	100%*	100%*	100%	100%*	100%	100%	100%	100%
<b>10 min.</b>	100%	100%*	100%*	100%	100%*	100%	100%	100%	100%

\*Indicates etching occurred due to the acidic nature of the staining agents.



**Test Results – Stain Repellency****% Removal**

<b>“1112”</b>									
<b>Untreated Control</b>									
	<b>Coca-Cola</b>	<b>Ketchup</b>	<b>Mustard</b>	<b>Red Wine</b>	<b>Balsamic Vinegar</b>	<b>Soy Sauce</b>	<b>Olive Oil</b>	<b>Wesson Oil</b>	<b>Hot Coffee</b>
<b>24 hr</b>	100%	100%*	90%*	60%	90%*	95%	<1%	<1%	100%
<b>4 hour</b>	100%	100%*	90%*	60%	90%*	95%	<1%	<1%	100%
<b>1 hour</b>	100%	100%*	100%*	60%	90%*	100%	<1%	<1%	100%
<b>10 min.</b>	100%	100%*	100%*	90%	90%*	100%	<1%	<1%	100%
<b>Stand Off® Limestone &amp; Marble Protector</b>									
	<b>Coca-Cola</b>	<b>Ketchup</b>	<b>Mustard</b>	<b>Red Wine</b>	<b>Balsamic Vinegar</b>	<b>Soy Sauce</b>	<b>Olive Oil</b>	<b>Wesson Oil</b>	<b>Hot Coffee</b>
<b>24 hr</b>	100%	100%*	100%*	95%	100%*	100%	100%	100%	100%
<b>4 hour</b>	100%	100%*	100%*	100%	100%*	100%	100%	100%	100%
<b>1 hour</b>	100%	100%*	100%*	100%	100%*	100%	100%	100%	100%
<b>10 min.</b>	100%	100%*	100%*	100%	100%*	100%	100%	100%	100%
<b>Stand Off® SLX100 Water &amp; Oil Repellent</b>									
	<b>Coca-Cola</b>	<b>Ketchup</b>	<b>Mustard</b>	<b>Red Wine</b>	<b>Balsamic Vinegar</b>	<b>Soy Sauce</b>	<b>Olive Oil</b>	<b>Wesson Oil</b>	<b>Hot Coffee</b>
<b>24 hr</b>	100%	100%*	100%*	80%	100%*	100%	100%	100%	100%
<b>4 hour</b>	100%	100%*	100%*	90%	100%*	100%	100%	100%	100%
<b>1 hour</b>	100%	100%*	100%*	100%	100%*	100%	100%	100%	100%
<b>10 min.</b>	100%	100%*	100%*	100%	100%*	100%	100%	100%	100%
<b>Stand Off® Stone, Tile &amp; Masonry Protector (STMP)</b>									
	<b>Coca-Cola</b>	<b>Ketchup</b>	<b>Mustard</b>	<b>Red Wine</b>	<b>Balsamic Vinegar</b>	<b>Soy Sauce</b>	<b>Olive Oil</b>	<b>Wesson Oil</b>	<b>Hot Coffee</b>
<b>24 hr</b>	100%	100%*	100%*	80%	100%*	100%	100%	100%	100%
<b>4 hour</b>	100%	100%*	100%*	90%	100%*	100%	100%	100%	100%
<b>1 hour</b>	100%	100%*	100%*	100%	100%*	100%	100%	100%	100%
<b>10 min.</b>	100%	100%*	100%*	100%	100%*	100%	100%	100%	100%

\*Indicates etching occurred due to the acidic nature of the staining agents.


**Test Results – Stain Repellency****% Removal**

<b>“207B”</b>									
<b>Untreated Control</b>									
	<b>Coca-Cola</b>	<b>Ketchup</b>	<b>Mustard</b>	<b>Red Wine</b>	<b>Balsamic Vinegar</b>	<b>Soy Sauce</b>	<b>Olive Oil</b>	<b>Wesson Oil</b>	<b>Hot Coffee</b>
<b>24 hr</b>	100%	100%*	100%*	60%	90%*	100%	<1%	<1%	100%
<b>4 hour</b>	100%	100%*	100%*	80%	90%*	100%	<1%	<1%	100%
<b>1 hour</b>	100%	100%*	100%*	90%	90%*	100%	<1%	<1%	100%
<b>10 min.</b>	100%	100%*	100%*	100%	90%*	100%	<1%	<1%	100%
<b>Stand Off® Limestone &amp; Marble Protector</b>									
	<b>Coca-Cola</b>	<b>Ketchup</b>	<b>Mustard</b>	<b>Red Wine</b>	<b>Balsamic Vinegar</b>	<b>Soy Sauce</b>	<b>Olive Oil</b>	<b>Wesson Oil</b>	<b>Hot Coffee</b>
<b>24 hr</b>	100%	100%*	100%*	90%	100%*	100%	100%	100%	100%
<b>4 hour</b>	100%	100%*	100%*	90%	100%*	100%	100%	100%	100%
<b>1 hour</b>	100%	100%*	100%*	100%	100%*	100%	100%	100%	100%
<b>10 min.</b>	100%	100%*	100%*	100%	100%*	100%	100%	100%	100%
<b>Stand Off® SLX100 Water &amp; Oil Repellent</b>									
	<b>Coca-Cola</b>	<b>Ketchup</b>	<b>Mustard</b>	<b>Red Wine</b>	<b>Balsamic Vinegar</b>	<b>Soy Sauce</b>	<b>Olive Oil</b>	<b>Wesson Oil</b>	<b>Hot Coffee</b>
<b>24 hr</b>	100%	100%*	100%*	90%	100%*	100%	100%	100%	100%
<b>4 hour</b>	100%	100%*	100%*	90%	100%*	100%	100%	100%	100%
<b>1 hour</b>	100%	100%*	100%*	100%	100%*	100%	100%	100%	100%
<b>10 min.</b>	100%	100%*	100%*	100%	100%*	100%	100%	100%	100%
<b>Stand Off® Stone, Tile &amp; Masonry Protector (STMP)</b>									
	<b>Coca-Cola</b>	<b>Ketchup</b>	<b>Mustard</b>	<b>Red Wine</b>	<b>Balsamic Vinegar</b>	<b>Soy Sauce</b>	<b>Olive Oil</b>	<b>Wesson Oil</b>	<b>Hot Coffee</b>
<b>24 hr</b>	100%	100%*	100%*	80%	100%*	100%	100%	100%	100%
<b>4 hour</b>	100%	100%*	100%*	80%	100%*	100%	100%	100%	100%
<b>1 hour</b>	100%	100%*	100%*	90%	100%*	100%	100%	100%	100%
<b>10 min.</b>	100%	100%*	100%*	100%	100%*	100%	100%	100%	100%

\*Indicates etching occurred due to the acidic nature of the staining agents.

**Photographs – Stain Repellency**

**“1103”; Stains Applied**



**Stand Off® Limestone & Marble Protector**

**Stand Off® SLX100 Water & Oil Repellent**

**Stand Off® Stone, Tile & Masonry Protector (STMP)**

**Untreated Control**

**“1103”; Stains Removed**



**Stand Off® Limestone & Marble Protector**

**Stand Off® SLX100 Water & Oil Repellent**

**Stand Off® Stone, Tile & Masonry Protector (STMP)**

**Untreated Control**

**Conclusions – Stain Repellency**

Based upon laboratory evaluations, evaluated all treatments improved the surface beading of the samples. In addition, at least one of the evaluated treatments was effective in improving the samples' resistance to the applied stains.

Stand Off® Limestone & Marble Protector provided a slight color enhancement to the submitted cast stone. Stand Off® SLX100 Water & Oil Repellent and Stand Off® Stone, Tile & Masonry Protector (STMP) caused no noticeable color change to any of the submitted samples.

**Recommendations – Stain Repellency**

Recommendations for stain repellency for the cast stone submitted by Continental Cast Stone of Kansas, Inc., Shawnee, KS are provided in the chart below. Recommendations are based on the treatments that proved most effective for providing stain repellency on the submitted cast stone.

Sample	Stain Repellent	Maintenance Cleaner
"1106" "1108"	*Stand Off® Limestone & Marble Protector OR Stand Off® SLX100 Water & Oil Repellent OR Stand Off® Stone, Tile & Masonry Protector (STMP)	Enviro Klean® 2010 All Surface Cleaner (1:10)
"1100" "1105" "1112"	*Stand Off® Limestone & Marble Protector	Enviro Klean® 2010 All Surface Cleaner (1:10)
"1101" "1103"	Stand Off® Stone, Tile & Masonry Protector (STMP)	Enviro Klean® 2010 All Surface Cleaner (1:10)
"1102" "207B"	*Stand Off® Limestone & Marble Protector OR Stand Off® SLX100 Water & Oil Repellent	Enviro Klean® 2010 All Surface Cleaner (1:10)
"1104" "1107"	*Stand Off® Limestone & Marble Protector OR Stand Off® Stone, Tile & Masonry Protector (STMP)	Enviro Klean® 2010 All Surface Cleaner (1:10)

**\*NOTE:** Stand Off® Limestone & Marble Protector is manufactured and marketed in compliance with USEPA AIM VOC regulations (40 CFR 59.403). This product may not be suitable for sale in states and districts with more restrictive AIM VOC regulations.

The ability of a stain repellent treatment to prevent staining is affected by a variety of factors. Therefore, on-site testing should be carried out for all installations with the recommended systems to ensure job site workmanship yields equivalent results.

Apply all products in accordance with the manufacturer's recommendation provided on container labels and product data sheets. On-site testing should be conducted to determine the most appropriate stain repellent product and procedures for a particular project. See product literature for additional application and product information.




Christopher A. Moore  
Project Testing Laboratory Technician  
CAM



***PALLET TAG PROGRAM***  
*Laboratory Report*

Continental Cast Stone of Kansas, Inc.  
22001 West 83<sup>rd</sup> Street  
Shawnee, KS 66227



*Project No. 0606-16 PTP*

*Prepared For:*  
**PROSOCO**  
SINCE 1939

*Prepared By:*  
AMT Laboratories  
July 2006