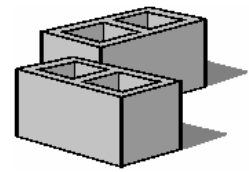




PALLET TAG PROGRAM LABORATORY REPORT



PROSOCO, Inc.

TABLE OF CONTENTS – CMU's

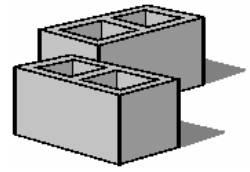
Submitted Information	1
Purpose of Testing	2
Products Evaluated	3
New Construction Cleaning	4
Description of Products Evaluated – New Construction Cleaning	4
Test Method – New Construction Cleaning.....	4
Test Results – New Construction Cleaning.....	5
Test Results – Color Uniformity.....	9
Photographs – New Construction Cleaning	14
Photographs – Color Uniformity	18
Conclusions – New Construction Cleaning	20
Recommendations – New Construction Cleaning.....	20
Protective Water Repellents	21
Description of Products Evaluated – Protective Water Repellents	21
Sample Preparation – Protective Water Repellents	21
Test Methods – Protective Water Repellents	21
Test Results – Protective Water Repellents	22
Photographs – Protective Water Repellents	25
Conclusions – Protective Water Repellents	26
Recommendations – Protective Water Repellents.....	26
Graffiti Control	27
Description of Products Evaluated – Graffiti Control	27
Sample Preparation – Graffiti Control.....	28
Test Method – Graffiti Control	28
Test Results – Graffiti Control	29
Photographs – Graffiti Control	35
Conclusions – Graffiti Control.....	36
Recommendations – Graffiti Control	36

ATTACHMENTS

- Technical Services TECH Note RILEM Tube Test Procedures
- Product Data literature for all products evaluated



PALLET TAG PROGRAM LABORATORY REPORT



PROSOCO, Inc.

Page 1

Submitted Information

For: Thomas Lane
cc: John Bourne
Subject: Jolley Concrete & Block
Danielson, CT

Date:

Project: 0506-23 PTP

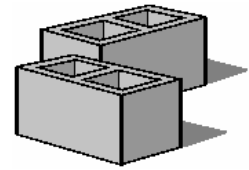
Samples Submitted: 26 types of integrally colored CMU's: 23 types of split-face, 2 types of rough-face, and 1 type of smooth-face

Block	Name	Color	Integral Water Repellent	Size
Split-face	"008"	Dark Gray	Unknown	8" x 16" x 8"
Split-face	"060"	Light Brown	Unknown	8" x 16" x 8"
Split-face	"063"	Beige	Unknown	8" x 16" x 8"
Split-face	"103"	Light Gray	Unknown	8" x 16" x 12"
Split-face	"106"	Light Beige	Unknown	8" x 16" x 4"
Split-face	"120"	White	Unknown	8" x 16" x 4"
Split-face	"127"	Light Gray	Unknown	8" x 16" x 4"
Split-face	"205"	Beige	Unknown	8" x 16" x 4"
Split-face	"209"	Dark Orange	Unknown	8" x 16" x 4"
Split-face	"29"	Orange	Unknown	8" x 16" x 4"
Split-face	"30N"	Tan	Unknown	8" x 16" x 4"
Steel Shot Blasted	"34"	Gray	Unknown	8" x 10" x 4"
Split-face	"490"	Dark Red	Unknown	8" x 16" x 4"
Split-face	"532"	Cream	Unknown	8" x 16" x 4"
Split-face	"57"	Red	Unknown	8" x 16" x 8"
Split-face	"70"	Light Brown	Unknown	8" x 16" x 8"
Steel Shot Blasted	"70D"	Tan	Unknown	8" x 16" x 4"
Split-face	"75"	Dark Gray	Unknown	8" x 16" x 8"
Split-face	"78"	Red	Unknown	8" x 16" x 8"
Split-face	"79"	Dark Brown	Unknown	8" x 16" x 8"
Split-face	"81"	Gray	Unknown	8" x 16" x 8"
Split-face	"85"	Yellow	Unknown	8" x 16" x 8"
Smooth-face	"86"	Brown	Unknown	8" x 16" x 8"
Split-face	"87"	Tan	Unknown	8" x 16" x 8"
Split-face	"89"	Light Brown	Unknown	8" x 16" x 8"
Split-face	"99A"	Dark Red	Unknown	8" x 16" x 8"

Submitted by: Joseph Talecki



PALLET TAG PROGRAM LABORATORY REPORT



PROSOCO, Inc.

Page 2

Purpose of Testing

Twenty-six types of integrally colored CMU's, all with large, small and fine aggregate were submitted for testing using PROSOCO's new construction cleaning, water repellent, and graffiti control products.

New Construction Cleaning – Sure Klean® Custom Masonry Cleaner was evaluated to determine the optimal concentration of cleaner for removal of laboratory applied mortar which also leaves the external surface looking most like the natural through-body color of the CMU.

To simulate new construction soiling all concrete masonry units (CMU's) are placed on a bench with finished surface facing upward. Hollow cylinders measuring 50 mm in diameter and 75 mm tall are positioned on top of each CMU and filled with a wet mixture of Type S mortar. The wet, mortar-filled cylinder is allowed to remain in contact with the CMU for 10 minutes before removal.

Heavy deposits of mortar are removed with dry scraping after 24 hours. Prepared cleaning solutions are then evaluated for their effectiveness in removing residual Type S mortar staining after 3 days, 7 days, and 14 days of curing.

Color uniformity was evaluated by comparing aggregate exposure and surface pigment alternation/removal of each cleaned surface compared to the natural through-body color of the CMU.

Aggregate Exposure is the visual examination comparing aggregate exposure of the interior, through-body section of the CMU to surfaces cleaned with selected product(s) at given dilutions.

Surface Pigment Alteration/Removal is the visual examination comparing the pigmentation of the interior, through-body section of the CMU to surfaces cleaned with selected product(s) at given dilutions.

The following is the scale used for reporting results of both categories:

- | | |
|--|---------------------------------------|
| 0 – Worst match to through-body | 3 – Good match to through-body |
| 1 – Poor match to through-body | 4 – Best match to through-body |
| 2 – Fair match to through-body | |

NOTE: When cleaning integrally colored CMU's.

Integrally colored concrete masonry units (CMU's) frequently have high amounts of pigment concentrated on the surface of the cured concrete unit. Variation of surface pigment concentrations from one CMU to the next creates a blotchy appearance in the completed wall. Allowed to remain on the surface of the CMU, the weakly bound pigment will weather and streak, further detracting from the appearance of the completed CMU wall.

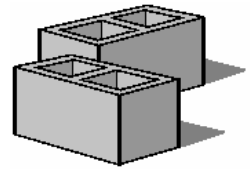
In addition to removing excess mortar and construction related soiling, the goal of any cleaning operation undertaken on an integrally colored CMU should include removal of unnaturally high concentrations of surface pigment. By revealing the natural through-body color on the integrally colored unit, the overall color uniformity and weathering resistance of the completed CMU wall is improved.

Protective Water Repellents – Sure Klean® Weather Seal Blok-Guard® & Graffiti Control and Sure Klean® Weather Seal Siloxane WB Concentrate were evaluated for their ability to provide water repellency to the submitted samples.

Graffiti Control – Sure Klean® Weather Seal Blok-Guard® & Graffiti Control was evaluated for its ability to control graffiti on the submitted samples. Sure Klean® Fast Acting Stripper and Defacer Eraser® Graffiti Wipe were evaluated for their ability to remove graffiti from the submitted samples.



PALLET TAG PROGRAM LABORATORY REPORT



PROSOCO, Inc.

Page 3

Products Evaluated

Products Evaluated for Cleaning and Color Uniformity

Sample	Product	Dilution
All Submitted CMU's	Sure Klean® Custom Masonry Cleaner	1:2, 1:4, 1:6

Water Repellent Products Evaluated

Sample	Product	Dilution
All Submitted CMU's	Sure Klean® Weather Seal Blok-Guard® & Graffiti Control	Concentrate
	Sure Klean® Weather Seal Siloxane WB Concentrate	1:9

Graffiti Control Products Evaluated

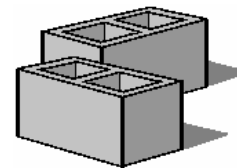
Sample	Product	Dilution
All Submitted CMU's	Sure Klean® Weather Seal Blok-Guard® & Graffiti Control	Concentrate

Graffiti Removal Products Evaluated

Sample	Product	Dilution
All Submitted CMU's	Sure Klean® Fast Acting Stripper	Concentrate
	Defacer Eraser® Graffiti Wipe	Concentrate



PALLET TAG PROGRAM LABORATORY REPORT



New Construction Cleaning

These cleaning trials were conducted to determine the optimal cleaning/cure time combination to most efficiently remove Type S mortar from the submitted CMU's while providing the best color uniformity when compared to the through-body color of the CMU's.

Type S mortar was prepared in compliance with the manufacturer's instructions, applied to the CMU surface and allowed to cure for 3, 7, and 14 days. Mortar removal was accomplished using chemical assistance and a high-pressure water rinse with pressure rinsing equipment. The removal of Type S masonry mortar was visually evaluated after 3, 7, and 14 days of curing. A visual examination was also made to determine the optimal dilution of the tested cleaners that provide the best color uniformity when compared to the through-body color of the CMU's.

Description of Products Evaluated – New Construction Cleaning

Sure Klean® Custom Masonry Cleaner – A general purpose, concentrated acidic cleaner for most custom masonry and colored concrete. Removes concrete splashes, excess mortar, mud, heavy efflorescence and surface soiling, leaving the masonry clean and uniform with no acid burning or streaking. Liquid concentrate for dilution with 2-6 parts water. Apply by brush or low-pressure spray.

Test Method – New Construction Cleaning

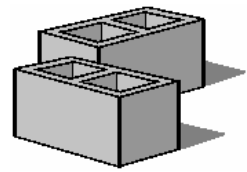
Dilution ratios refer to mixtures of parts concentrated cleaner: parts fresh water. Chemical cleaners were evaluated using the following procedure:

1. Pre-wet the surface with water.
2. Apply at the appropriate dilutions.
3. Allow appropriate dwell time, as specified.
 Sure Klean® Custom Masonry Cleaner..... 3 minutes
4. Reapply the product and moderately agitate with a brush.
5. Pressure rinse thoroughly.*
6. Allow the sample to dry for at least 18 hours and visually examine.
7. Break the sample in half and compare the through-body surfaces to the cleaned surfaces for the best match.

***Pressure Rinsing Equipment** – Masonry washing equipment generating approximately 700-800 psi with a water flow rate of 8 gallons per minute delivered through a 45 degree fan spray tip was used for rinsing.



PALLET TAG PROGRAM LABORATORY REPORT



PROSOCO, Inc.

Page 5

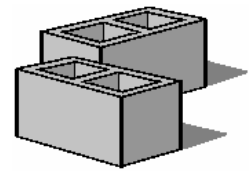
Test Results – New Construction Cleaning

% removal

“008” Split-face CMU				
Product	Dilution	3 day	7 day	14 day
Sure Klean® Custom Masonry Cleaner	1:2	100%	95%	95%
Sure Klean® Custom Masonry Cleaner	1:4	100%	95%	95%
Sure Klean® Custom Masonry Cleaner	1:6	100%	95%	85%
“060” Split-face CMU				
Product	Dilution	3 day	7 day	14 day
Sure Klean® Custom Masonry Cleaner	1:2	100%	100%	98%
Sure Klean® Custom Masonry Cleaner	1:4	100%	95%	95%
Sure Klean® Custom Masonry Cleaner	1:6	100%	95%	90%
“063” Split-face CMU				
Product	Dilution	3 day	7 day	14 day
Sure Klean® Custom Masonry Cleaner	1:2	100%	100%	100%
Sure Klean® Custom Masonry Cleaner	1:4	100%	100%	100%
Sure Klean® Custom Masonry Cleaner	1:6	100%	100%	100%
“103” Split-face CMU				
Product	Dilution	3 day	7 day	14 day
Sure Klean® Custom Masonry Cleaner	1:2	100%	100%	100%
Sure Klean® Custom Masonry Cleaner	1:4	100%	100%	100%
Sure Klean® Custom Masonry Cleaner	1:6	100%	100%	100%
“106” Split-face CMU				
Product	Dilution	3 day	7 day	14 day
Sure Klean® Custom Masonry Cleaner	1:2	100%	100%	100%
Sure Klean® Custom Masonry Cleaner	1:4	100%	100%	100%
Sure Klean® Custom Masonry Cleaner	1:6	100%	100%	100%
“120” Split-face CMU				
Product	Dilution	3 day	7 day	14 day
Sure Klean® Custom Masonry Cleaner	1:2	100%	100%	100%
Sure Klean® Custom Masonry Cleaner	1:4	100%	100%	100%
Sure Klean® Custom Masonry Cleaner	1:6	100%	100%	100%
“127” Split-face CMU				
Product	Dilution	3 day	7 day	14 day
Sure Klean® Custom Masonry Cleaner	1:2	100%	100%	100%
Sure Klean® Custom Masonry Cleaner	1:4	100%	100%	100%
Sure Klean® Custom Masonry Cleaner	1:6	100%	100%	100%
“205” Split-face CMU				
Product	Dilution	3 day	7 day	14 day
Sure Klean® Custom Masonry Cleaner	1:2	100%	100%	100%
Sure Klean® Custom Masonry Cleaner	1:4	100%	100%	100%
Sure Klean® Custom Masonry Cleaner	1:6	100%	100%	100%



PALLET TAG PROGRAM LABORATORY REPORT



PROSOCO, Inc.

Page 6

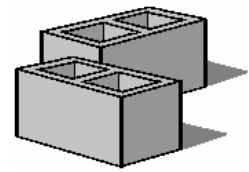
Test Results – New Construction Cleaning

% removal

“209” Split-face CMU				
Product	Dilution	3 day	7 day	14 day
Sure Klean® Custom Masonry Cleaner	1:2	100%	100%	100%
Sure Klean® Custom Masonry Cleaner	1:4	100%	100%	100%
Sure Klean® Custom Masonry Cleaner	1:6	100%	100%	100%
“29” Split-face CMU				
Product	Dilution	3 day	7 day	14 day
Sure Klean® Custom Masonry Cleaner	1:2	100%	100%	100%
Sure Klean® Custom Masonry Cleaner	1:4	100%	100%	100%
Sure Klean® Custom Masonry Cleaner	1:6	100%	100%	100%
“30N” Split-face CMU				
Product	Dilution	3 day	7 day	14 day
Sure Klean® Custom Masonry Cleaner	1:2	100%	100%	100%
Sure Klean® Custom Masonry Cleaner	1:4	100%	100%	100%
Sure Klean® Custom Masonry Cleaner	1:6	100%	100%	100%
“34” “Steel Shot Blasted” CMU				
Product	Dilution	3 day	7 day	14 day
Sure Klean® Custom Masonry Cleaner	1:2	100%	100%	100%
Sure Klean® Custom Masonry Cleaner	1:4	100%	100%	100%
Sure Klean® Custom Masonry Cleaner	1:6	100%	100%	100%
“490” Split-face CMU				
Product	Dilution	3 day	7 day	14 day
Sure Klean® Custom Masonry Cleaner	1:2	100%	100%	100%
Sure Klean® Custom Masonry Cleaner	1:4	100%	100%	100%
Sure Klean® Custom Masonry Cleaner	1:6	100%	95%	85%
“532” Split-face CMU				
Product	Dilution	3 day	7 day	14 day
Sure Klean® Custom Masonry Cleaner	1:2	100%	100%	100%
Sure Klean® Custom Masonry Cleaner	1:4	100%	100%	100%
Sure Klean® Custom Masonry Cleaner	1:6	100%	100%	100%
“57” Split-face CMU				
Product	Dilution	3 day	7 day	14 day
Sure Klean® Custom Masonry Cleaner	1:2	100%	100%	98%
Sure Klean® Custom Masonry Cleaner	1:4	100%	95%	95%
Sure Klean® Custom Masonry Cleaner	1:6	95%	90%	90%
“70” Split-face CMU				
Product	Dilution	3 day	7 day	14 day
Sure Klean® Custom Masonry Cleaner	1:2	100%	100%	100%
Sure Klean® Custom Masonry Cleaner	1:4	100%	100%	100%
Sure Klean® Custom Masonry Cleaner	1:6	100%	100%	100%



PALLET TAG PROGRAM LABORATORY REPORT



PROSOCO, Inc.

Page 7

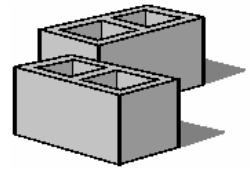
Test Results – New Construction Cleaning

% removal

“70D” “Steel Shot Blasted” CMU				
Product	Dilution	3 day	7 day	14 day
Sure Klean® Custom Masonry Cleaner	1:2	100%	100%	100%
Sure Klean® Custom Masonry Cleaner	1:4	100%	100%	100%
Sure Klean® Custom Masonry Cleaner	1:6	100%	100%	100%
“75” Split-face CMU				
Product	Dilution	3 day	7 day	14 day
Sure Klean® Custom Masonry Cleaner	1:2	100%	100%	98%
Sure Klean® Custom Masonry Cleaner	1:4	100%	100%	98%
Sure Klean® Custom Masonry Cleaner	1:6	98%	98%	95%
“78” Split-face CMU				
Product	Dilution	3 day	7 day	14 day
Sure Klean® Custom Masonry Cleaner	1:2	100%	100%	100%
Sure Klean® Custom Masonry Cleaner	1:4	100%	100%	95%
Sure Klean® Custom Masonry Cleaner	1:6	100%	98%	95%
“79” Split-face CMU				
Product	Dilution	3 day	7 day	14 day
Sure Klean® Custom Masonry Cleaner	1:2	100%	100%	100%
Sure Klean® Custom Masonry Cleaner	1:4	100%	100%	98%
Sure Klean® Custom Masonry Cleaner	1:6	100%	98%	95%
“81” Split-face CMU				
Product	Dilution	3 day	7 day	14 day
Sure Klean® Custom Masonry Cleaner	1:2	100%	100%	100%
Sure Klean® Custom Masonry Cleaner	1:4	100%	100%	100%
Sure Klean® Custom Masonry Cleaner	1:6	100%	100%	100%
“85” Split-face CMU				
Product	Dilution	3 day	7 day	14 day
Sure Klean® Custom Masonry Cleaner	1:2	100%	100%	100%
Sure Klean® Custom Masonry Cleaner	1:4	100%	100%	100%
Sure Klean® Custom Masonry Cleaner	1:6	100%	100%	100%
“86” Smooth-face CMU				
Product	Dilution	3 day	7 day	14 day
Sure Klean® Custom Masonry Cleaner	1:2	100%	100%	100%
Sure Klean® Custom Masonry Cleaner	1:4	100%	100%	100%
Sure Klean® Custom Masonry Cleaner	1:6	100%	100%	100%
“87” Split-face CMU				
Product	Dilution	3 day	7 day	14 day
Sure Klean® Custom Masonry Cleaner	1:2	100%	100%	100%
Sure Klean® Custom Masonry Cleaner	1:4	100%	100%	100%
Sure Klean® Custom Masonry Cleaner	1:6	100%	100%	100%



PALLET TAG PROGRAM LABORATORY REPORT



PROSOCO, Inc.

Page 8

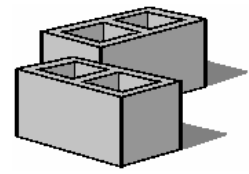
Test Results – New Construction Cleaning

% removal

“89” Split-face CMU				
Product	Dilution	3 day	7 day	14 day
Sure Klean [®] Custom Masonry Cleaner	1:2	100%	100%	100%
Sure Klean [®] Custom Masonry Cleaner	1:4	100%	100%	100%
Sure Klean [®] Custom Masonry Cleaner	1:6	100%	100%	100%
“99A” Split-face CMU				
Product	Dilution	3 day	7 day	14 day
Sure Klean [®] Custom Masonry Cleaner	1:2	100%	100%	100%
Sure Klean [®] Custom Masonry Cleaner	1:4	100%	100%	98%
Sure Klean [®] Custom Masonry Cleaner	1:6	100%	100%	98%



PALLET TAG PROGRAM LABORATORY REPORT



Test Results – Color Uniformity

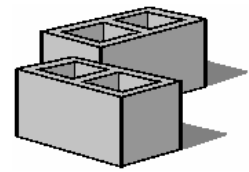
Substrate: Split-face CMU		Pigment Color: "008"	
Product	Dilution	Aggregate Exposure	Surface Pigment Alteration/Removal
Sure Klean® Custom Masonry Cleaner	1:2	4	4
Sure Klean® Custom Masonry Cleaner	1:4	4	4
Sure Klean® Custom Masonry Cleaner	1:6	4	4
Substrate: Split-face CMU		Pigment Color: "060"	
Product	Dilution	Aggregate Exposure	Surface Pigment Alteration/Removal
Sure Klean® Custom Masonry Cleaner	1:2	4	4
Sure Klean® Custom Masonry Cleaner	1:4	4	4
Sure Klean® Custom Masonry Cleaner	1:6	4	4
Substrate: Split-face CMU		Pigment Color: "063"	
Product	Dilution	Aggregate Exposure	Surface Pigment Alteration/Removal
Sure Klean® Custom Masonry Cleaner	1:2	4	4
Sure Klean® Custom Masonry Cleaner	1:4	4	4
Sure Klean® Custom Masonry Cleaner	1:6	4	4
Substrate: Split-face CMU		Pigment Color: "103"	
Product	Dilution	Aggregate Exposure	Surface Pigment Alteration/Removal
Sure Klean® Custom Masonry Cleaner	1:2	4	4
Sure Klean® Custom Masonry Cleaner	1:4	4	4
Sure Klean® Custom Masonry Cleaner	1:6	4	4
Substrate: Split-face CMU		Pigment Color: "106"	
Product	Dilution	Aggregate Exposure	Surface Pigment Alteration/Removal
Sure Klean® Custom Masonry Cleaner	1:2	4	4
Sure Klean® Custom Masonry Cleaner	1:4	4	4
Sure Klean® Custom Masonry Cleaner	1:6	4	4
Substrate: Split-face CMU		Pigment Color: "120"	
Product	Dilution	Aggregate Exposure	Surface Pigment Alteration/Removal
Sure Klean® Custom Masonry Cleaner	1:2	4	4
Sure Klean® Custom Masonry Cleaner	1:4	4	4
Sure Klean® Custom Masonry Cleaner	1:6	4	4

Scale used for reporting results of both categories

- | | |
|--|---------------------------------------|
| 0 – Worst match to through-body | 3 – Good match to through-body |
| 1 – Poor match to through-body | 4 – Best match to through-body |
| 2 – Fair match to through-body | |



PALLET TAG PROGRAM LABORATORY REPORT



Test Results – Color Uniformity

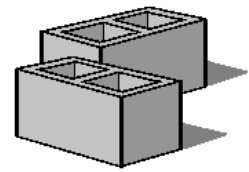
Substrate: Split-face CMU		Pigment Color: "127"	
Product	Dilution	Aggregate Exposure	Surface Pigment Alteration/Removal
Sure Klean® Custom Masonry Cleaner	1:2	4	4
Sure Klean® Custom Masonry Cleaner	1:4	4	4
Sure Klean® Custom Masonry Cleaner	1:6	4	4
Substrate: Split-face CMU		Pigment Color: "205"	
Product	Dilution	Aggregate Exposure	Surface Pigment Alteration/Removal
Sure Klean® Custom Masonry Cleaner	1:2	4	4
Sure Klean® Custom Masonry Cleaner	1:4	4	4
Sure Klean® Custom Masonry Cleaner	1:6	4	4
Substrate: Split-face CMU		Pigment Color: "209"	
Product	Dilution	Aggregate Exposure	Surface Pigment Alteration/Removal
Sure Klean® Custom Masonry Cleaner	1:2	4	4
Sure Klean® Custom Masonry Cleaner	1:4	4	4
Sure Klean® Custom Masonry Cleaner	1:6	4	4
Substrate: Split-face CMU		Pigment Color: "29"	
Product	Dilution	Aggregate Exposure	Surface Pigment Alteration/Removal
Sure Klean® Custom Masonry Cleaner	1:2	4	4
Sure Klean® Custom Masonry Cleaner	1:4	4	4
Sure Klean® Custom Masonry Cleaner	1:6	4	4
Substrate: Split-face CMU		Pigment Color: "30N"	
Product	Dilution	Aggregate Exposure	Surface Pigment Alteration/Removal
Sure Klean® Custom Masonry Cleaner	1:2	4	4
Sure Klean® Custom Masonry Cleaner	1:4	4	4
Sure Klean® Custom Masonry Cleaner	1:6	4	4
Substrate: "Steel Shot Blasted" CMU		Pigment Color: "34"	
Product	Dilution	Aggregate Exposure	Surface Pigment Alteration/Removal
Sure Klean® Custom Masonry Cleaner	1:2	4	4
Sure Klean® Custom Masonry Cleaner	1:4	4	4
Sure Klean® Custom Masonry Cleaner	1:6	4	4

Scale used for reporting results of both categories

- | | |
|--|---------------------------------------|
| 0 – Worst match to through-body | 3 – Good match to through-body |
| 1 – Poor match to through-body | 4 – Best match to through-body |
| 2 – Fair match to through-body | |



PALLET TAG PROGRAM LABORATORY REPORT



Test Results – Color Uniformity

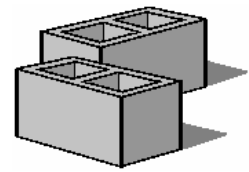
Substrate: Split-face CMU		Pigment Color: "490"	
Product	Dilution	Aggregate Exposure	Surface Pigment Alteration/Removal
Sure Klean® Custom Masonry Cleaner	1:2	4	4
Sure Klean® Custom Masonry Cleaner	1:4	4	4
Sure Klean® Custom Masonry Cleaner	1:6	4	4
Substrate: Split-face CMU		Pigment Color: "532"	
Product	Dilution	Aggregate Exposure	Surface Pigment Alteration/Removal
Sure Klean® Custom Masonry Cleaner	1:2	4	4
Sure Klean® Custom Masonry Cleaner	1:4	4	4
Sure Klean® Custom Masonry Cleaner	1:6	4	4
Substrate: Split-face CMU		Pigment Color: "57"	
Product	Dilution	Aggregate Exposure	Surface Pigment Alteration/Removal
Sure Klean® Custom Masonry Cleaner	1:2	4	4
Sure Klean® Custom Masonry Cleaner	1:4	4	4
Sure Klean® Custom Masonry Cleaner	1:6	4	4
Substrate: Split-face CMU		Pigment Color: "70"	
Product	Dilution	Aggregate Exposure	Surface Pigment Alteration/Removal
Sure Klean® Custom Masonry Cleaner	1:2	4	4
Sure Klean® Custom Masonry Cleaner	1:4	4	4
Sure Klean® Custom Masonry Cleaner	1:6	4	4
Substrate: "Steel Shot Blasted" CMU		Pigment Color: "70D"	
Product	Dilution	Aggregate Exposure	Surface Pigment Alteration/Removal
Sure Klean® Custom Masonry Cleaner	1:2	4	4
Sure Klean® Custom Masonry Cleaner	1:4	4	4
Sure Klean® Custom Masonry Cleaner	1:6	4	4
Substrate: Split-face CMU		Pigment Color: "75"	
Product	Dilution	Aggregate Exposure	Surface Pigment Alteration/Removal
Sure Klean® Custom Masonry Cleaner	1:2	4	4
Sure Klean® Custom Masonry Cleaner	1:4	4	4
Sure Klean® Custom Masonry Cleaner	1:6	4	4

Scale used for reporting results of both categories

- | | |
|--|---------------------------------------|
| 0 – Worst match to through-body | 3 – Good match to through-body |
| 1 – Poor match to through-body | 4 – Best match to through-body |
| 2 – Fair match to through-body | |



PALLET TAG PROGRAM LABORATORY REPORT



Test Results – Color Uniformity

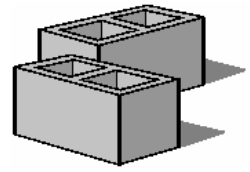
Substrate: Split-face CMU		Pigment Color: "78"	
Product	Dilution	Aggregate Exposure	Surface Pigment Alteration/Removal
Sure Klean® Custom Masonry Cleaner	1:2	4	4
Sure Klean® Custom Masonry Cleaner	1:4	4	4
Sure Klean® Custom Masonry Cleaner	1:6	4	4
Substrate: Split-face CMU		Pigment Color: "79"	
Product	Dilution	Aggregate Exposure	Surface Pigment Alteration/Removal
Sure Klean® Custom Masonry Cleaner	1:2	4	4
Sure Klean® Custom Masonry Cleaner	1:4	4	4
Sure Klean® Custom Masonry Cleaner	1:6	4	4
Substrate: Split-face CMU		Pigment Color: "81"	
Product	Dilution	Aggregate Exposure	Surface Pigment Alteration/Removal
Sure Klean® Custom Masonry Cleaner	1:2	4	4
Sure Klean® Custom Masonry Cleaner	1:4	4	4
Sure Klean® Custom Masonry Cleaner	1:6	4	4
Substrate: Split-face CMU		Pigment Color: "85"	
Product	Dilution	Aggregate Exposure	Surface Pigment Alteration/Removal
Sure Klean® Custom Masonry Cleaner	1:2	4	4
Sure Klean® Custom Masonry Cleaner	1:4	4	4
Sure Klean® Custom Masonry Cleaner	1:6	4	4
Substrate: Smooth-face CMU		Pigment Color: "86"	
Product	Dilution	Aggregate Exposure	Surface Pigment Alteration/Removal
Sure Klean® Custom Masonry Cleaner	1:2	4	4
Sure Klean® Custom Masonry Cleaner	1:4	4	4
Sure Klean® Custom Masonry Cleaner	1:6	3	3
Substrate: Split-face CMU		Pigment Color: "87"	
Product	Dilution	Aggregate Exposure	Surface Pigment Alteration/Removal
Sure Klean® Custom Masonry Cleaner	1:2	4	4
Sure Klean® Custom Masonry Cleaner	1:4	4	4
Sure Klean® Custom Masonry Cleaner	1:6	4	4

Scale used for reporting results of both categories

- | | |
|--|---------------------------------------|
| 0 – Worst match to through-body | 3 – Good match to through-body |
| 1 – Poor match to through-body | 4 – Best match to through-body |
| 2 – Fair match to through-body | |



PALLET TAG PROGRAM LABORATORY REPORT



PROSOCO, Inc.

Page 13

Test Results – Color Uniformity

Substrate: Split-face CMU		Pigment Color: "89"	
Product	Dilution	Aggregate Exposure	Surface Pigment Alteration/Removal
Sure Klean® Custom Masonry Cleaner	1:2	4	4
Sure Klean® Custom Masonry Cleaner	1:4	4	4
Sure Klean® Custom Masonry Cleaner	1:6	4	4
Substrate: Split-face CMU		Pigment Color: "99A"	
Product	Dilution	Aggregate Exposure	Surface Pigment Alteration/Removal
Sure Klean® Custom Masonry Cleaner	1:2	4	4
Sure Klean® Custom Masonry Cleaner	1:4	4	4
Sure Klean® Custom Masonry Cleaner	1:6	4	4

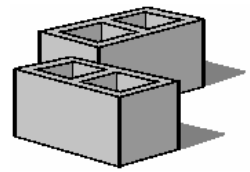
Scale used for reporting results of both categories

0 – **Worst** match to through-body
1 – **Poor** match to through-body
2 – **Fair** match to through-body

3 – **Good** match to through-body
4 – **Best** match to through-body



PALLET TAG PROGRAM LABORATORY REPORT




Photographs – New Construction Cleaning

“29” Split-face CMU; 3 Day Cleaning

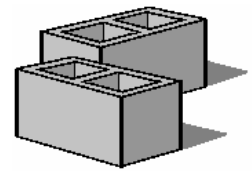


“29” Split-face CMU; 7 Day Cleaning






PALLET TAG PROGRAM LABORATORY REPORT



Photographs – New Construction Cleaning

“29” Split-face CMU; 14 Day Cleaning

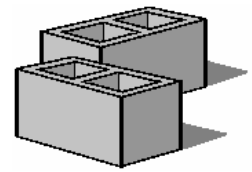


“86” Smooth-face CMU; 3 Day Cleaning





PALLET TAG PROGRAM LABORATORY REPORT



Photographs – New Construction Cleaning

“86” Smooth-face CMU; 7 Day Cleaning

Sure Klean®
Custom
Masonry
Cleaner (1:2)



Sure Klean®
Custom
Masonry
Cleaner (1:4)

Sure Klean®
Custom
Masonry
Cleaner (1:6)

Untreated
Control

“86” Smooth-face CMU; 14 Day Cleaning

Sure Klean®
Custom
Masonry
Cleaner (1:2)



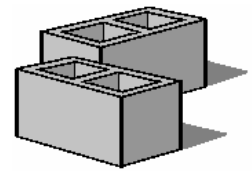
Sure Klean®
Custom
Masonry
Cleaner (1:4)

Sure Klean®
Custom
Masonry
Cleaner (1:6)

Untreated
Control



PALLET TAG PROGRAM LABORATORY REPORT



Photographs – New Construction Cleaning

“70D” “Steel Shot Blasted” CMU; 3 Day Cleaning

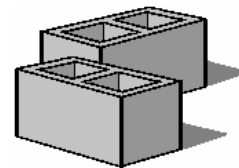


“70D” “Steel Shot Blasted” CMU; 7 Day Cleaning





PALLET TAG PROGRAM LABORATORY REPORT



Photographs – New Construction Cleaning

“70D” “Steel Shot Blasted” CMU; 14 Day Cleaning



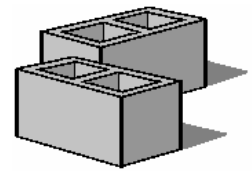
Photographs – Color Uniformity

“29” Split-face CMU; Through-body





PALLET TAG PROGRAM LABORATORY REPORT



Photographs – Color Uniformity

“86” Smooth-face CMU; Through-body

Sure Klean®
Custom
Masonry
Cleaner (1:2)

Sure Klean®
Custom
Masonry
Cleaner (1:6)



Sure Klean®
Custom
Masonry
Cleaner (1:4)

Untreated
Control

“70D” “Steel Shot Blasted” CMU; Through-body

Sure Klean®
Custom
Masonry
Cleaner (1:2)

Sure Klean®
Custom
Masonry
Cleaner (1:6)

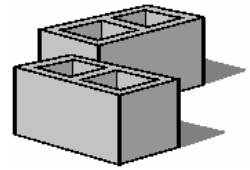


Sure Klean®
Custom
Masonry
Cleaner (1:4)

Untreated
Control



PALLET TAG PROGRAM LABORATORY REPORT



PROSOCO, Inc.

Page 20

Conclusions – New Construction Cleaning

Based on the test data, all of the submitted samples were efficiently cleaned with a dilution of Sure Klean[®] Custom Masonry Cleaner. Use higher concentrations and surface agitation to maximize aggregate exposure. Use low concentration and surface agitation to minimize aggregate exposure.

Recommendations – New Construction Cleaning

Recommendations for cleaning for each type of CMU submitted by Jolley Concrete & Block, Danielson, CT are provided in the chart below. Recommendations are based on the optimum dilution for complete removal of mortar while providing the best match to the through-body color of the CMU's.

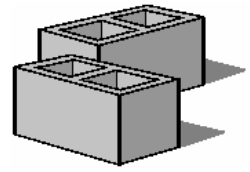
Sample	New Construction Cleaning (Type S mortar, 14 day cleaning)
All Submitted CMU's	Sure Klean [®] Custom Masonry Cleaner (1:2) OR (1:4) OR (1:6)

The most appropriate cleaner and dilution should be determined on the specific job-site, and will be dependent primarily on the nature and severity of soiling present at that location.

Apply all products in accordance with the manufacturer's recommendation provided on container labels and product data sheets. On-site testing should be conducted to determine the most appropriate cleaning product and procedures for a particular project. See product literature for additional application and product information.



PALLET TAG PROGRAM LABORATORY REPORT



PROSOCO, Inc.

Page 21

Protective Water Repellents

The testing described below evaluates the suitability of water repellent treatments.

The surface treatments evaluated were selected for their suitability for application based on the following selection criteria:

1. Weatherproofing properties
2. Color change
3. Ease of application

Description of Products Evaluated – Protective Water Repellents

Sure Klean® Weather Seal Blok-Guard® & Graffiti Control – A clear, solvent-based silicone elastomer formulated to weatherproof concrete block and other porous masonry materials. Blok-Guard® & Graffiti Control protects masonry surfaces from repeated graffiti attacks without altering the natural appearance. Blok-Guard® & Graffiti Control penetrates and fills pores to prevent water penetration through exterior walls exposed to normal weathering. Graffiti removal is fast and easy using Defacer Eraser® Graffiti Wipe. Blok-Guard® & Graffiti Control is easy to apply with low-pressure spray, brush or roller.

Sure Klean® Weather Seal Siloxane WB Concentrate – A self-emulsifying water repellent concentrate designed for dilution with fresh water at the job site. This solvent-free blend of silanes and oligomeric alkoxy siloxanes mixes easily with water to produce a penetrating water repellent ideal for application to dense or porous masonry surfaces.

Sample Preparation – Protective Water Repellents

The submitted blocks were scored, allowed to dry, and to reabsorb atmospheric humidity for 24 hours prior to treatment. Both treatments were applied by a wet-on-wet brushing application and allowed to cure for at least 24 hours in accordance with the PROSOCO, Inc. 2005 Product Guide instructions.

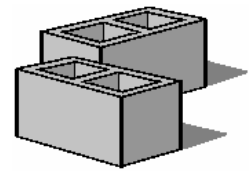
Test Methods – Protective Water Repellents

Water Absorption Tube Test: RILEM II.4, 60 mph, 20 Minutes

The water absorption tube test simulating wind driven rain conditions was performed. This test simulates 60 mile per hour wind driven rain conditions for a period of 20 minutes. See Technical Services TECH Note RILEM Tube Test Procedures.



PALLET TAG PROGRAM LABORATORY REPORT



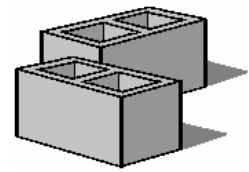
Test Results – Protective Water Repellents

Water Absorption Tube Test: RILEM II.4, 60 mph, 20 Minutes

RESULTS	
"008" Split-face CMU	
Untreated Control	<40 mph
Blok-Guard® & Graffiti Control	60 mph
Siloxane WB Concentrate (1:9)	59 mph
"060" Split-face CMU	
Untreated Control	<40 mph
Blok-Guard® & Graffiti Control	60 mph
Siloxane WB Concentrate (1:9)	59 mph
"063" Split-face CMU	
Untreated Control	56 mph
Blok-Guard® & Graffiti Control	60 mph
Siloxane WB Concentrate (1:9)	60 mph
"103" Split-face CMU	
Untreated Control	<40 mph
Blok-Guard® & Graffiti Control	60 mph
Siloxane WB Concentrate (1:9)	60 mph
"106" Split-face CMU	
Untreated Control	<40 mph
Blok-Guard® & Graffiti Control	60 mph
Siloxane WB Concentrate (1:9)	60 mph
"120" Split-face CMU	
Untreated Control	<40 mph
Blok-Guard® & Graffiti Control	60 mph
Siloxane WB Concentrate (1:9)	59 mph
"127" Split-face CMU	
Untreated Control	<40 mph
Blok-Guard® & Graffiti Control	60 mph
Siloxane WB Concentrate (1:9)	59 mph
"205" Split-face CMU	
Untreated Control	<40 mph
Blok-Guard® & Graffiti Control	59 mph
Siloxane WB Concentrate (1:9)	59 mph
"209" Split-face CMU	
Untreated Control	<40 mph
Blok-Guard® & Graffiti Control	60 mph
Siloxane WB Concentrate (1:9)	60 mph



PALLET TAG PROGRAM LABORATORY REPORT



PROSOCO, Inc.

Page 23

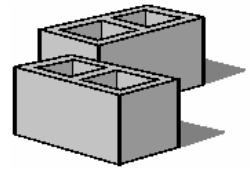
Test Results – Protective Water Repellents

Water Absorption Tube Test: RILEM II.4, 60 mph, 20 Minutes

RESULTS	
"29" Split-face CMU	
Untreated Control	<40 mph
Blok-Guard® & Graffiti Control	59 mph
Siloxane WB Concentrate (1:9)	58 mph
"30N" Split-face CMU	
Untreated Control	45 mph
Blok-Guard® & Graffiti Control	60 mph
Siloxane WB Concentrate (1:9)	60 mph
"34" "Steel Shot Blasted" CMU	
Untreated Control	<40 mph
Blok-Guard® & Graffiti Control	60 mph
Siloxane WB Concentrate (1:9)	60 mph
"490" Split-face CMU	
Untreated Control	<40 mph
Blok-Guard® & Graffiti Control	59 mph
Siloxane WB Concentrate (1:9)	59 mph
"532" Split-face CMU	
Untreated Control	<40 mph
Blok-Guard® & Graffiti Control	60 mph
Siloxane WB Concentrate (1:9)	59 mph
"57" Split-face CMU	
Untreated Control	<40 mph
Blok-Guard® & Graffiti Control	60 mph
Siloxane WB Concentrate (1:9)	60 mph
"70" Split-face CMU	
Untreated Control	<40 mph
Blok-Guard® & Graffiti Control	60 mph
Siloxane WB Concentrate (1:9)	59 mph
"70D" "Steel Shot Blasted" CMU	
Untreated Control	58 mph
Blok-Guard® & Graffiti Control	60 mph
Siloxane WB Concentrate (1:9)	60 mph
"75" Split-face CMU	
Untreated Control	<40 mph
Blok-Guard® & Graffiti Control	60 mph
Siloxane WB Concentrate (1:9)	60 mph



PALLET TAG PROGRAM LABORATORY REPORT



PROSOCO, Inc.

Page 24

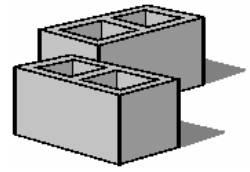
Test Results – Protective Water Repellents

Water Absorption Tube Test: RILEM II.4, 60 mph, 20 Minutes

RESULTS	
"78" Split-face CMU	
Untreated Control	<40 mph
Blok-Guard® & Graffiti Control	60 mph
Siloxane WB Concentrate (1:9)	60 mph
"79" Split-face CMU	
Untreated Control	<40 mph
Blok-Guard® & Graffiti Control	60 mph
Siloxane WB Concentrate (1:9)	60 mph
"81" Split-face CMU	
Untreated Control	<40 mph
Blok-Guard® & Graffiti Control	60 mph
Siloxane WB Concentrate (1:9)	59 mph
"85" Split-face CMU	
Untreated Control	51 mph
Blok-Guard® & Graffiti Control	60 mph
Siloxane WB Concentrate (1:9)	60 mph
"86" Smooth-face CMU	
Untreated Control	<40 mph
Blok-Guard® & Graffiti Control	60 mph
Siloxane WB Concentrate (1:9)	60 mph
"87" Split-face CMU	
Untreated Control	<40 mph
Blok-Guard® & Graffiti Control	59 mph
Siloxane WB Concentrate (1:9)	57 mph
"89" Split-face CMU	
Untreated Control	<40 mph
Blok-Guard® & Graffiti Control	60 mph
Siloxane WB Concentrate (1:9)	60 mph
"99A" Split-face CMU	
Untreated Control	<40 mph
Blok-Guard® & Graffiti Control	59 mph
Siloxane WB Concentrate (1:9)	58 mph



PALLET TAG PROGRAM LABORATORY REPORT




PROSOCO, Inc.

Page 25

Photographs – Protective Water Repellents

“103” Split-face CMU; RILEM Testing



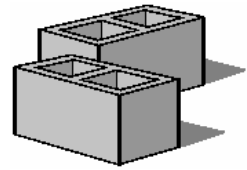
**Sure Klean[®] Weather Seal
Siloxane WB Concentrate (1:9)**

**Sure Klean[®] Weather Seal Blok-
Guard[®] & Graffiti Control**

Untreated Control



PALLET TAG PROGRAM LABORATORY REPORT



Conclusions – Protective Water Repellents

Based upon laboratory evaluations, both Sure Klean® Weather Seal Blok-Guard® & Graffiti Control and Sure Klean® Weather Seal Siloxane WB Concentrate diluted with nine parts water provided excellent water repellency to each of the submitted samples. In addition, Sure Klean® Weather Seal Blok-Guard® & Graffiti Control provided slight color enhancement to the submitted samples. Sure Klean® Weather Seal Siloxane WB Concentrate diluted with nine parts water did not alter the appearance of the submitted samples in any way.

Recommendations – Protective Water Repellents

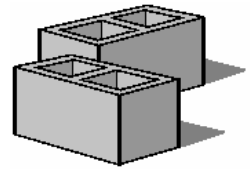
Recommendations for water repellency treatment for each type of CMU submitted by Jolley Concrete & Block, Danielson, CT are provided in the chart below. Recommendations are based on the treatment that proved most effective at providing water repellency on all types submitted.

Sample	Water Repellents
All Submitted CMU's	Sure Klean® Weather Seal Blok-Guard® & Graffiti Control OR Sure Klean® Weather Seal Siloxane WB Concentrate (1:9)

Apply all products in accordance with the manufacturer's recommendation provided on container labels and product data sheets. On-site testing should be conducted to determine the most appropriate water repellent product and procedures for a particular project. See product literature for additional application and product information.



PALLET TAG PROGRAM LABORATORY REPORT



PROSOCO, Inc.

Page 27

Graffiti Control

These trials were conducted to determine the optimal graffiti control treatment for the submitted concrete block samples.

Description of Products Evaluated – Graffiti Control

Graffiti Control Treatments

Sure Klean® Weather Seal Blok-Guard® & Graffiti Control – A clear, solvent-based silicone elastomer formulated to weatherproof concrete block and other porous masonry materials. Blok-Guard® & Graffiti Control protects masonry surfaces from repeated graffiti attacks without altering the natural appearance. Blok-Guard® & Graffiti Control penetrates and fills pores to prevent water penetration through exterior walls exposed to normal weathering. Graffiti removal is fast and easy using Defacer Eraser® Graffiti Wipe. Blok-Guard® & Graffiti Control is easy to apply with low-pressure spray, brush or roller.

Products Evaluated for Graffiti Removal

Defacer Eraser® Graffiti Wipe – An easy-to-use graffiti remover that does not contain methanol, methylene chloride or other halogenated solvents prohibited on many projects. Graffiti Wipe removes a variety of graffiti stains from most smooth masonry, split-face concrete block, wood and metal surfaces.

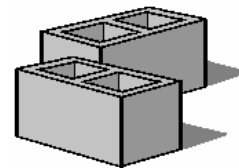
Sure Klean® Fast Acting Stripper – A thixotropic stripping compound formulated specifically for removal of high strength paints and coatings such as epoxies, polyurethanes, and floor enamels. Additionally, Fast Acting Stripper dissolves most spray paints, marking pens, lacquers and other graffiti.

Graffiti Agents

Interior/Exterior Spray Paint (Red)
Permanent Marker (Green)
Permanent Marker (Red)
Permanent Marker (Black)



PALLET TAG PROGRAM LABORATORY REPORT



Sample Preparation – Graffiti Control

This evaluation compares the effectiveness of the treatments tested to the untreated surfaces of the submitted samples in preventing staining of enamel spray paint and permanent markers.

Sections of the concrete block samples were treated with Sure Klean® Weather Seal Blok-Guard® & Graffiti Control in a wet-on-wet brushing application in accordance with the PROSOCO, Inc. Product Data Sheet application instructions and then allowed to cure for at least one day. At the end of the cure period, a visual adverse effects evaluation was made and then the graffiti agents were applied to the substrates.

Spray paint and markers were applied as graffiti agents to all treated surfaces no sooner than one day following application of Sure Klean® Weather Seal Blok-Guard® & Graffiti Control. Removal of the graffiti agents was attempted 24 hours after application of the graffiti agents, using Defacer Eraser® Graffiti Wipe and Sure Klean® Fast Acting Stripper.

Test Method – Graffiti Control

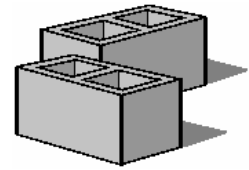
Chemical cleaners were evaluated using the following procedure:

1. Apply the product to a dry surface, soiled with graffiti.
2. Allow appropriate dwell time:
 - Graffiti Wipe 5 minutes
 - Fast Acting Stripper20 minutes
3. Pressure rinse thoroughly until water runs clear.*
4. Allow the surface to dry thoroughly and visually examine to determine effectiveness.

***Pressure Rinsing Equipment** – Masonry washing equipment generating approximately 700-800 psi with a water flow rate of 8 gallons per minute delivered through a 45 degree fan spray tip was used for rinsing.



PALLET TAG PROGRAM LABORATORY REPORT

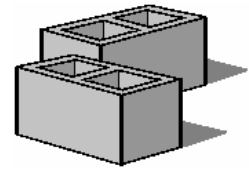


Test Results – Graffiti Control

“008” Split-face CMU					
Untreated Control	Red Paint	Black Marker	Green Marker	Red Marker	% Avg. Removal
Fast Acting Stripper	85%	100%	70%	90%	86%
Graffiti Wipe	80%	30%	70%	90%	68%
Blok-Guard® & Graffiti Control	Red Paint	Black Marker	Green Marker	Red Marker	% Avg. Removal
Fast Acting Stripper	90%	100%	100%	100%	98%
Graffiti Wipe	90%	100%	100%	100%	98%
“060” Split-face CMU					
Untreated Control	Red Paint	Black Marker	Green Marker	Red Marker	% Avg. Removal
Fast Acting Stripper	85%	95%	30%	50%	65%
Graffiti Wipe	50%	30%	30%	70%	45%
Blok-Guard® & Graffiti Control	Red Paint	Black Marker	Green Marker	Red Marker	% Avg. Removal
Fast Acting Stripper	90%	100%	98%	99%	97%
Graffiti Wipe	90%	100%	98%	95%	96%
“063” Split-face CMU					
Untreated Control	Red Paint	Black Marker	Green Marker	Red Marker	% Avg. Removal
Fast Acting Stripper	80%	90%	10%	30%	53%
Graffiti Wipe	80%	10%	10%	30%	33%
Blok-Guard® & Graffiti Control	Red Paint	Black Marker	Green Marker	Red Marker	% Avg. Removal
Fast Acting Stripper	95%	100%	90%	95%	95%
Graffiti Wipe	99%	100%	90%	95%	96%
“103” Split-face CMU					
Untreated Control	Red Paint	Black Marker	Green Marker	Red Marker	% Avg. Removal
Fast Acting Stripper	85%	85%	20%	30%	55%
Graffiti Wipe	85%	20%	20%	20%	36%
Blok-Guard® & Graffiti Control	Red Paint	Black Marker	Green Marker	Red Marker	% Avg. Removal
Fast Acting Stripper	90%	95%	90%	95%	93%
Graffiti Wipe	90%	90%	90%	95%	91%
“106” Split-face CMU					
Untreated Control	Red Paint	Black Marker	Green Marker	Red Marker	% Avg. Removal
Fast Acting Stripper	80%	40%	10%	20%	38%
Graffiti Wipe	50%	10%	10%	20%	23%
Blok-Guard® & Graffiti Control	Red Paint	Black Marker	Green Marker	Red Marker	% Avg. Removal
Fast Acting Stripper	85%	95%	95%	95%	93%
Graffiti Wipe	95%	95%	95%	95%	95%



PALLET TAG PROGRAM LABORATORY REPORT

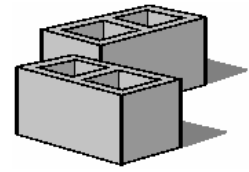


Test Results – Graffiti Control

“120” Split-face CMU					
Untreated Control	Red Paint	Black Marker	Green Marker	Red Marker	% Avg. Removal
Fast Acting Stripper	60%	40%	10%	30%	35%
Graffiti Wipe	60%	10%	10%	30%	28%
Blok-Guard® & Graffiti Control	Red Paint	Black Marker	Green Marker	Red Marker	% Avg. Removal
Fast Acting Stripper	90%	90%	80%	90%	88%
Graffiti Wipe	90%	90%	80%	80%	85%
“127” Split-face CMU					
Untreated Control	Red Paint	Black Marker	Green Marker	Red Marker	% Avg. Removal
Fast Acting Stripper	75%	80%	20%	40%	54%
Graffiti Wipe	50%	30%	20%	40%	35%
Blok-Guard® & Graffiti Control	Red Paint	Black Marker	Green Marker	Red Marker	% Avg. Removal
Fast Acting Stripper	90%	100%	90%	85%	91%
Graffiti Wipe	90%	90%	90%	85%	89%
“205” Split-face CMU					
Untreated Control	Red Paint	Black Marker	Green Marker	Red Marker	% Avg. Removal
Fast Acting Stripper	85%	85%	10%	10%	48%
Graffiti Wipe	90%	20%	10%	10%	33%
Blok-Guard® & Graffiti Control	Red Paint	Black Marker	Green Marker	Red Marker	% Avg. Removal
Fast Acting Stripper	90%	95%	90%	90%	91%
Graffiti Wipe	95%	95%	90%	90%	93%
“209” Split-face CMU					
Untreated Control	Red Paint	Black Marker	Green Marker	Red Marker	% Avg. Removal
Fast Acting Stripper	90%	80%	60%	40%	68%
Graffiti Wipe	90%	40%	30%	40%	50%
Blok-Guard® & Graffiti Control	Red Paint	Black Marker	Green Marker	Red Marker	% Avg. Removal
Fast Acting Stripper	98%	100%	100%	100%	100%
Graffiti Wipe	98%	100%	98%	100%	99%
“29” Split-face CMU					
Untreated Control	Red Paint	Black Marker	Green Marker	Red Marker	% Avg. Removal
Fast Acting Stripper	60%	80%	10%	10%	40%
Graffiti Wipe	50%	10%	10%	10%	20%
Blok-Guard® & Graffiti Control	Red Paint	Black Marker	Green Marker	Red Marker	% Avg. Removal
Fast Acting Stripper	90%	90%	70%	90%	85%
Graffiti Wipe	95%	90%	70%	80%	84%



PALLET TAG PROGRAM LABORATORY REPORT

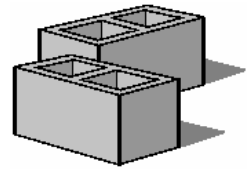


Test Results – Graffiti Control

“30N” Split-face CMU					
Untreated Control	Red Paint	Black Marker	Green Marker	Red Marker	% Avg. Removal
Fast Acting Stripper	80%	85%	10%	30%	51%
Graffiti Wipe	80%	10%	10%	30%	33%
Blok-Guard® & Graffiti Control	Red Paint	Black Marker	Green Marker	Red Marker	% Avg. Removal
Fast Acting Stripper	95%	95%	80%	95%	91%
Graffiti Wipe	99%	95%	80%	90%	91%
“34” “Steel Shot Blasted” CMU					
Untreated Control	Red Paint	Black Marker	Green Marker	Red Marker	% Avg. Removal
Fast Acting Stripper	90%	95%	40%	80%	76%
Graffiti Wipe	90%	20%	40%	80%	58%
Blok-Guard® & Graffiti Control	Red Paint	Black Marker	Green Marker	Red Marker	% Avg. Removal
Fast Acting Stripper	90%	100%	98%	98%	97%
Graffiti Wipe	90%	95%	98%	98%	95%
“490” Split-face CMU					
Untreated Control	Red Paint	Black Marker	Green Marker	Red Marker	% Avg. Removal
Fast Acting Stripper	90%	95%	40%	80%	76%
Graffiti Wipe	70%	20%	40%	80%	53%
Blok-Guard® & Graffiti Control	Red Paint	Black Marker	Green Marker	Red Marker	% Avg. Removal
Fast Acting Stripper	95%	100%	98%	98%	98%
Graffiti Wipe	90%	98%	98%	98%	96%
“532” Split-face CMU					
Untreated Control	Red Paint	Black Marker	Green Marker	Red Marker	% Avg. Removal
Fast Acting Stripper	70%	30%	10%	10%	30%
Graffiti Wipe	30%	10%	10%	10%	15%
Blok-Guard® & Graffiti Control	Red Paint	Black Marker	Green Marker	Red Marker	% Avg. Removal
Fast Acting Stripper	98%	98%	98%	99%	98%
Graffiti Wipe	90%	90%	95%	95%	93%
“57” Split-face CMU					
Untreated Control	Red Paint	Black Marker	Green Marker	Red Marker	% Avg. Removal
Fast Acting Stripper	90%	90%	20%	90%	73%
Graffiti Wipe	50%	10%	20%	90%	43%
Blok-Guard® & Graffiti Control	Red Paint	Black Marker	Green Marker	Red Marker	% Avg. Removal
Fast Acting Stripper	100%	100%	100%	100%	100%
Graffiti Wipe	100%	90%	100%	100%	98%



PALLET TAG PROGRAM LABORATORY REPORT

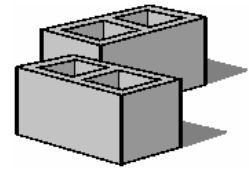


Test Results – Graffiti Control

“70” Split-face CMU					
Untreated Control	Red Paint	Black Marker	Green Marker	Red Marker	% Avg. Removal
Fast Acting Stripper	70%	90%	10%	20%	48%
Graffiti Wipe	40%	10%	10%	10%	18%
Blok-Guard® & Graffiti Control	Red Paint	Black Marker	Green Marker	Red Marker	% Avg. Removal
Fast Acting Stripper	95%	100%	95%	98%	97%
Graffiti Wipe	95%	100%	95%	95%	96%
“70D” “Steel Shot Blasted” CMU					
Untreated Control	Red Paint	Black Marker	Green Marker	Red Marker	% Avg. Removal
Fast Acting Stripper	85%	95%	80%	90%	88%
Graffiti Wipe	90%	50%	80%	70%	73%
Blok-Guard® & Graffiti Control	Red Paint	Black Marker	Green Marker	Red Marker	% Avg. Removal
Fast Acting Stripper	98%	99%	90%	99%	97%
Graffiti Wipe	98%	99%	90%	95%	96%
“75” Split-face CMU					
Untreated Control	Red Paint	Black Marker	Green Marker	Red Marker	% Avg. Removal
Fast Acting Stripper	80%	90%	70%	70%	78%
Graffiti Wipe	60%	10%	10%	70%	38%
Blok-Guard® & Graffiti Control	Red Paint	Black Marker	Green Marker	Red Marker	% Avg. Removal
Fast Acting Stripper	95%	100%	90%	90%	94%
Graffiti Wipe	95%	100%	90%	90%	94%
“78” Split-face CMU					
Untreated Control	Red Paint	Black Marker	Green Marker	Red Marker	% Avg. Removal
Fast Acting Stripper	85%	95%	10%	30%	55%
Graffiti Wipe	75%	90%	10%	10%	46%
Blok-Guard® & Graffiti Control	Red Paint	Black Marker	Green Marker	Red Marker	% Avg. Removal
Fast Acting Stripper	95%	100%	90%	100%	96%
Graffiti Wipe	95%	100%	90%	100%	96%
“79” Split-face CMU					
Untreated Control	Red Paint	Black Marker	Green Marker	Red Marker	% Avg. Removal
Fast Acting Stripper	85%	90%	10%	30%	54%
Graffiti Wipe	80%	10%	10%	30%	33%
Blok-Guard® & Graffiti Control	Red Paint	Black Marker	Green Marker	Red Marker	% Avg. Removal
Fast Acting Stripper	95%	100%	100%	95%	98%
Graffiti Wipe	100%	100%	95%	95%	98%



PALLET TAG PROGRAM LABORATORY REPORT

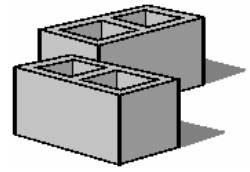


Test Results – Graffiti Control

“81” Split-face CMU					
Untreated Control	Red Paint	Black Marker	Green Marker	Red Marker	% Avg. Removal
Fast Acting Stripper	85%	90%	20%	30%	56%
Graffiti Wipe	30%	10%	20%	30%	23%
Blok-Guard® & Graffiti Control	Red Paint	Black Marker	Green Marker	Red Marker	% Avg. Removal
Fast Acting Stripper	90%	95%	98%	95%	95%
Graffiti Wipe	85%	90%	98%	95%	92%
“85” Split-face CMU					
Untreated Control	Red Paint	Black Marker	Green Marker	Red Marker	% Avg. Removal
Fast Acting Stripper	80%	90%	10%	30%	53%
Graffiti Wipe	90%	30%	10%	30%	40%
Blok-Guard® & Graffiti Control	Red Paint	Black Marker	Green Marker	Red Marker	% Avg. Removal
Fast Acting Stripper	95%	100%	90%	90%	94%
Graffiti Wipe	100%	100%	90%	90%	95%
“86” Smooth-face CMU					
Untreated Control	Red Paint	Black Marker	Green Marker	Red Marker	% Avg. Removal
Fast Acting Stripper	85%	90%	40%	60%	69%
Graffiti Wipe	85%	30%	90%	60%	66%
Blok-Guard® & Graffiti Control	Red Paint	Black Marker	Green Marker	Red Marker	% Avg. Removal
Fast Acting Stripper	95%	100%	95%	95%	96%
Graffiti Wipe	100%	80%	95%	95%	93%
“87” Split-face CMU					
Untreated Control	Red Paint	Black Marker	Green Marker	Red Marker	% Avg. Removal
Fast Acting Stripper	90%	80%	20%	40%	58%
Graffiti Wipe	90%	10%	20%	40%	40%
Blok-Guard® & Graffiti Control	Red Paint	Black Marker	Green Marker	Red Marker	% Avg. Removal
Fast Acting Stripper	99%	100%	95%	95%	97%
Graffiti Wipe	95%	80%	95%	95%	91%
“89” Split-face CMU					
Untreated Control	Red Paint	Black Marker	Green Marker	Red Marker	% Avg. Removal
Fast Acting Stripper	80%	90%	30%	40%	60%
Graffiti Wipe	70%	10%	10%	10%	25%
Blok-Guard® & Graffiti Control	Red Paint	Black Marker	Green Marker	Red Marker	% Avg. Removal
Fast Acting Stripper	90%	98%	95%	95%	95%
Graffiti Wipe	90%	95%	95%	90%	93%



PALLET TAG PROGRAM LABORATORY REPORT



PROSOCO, Inc.

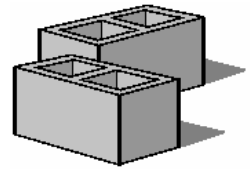
Page 34

Test Results – Graffiti Control

“99A” Split-face CMU					
Untreated Control	Red Paint	Black Marker	Green Marker	Red Marker	% Avg. Removal
Fast Acting Stripper	70%	95%	20%	30%	54%
Graffiti Wipe	30%	10%	20%	30%	23%
Blok-Guard® & Graffiti Control	Red Paint	Black Marker	Green Marker	Red Marker	% Avg. Removal
Fast Acting Stripper	98%	100%	100%	99%	99%
Graffiti Wipe	98%	100%	100%	98%	99%



PALLET TAG PROGRAM LABORATORY REPORT



PROSOCO, Inc.

Page 35

Photographs – Graffiti Control

“87” Split-face CMU; Before Graffiti Removal



Sure Klean® Weather Seal
Blok-Guard® & Graffiti Control

Untreated Control

“87” Split-face CMU; After Graffiti Removal



Sure Klean® Fast
Acting Stripper

Defacer Eraser®
Graffiti Wipe

Sure Klean® Fast
Acting Stripper

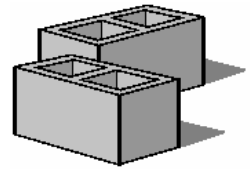
Defacer Eraser®
Graffiti Wipe

Sure Klean® Weather Seal
Blok-Guard® & Graffiti Control

Untreated Control



PALLET TAG PROGRAM LABORATORY REPORT



Conclusions – Graffiti Control

Based upon laboratory evaluations, graffiti removal was improved when the submitted samples were treated with Sure Klean® Weather Seal Blok-Guard® & Graffiti Control prior to graffiti application. In addition, Sure Klean® Weather Seal Blok-Guard® & Graffiti Control provided a slight color enhancement to the submitted samples.

Recommendations – Graffiti Control

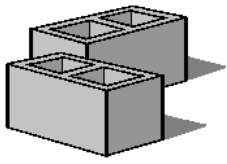
Recommendations for graffiti control treatment for each type of CMU submitted by Jolley Concrete & Block, Danielson, CT are provided in the chart below. Recommendations are based on the treatment that proved most effective for providing graffiti repellency and the product that was most effective at removing the graffiti on all types submitted.

Sample	Graffiti Repellents	Graffiti Removers
All Submitted CMU's	Sure Klean® Weather Seal Blok-Guard® & Graffiti Control	Defacer Eraser® Graffiti Wipe OR Sure Klean® Fast Acting Stripper

Apply all products in accordance with the manufacturer's recommendation provided on container labels and product data sheets. Because the severity of graffiti varies from location to location, on-site testing should be conducted to determine the most appropriate graffiti control product and procedure for a particular project.

Christopher A. Moore
Project Testing Laboratory Technician

CAM



Laboratory Report

Pallet Tag Program Evaluation

Jolley Concrete & Block Danielson, CT

Project No. 0506-23 PTP

Prepared For:

**Jolley Concrete & Block
47 Junior Ave
Danielson, CT 06239**

Prepared By:

**PROSOCO, Inc.
August 2005**