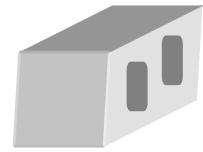




PALLET TAG PROGRAM LABORATORY REPORT



PROSOCO, Inc.

Page 1

TABLE OF CONTENTS

SAMPLES SUBMITTED	2
PURPOSE OF TEST	3
PRODUCTS EVALUATED	4
SECTION A – NEW CONSTRUCTION CLEANING	
DESCRIPTION OF PRODUCTS EVALUATED	5
TEST METHOD	5
TEST RESULTS	6-10
PHOTOGRAPHS	11-13
CONCLUSIONS	14
RECOMMENDATIONS	14
SECTION B – COLOR UNIFORMITY	
DESCRIPTION OF PRODUCTS EVALUATED	15
TEST METHOD	15
TEST RESULTS	16-20
PHOTOGRAPHS	21
CONCLUSIONS	22
RECOMMENDATIONS	22
SECTION C - PROTECTIVE WATER REPELLENTS	
DESCRIPTION OF PRODUCTS EVALUATED	23
TEST METHODS	23
TEST RESULTS	24-27
PHOTOGRAPHS	28
CONCLUSIONS	29
RECOMMENDATIONS	29
SECTION D – GRAFFITI CONTROL	
DESCRIPTION OF PRODUCTS EVALUATED	30
TEST METHOD	31
TEST RESULTS	32-36
PHOTOGRAPH	37
CONCLUSIONS	38
RECOMMENDATIONS	38

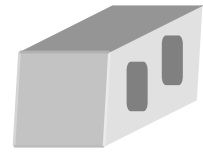
ATTACHMENTS

Technical Services TECH Note RILEM Tube Test Procedures

Product Data literature for all products evaluated



PALLET TAG PROGRAM LABORATORY REPORT



PROSOCO, Inc.

Page 2

FOR: Brian Koenings
cc: John Bourne
 Steve Dean
 Jim Lucas

SUBJECT: Chicago Block & Brick Company, Inc.
 Forest View, IL

DATE: January 12, 2005

PROJECT: 0411-07 PTP

SAMPLES SUBMITTED: Fourteen types of CMU's, split-face and smooth-face shells for each type.

Block	Name	Color	Size
Split-face CMU	Adobe	Light Tan	8" x 16" x 2"
Smooth-face CMU			
Split-face CMU	Alfalfa	Light Brown	
Smooth-face CMU			
Split-face CMU	Arctic White	White	
Smooth-face CMU			
Split-face CMU	Chicago Red	Red	
Smooth-face CMU			
Split-face CMU	Dusty Cream	Cream	
Smooth-face CMU			
Split-face CMU	Evening Rose	Red	
Smooth-face CMU			
Split-face CMU	Light-Weight Adobe	Tan	
Smooth-face CMU			
Split-face CMU	Light-Weight Natural	Gray	
Smooth-face CMU			
Split-face CMU	Mocha	Medium Brown	
Smooth-face CMU			
Split-face CMU	Natural	Gray	
Smooth-face CMU			
Split-face CMU	Persian Sand	Light Tan	
Smooth-face CMU			
Split-face CMU	Saddle Brown	Medium Brown	
Smooth-face CMU			
Split-face CMU	Shadow	Dark Gray	
Smooth-face CMU			
Split-face CMU	Terra Cotta	Red/Orange	
Smooth-face CMU			

Submitted by: Neil Finn (Chicago Block & Brick Company, Inc.)



PALLET TAG PROGRAM LABORATORY REPORT



PROSOCO, Inc.

Page 3

PURPOSE OF TESTING:

Fourteen integrally colored blocks each with a split-face and a smooth-face shell, with large, small and fine aggregate were submitted for testing using PROSOCO's new construction cleaning, water repellent products, and graffiti control products.

A. Cleaning Concrete Masonry Units: Sure Klean[®] Custom Masonry Cleaner and Sure Klean[®] Burnished Custom Masonry Cleaner were evaluated for removal of laboratory applied mortar.

To simulate new construction soiling, all concrete masonry units (CMU's) are placed on a bench with finished surface facing upward. Hollow cylinders measuring 50 mm in diameter and 75 mm tall are positioned on top of each CMU and filled with a wet mixture of Type S mortar. The wet, mortar-filled cylinder is allowed to remain in contact with the CMU for 10 minutes before removal.

Heavy deposits of mortar are removed with dry scraping after 24 hours. Prepared cleaning solutions are then evaluated for their effectiveness in removing residual Type S mortar staining after 3 days, 7 days, and 14 days of curing.

B. Color Uniformity Testing* - Sure Klean[®] Custom Masonry Cleaner and Sure Klean[®] Burnished Custom Masonry Cleaner were evaluated at various dilutions to determine the optimal concentration of cleaner that leaves the external surface looking most like the natural through-body color of the CMU. Color uniformity was evaluated by comparing aggregate exposure and surface pigment alternation/removal of each cleaned surface compared to the natural through-body color of the CMU.

Aggregate Exposure is the visual examination comparing aggregate exposure of the interior, through-body section of CMU to surfaces cleaned with selected product(s) at given dilutions.

Surface Pigment Alteration/Removal* is the visual examination comparing the pigmentation of the interior, through-body section of the CMU to surfaces cleaned with selected product(s) at given dilutions.

The following is the scale used for reporting results of both categories:

0 – Worst match to through-body	3 – Good match to through-body
1 – Poor match to through-body	4 – Best match to through-body
2 – Fair match to through-body	

NOTE: When cleaning integrally colored CMU's.

Integrally colored concrete masonry units (CMU's) frequently have high amounts of pigments concentrated on the surface of the cured concrete unit. Variation of surface pigment concentrations from one CMU to the next creates a blotchy appearance in the completed wall. Allowed to remain on the surface of the CMU, the weakly bound pigment will weather and streak, further detracting from the appearance of the completed CMU wall.

In addition to removing excess mortar and construction related soiling, the goal of any cleaning operation undertaken on an integrally colored CMU should include removal of unnaturally high concentrations of surface pigment. By revealing the natural through-body color on the integrally colored unit, the overall color uniformity and weathering resistance of the completed CMU wall is improved.

C. Protective Water Repellents – Sure Klean[®] Weather Seal Blok-Guard[®] & Graffiti Control and Consolideck[®] Saltguard[®] WB were evaluated for their ability to provide water repellency to the submitted samples.

D. Graffiti Control – Sure Klean[®] Weather Seal Blok-Guard[®] & Graffiti Control was evaluated for its ability to control graffiti on the submitted samples. Sure Klean[®] Fast Acting Stripper and Defacer Eraser[®] Graffiti Wipe were evaluated for their ability to remove graffiti from the submitted samples.



PALLET TAG PROGRAM LABORATORY REPORT



PROSOCO, Inc.

Page 4

PRODUCTS EVALUATED FOR CLEANING AND COLOR UNIFORMITY

Block Type	Product	Dilution
All Split-face CMU's	Sure Klean® Custom Masonry Cleaner	1:2, 1:4, 1:6
All Smooth-face CMU's	Sure Klean® Custom Masonry Cleaner	1:2, 1:4, 1:6
	Sure Klean® Burnished Custom Masonry Cleaner	1:2, 1:3

WATER REPELLENT PRODUCTS EVALUATED

Block Type	Product	Dilution
All Submitted CMU's	Sure Klean® Weather Seal Blok-Guard® & Graffiti Control	Concentrate
	Consolideck® Saltguard® WB	Concentrate

GRAFFITI CONTROL PRODUCTS EVALUATED

Block Type	Product	Dilution
All Submitted CMU's	Sure Klean® Weather Seal Blok-Guard® & Graffiti Control	Concentrate

GRAFFITI REMOVAL PRODUCTS EVALUATED

Block Type	Product	Dilution
All Submitted CMU's	Sure Klean® Fast Acting Stripper	Concentrate
	Defacer Eraser® Graffiti Wipe	Concentrate



PALLET TAG PROGRAM LABORATORY REPORT



SECTION A – CLEANING INTEGRALLY COLORED CMU's

DESCRIPTION OF PRODUCTS EVALUATED

These cleaning trials were conducted to determine the optimal cleaning/cure time combination.

Sure Klean® Custom Masonry Cleaner – A general purpose, concentrated acidic cleaner for most custom masonry and colored concrete. Removes concrete splashes, excess mortar, mud, heavy efflorescence and surface soiling, leaving the masonry clean and uniform with no acid burning or streaking. Liquid concentrate for dilution with 2-6 parts water. Apply by brush or low-pressure spray.

Sure Klean® Burnished Custom Masonry Cleaner – Removes common construction and atmospheric staining from custom masonry and other architectural concrete surfaces. This general-purpose, non-etching acidic cleaner removes rust, mud, oil, atmospheric dirt, mortar smears and other stains without altering the surface texture. Burnished Custom Masonry Cleaner adds depth to colors and brightens white matrices and exposed aggregate.

TEST METHOD – Cleaning

Dilution ratios refer to mixtures of parts concentrated cleaner : parts fresh water. Chemical cleaners were evaluated using the following procedure:

1. Prewet the surface with water.
2. Apply each cleaner at the appropriate dilutions.
3. Allow appropriate dwell time for each cleaner:
 - Custom Masonry Cleaner..... 3 minutes
 - Burnished Custom Masonry Cleaner3-5 minutes
4. Reapply the products and moderately agitate with a brush.
5. Pressure rinse thoroughly.*
6. Allow the surface to dry for at least 18 hours and visually examine.

* Pressure rinsing was conducted at approximately 1300 psi with a warm water flow rate of 1.9 gallons per minute.



PALLET TAG PROGRAM LABORATORY REPORT



PROSOCO, Inc.

Page 6

TEST RESULTS – Cleaning

% Removal of Type S Mortar

"Adobe" Split-face CMU				
Product	Dilution	3 day	7 day	14 day
Custom Masonry Cleaner	1:2	95%	95%	95%
Custom Masonry Cleaner	1:4	95%	95%	95%
Custom Masonry Cleaner	1:6	95%	95%	95%

"Adobe" Smooth-face CMU				
Product	Dilution	3 day	7 day	14 day
Custom Masonry Cleaner	1:2	100%	100%	100%
Custom Masonry Cleaner	1:4	100%	100%	100%
Custom Masonry Cleaner	1:6	100%	100%	100%
Burnished Custom Masonry Cleaner	1:2	100%	100%	95%
Burnished Custom Masonry Cleaner	1:3	100%	100%	90%

"Alfalfa" Split-face CMU				
Product	Dilution	3 day	7 day	14 day
Custom Masonry Cleaner	1:2	100%	95%	95%
Custom Masonry Cleaner	1:4	95%	90%	95%
Custom Masonry Cleaner	1:6	95%	90%	95%

"Alfalfa" Smooth-face CMU				
Product	Dilution	3 day	7 day	14 day
Custom Masonry Cleaner	1:2	100%	100%	95%
Custom Masonry Cleaner	1:4	100%	95%	95%
Custom Masonry Cleaner	1:6	100%	95%	95%
Burnished Custom Masonry Cleaner	1:2	100%	95%	95%
Burnished Custom Masonry Cleaner	1:3	100%	95%	95%

"Arctic White" Split-face CMU				
Product	Dilution	3 day	7 day	14 day
Custom Masonry Cleaner	1:2	95%	95%	95%
Custom Masonry Cleaner	1:4	95%	95%	95%
Custom Masonry Cleaner	1:6	95%	95%	95%

"Arctic White" Smooth-face CMU				
Product	Dilution	3 day	7 day	14 day
Custom Masonry Cleaner	1:2	100%	100%	95%
Custom Masonry Cleaner	1:4	100%	100%	95%
Custom Masonry Cleaner	1:6	100%	95%	95%
Burnished Custom Masonry Cleaner	1:2	95%	90%	90%
Burnished Custom Masonry Cleaner	1:3	95%	90%	90%



PALLET TAG PROGRAM LABORATORY REPORT



PROSOCO, Inc.

Page 7

TEST RESULTS – Cleaning

% Removal of Type S Mortar

"Chicago Red" Split-face CMU				
Product	Dilution	3 day	7 day	14 day
Custom Masonry Cleaner	1:2	95%	95%	95%
Custom Masonry Cleaner	1:4	95%	95%	95%
Custom Masonry Cleaner	1:6	95%	90%	90%

"Chicago Red" Smooth-face CMU				
Product	Dilution	3 day	7 day	14 day
Custom Masonry Cleaner	1:2	100%	95%	95%
Custom Masonry Cleaner	1:4	100%	95%	95%
Custom Masonry Cleaner	1:6	95%	90%	95%
Burnished Custom Masonry Cleaner	1:2	90%	90%	95%
Burnished Custom Masonry Cleaner	1:3	90%	90%	90%

"Dusty Cream" Split-face CMU				
Product	Dilution	3 day	7 day	14 day
Custom Masonry Cleaner	1:2	95%	100%	100%
Custom Masonry Cleaner	1:4	90%	90%	90%
Custom Masonry Cleaner	1:6	90%	90%	90%

"Dusty Cream" Smooth-face CMU				
Product	Dilution	3 day	7 day	14 day
Custom Masonry Cleaner	1:2	100%	95%	95%
Custom Masonry Cleaner	1:4	100%	95%	95%
Custom Masonry Cleaner	1:6	95%	90%	95%
Burnished Custom Masonry Cleaner	1:2	95%	95%	90%
Burnished Custom Masonry Cleaner	1:3	95%	90%	90%

"Evening Rose" Split-face CMU				
Product	Dilution	3 day	7 day	14 day
Custom Masonry Cleaner	1:2	95%	95%	95%
Custom Masonry Cleaner	1:4	95%	95%	95%
Custom Masonry Cleaner	1:6	90%	95%	95%

"Evening Rose" Smooth-face CMU				
Product	Dilution	3 day	7 day	14 day
Custom Masonry Cleaner	1:2	100%	95%	95%
Custom Masonry Cleaner	1:4	100%	95%	95%
Custom Masonry Cleaner	1:6	95%	90%	95%
Burnished Custom Masonry Cleaner	1:2	95%	95%	95%
Burnished Custom Masonry Cleaner	1:3	95%	95%	95%



PALLET TAG PROGRAM LABORATORY REPORT



PROSOCO, Inc.

Page 8

TEST RESULTS – Cleaning

% Removal of Type S Mortar

"Light-Weight Adobe" Split-face CMU				
Product	Dilution	3 day	7 day	14 day
Custom Masonry Cleaner	1:2	95%	95%	90%
Custom Masonry Cleaner	1:4	95%	95%	90%
Custom Masonry Cleaner	1:6	90%	90%	90%

"Light-Weight Adobe" Smooth-face CMU				
Product	Dilution	3 day	7 day	14 day
Custom Masonry Cleaner	1:2	100%	95%	95%
Custom Masonry Cleaner	1:4	100%	95%	95%
Custom Masonry Cleaner	1:6	100%	95%	95%
Burnished Custom Masonry Cleaner	1:2	95%	95%	95%
Burnished Custom Masonry Cleaner	1:3	95%	95%	90%

"Light-Weight Natural" Split-face CMU				
Product	Dilution	3 day	7 day	14 day
Custom Masonry Cleaner	1:2	100%	100%	100%
Custom Masonry Cleaner	1:4	100%	100%	100%
Custom Masonry Cleaner	1:6	100%	100%	100%

"Light-Weight Natural" Smooth-face CMU				
Product	Dilution	3 day	7 day	14 day
Custom Masonry Cleaner	1:2	100%	100%	100%
Custom Masonry Cleaner	1:4	100%	100%	100%
Custom Masonry Cleaner	1:6	100%	100%	100%
Burnished Custom Masonry Cleaner	1:2	100%	100%	95%
Burnished Custom Masonry Cleaner	1:3	100%	95%	95%

"Mocha" Split-face CMU				
Product	Dilution	3 day	7 day	14 day
Custom Masonry Cleaner	1:2	100%	100%	100%
Custom Masonry Cleaner	1:4	100%	100%	100%
Custom Masonry Cleaner	1:6	100%	100%	100%

"Mocha" Smooth-face CMU				
Product	Dilution	3 day	7 day	14 day
Custom Masonry Cleaner	1:2	100%	100%	100%
Custom Masonry Cleaner	1:4	100%	100%	100%
Custom Masonry Cleaner	1:6	100%	100%	100%
Burnished Custom Masonry Cleaner	1:2	95%	95%	95%
Burnished Custom Masonry Cleaner	1:3	95%	95%	95%



PALLET TAG PROGRAM LABORATORY REPORT



PROSOCO, Inc.

Page 9

TEST RESULTS – Cleaning

% Removal of Type S Mortar

"Natural" Split-face CMU				
Product	Dilution	3 day	7 day	14 day
Custom Masonry Cleaner	1:2	100%	100%	100%
Custom Masonry Cleaner	1:4	100%	100%	100%
Custom Masonry Cleaner	1:6	100%	100%	100%

"Natural" Smooth-face CMU				
Product	Dilution	3 day	7 day	14 day
Custom Masonry Cleaner	1:2	100%	100%	100%
Custom Masonry Cleaner	1:4	100%	100%	100%
Custom Masonry Cleaner	1:6	100%	100%	100%
Burnished Custom Masonry Cleaner	1:2	100%	100%	100%
Burnished Custom Masonry Cleaner	1:3	100%	100%	100%

"Persian Sand" Split-face CMU				
Product	Dilution	3 day	7 day	14 day
Custom Masonry Cleaner	1:2	95%	95%	100%
Custom Masonry Cleaner	1:4	95%	95%	95%
Custom Masonry Cleaner	1:6	95%	95%	95%

"Persian Sand" Smooth-face CMU				
Product	Dilution	3 day	7 day	14 day
Custom Masonry Cleaner	1:2	100%	100%	95%
Custom Masonry Cleaner	1:4	100%	95%	95%
Custom Masonry Cleaner	1:6	100%	95%	95%
Burnished Custom Masonry Cleaner	1:2	95%	90%	90%
Burnished Custom Masonry Cleaner	1:3	95%	90%	90%

"Saddle Brown" Split-face CMU				
Product	Dilution	3 day	7 day	14 day
Custom Masonry Cleaner	1:2	100%	100%	100%
Custom Masonry Cleaner	1:4	100%	100%	100%
Custom Masonry Cleaner	1:6	100%	100%	100%

"Saddle Brown" Smooth-face CMU				
Product	Dilution	3 day	7 day	14 day
Custom Masonry Cleaner	1:2	100%	100%	100%
Custom Masonry Cleaner	1:4	100%	100%	100%
Custom Masonry Cleaner	1:6	100%	100%	100%
Burnished Custom Masonry Cleaner	1:2	95%	95%	95%
Burnished Custom Masonry Cleaner	1:3	95%	95%	95%



PALLET TAG PROGRAM LABORATORY REPORT



PROSOCO, Inc.

Page 10

TEST RESULTS – Cleaning

% Removal of Type S Mortar

"Shadow" Split-face CMU				
Product	Dilution	3 day	7 day	14 day
Custom Masonry Cleaner	1:2	100%	100%	100%
Custom Masonry Cleaner	1:4	100%	100%	100%
Custom Masonry Cleaner	1:6	100%	100%	100%

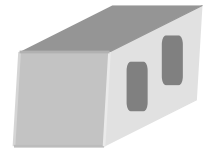
"Shadow" Smooth-face CMU				
Product	Dilution	3 day	7 day	14 day
Custom Masonry Cleaner	1:2	100%	100%	100%
Custom Masonry Cleaner	1:4	100%	100%	100%
Custom Masonry Cleaner	1:6	100%	100%	100%
Burnished Custom Masonry Cleaner	1:2	100%	95%	95%
Burnished Custom Masonry Cleaner	1:3	100%	95%	95%

"Terra Cotta" Split-face CMU				
Product	Dilution	3 day	7 day	14 day
Custom Masonry Cleaner	1:2	95%	95%	95%
Custom Masonry Cleaner	1:4	95%	95%	95%
Custom Masonry Cleaner	1:6	90%	90%	90%

"Terra Cotta" Smooth-face CMU				
Product	Dilution	3 day	7 day	14 day
Custom Masonry Cleaner	1:2	100%	95%	95%
Custom Masonry Cleaner	1:4	100%	90%	95%
Custom Masonry Cleaner	1:6	95%	90%	90%
Burnished Custom Masonry Cleaner	1:2	95%	95%	95%
Burnished Custom Masonry Cleaner	1:3	95%	90%	90%



PALLET TAG PROGRAM LABORATORY REPORT




PROSOCO, Inc.

Page 11

PHOTOGRAPHS- Cleaning

“Chicago Red” Split-face CMU; 3 Day Cleaning

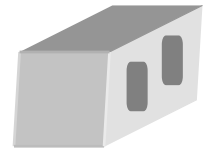


“Chicago Red” Smooth-face CMU; 3 Day Cleaning






PALLET TAG PROGRAM LABORATORY REPORT



PHOTOGRAPHS- Cleaning

“Chicago Red” Split-face CMU; 7 Day Cleaning



“Chicago Red” Smooth-face CMU; 7 Day Cleaning





PALLET TAG PROGRAM LABORATORY REPORT




PROSOCO, Inc.

Page 13

PHOTOGRAPHS- Cleaning

"Chicago Red" Split-face CMU; 14 Day Cleaning



"Chicago Red" Smooth-face CMU; 14 Day Cleaning





PALLET TAG PROGRAM LABORATORY REPORT



PROSOCO, Inc.

Page 14

CONCLUSIONS – Cleaning

Based on the test data, all of the submitted block samples were efficiently cleaned with a dilution of the selected PROSOCO Inc. cleaning product. Use higher concentrations and surface agitation to maximize aggregate exposure. Use low concentration and surface agitation to minimize aggregate exposure.

All dilutions of Sure Klean® Custom Masonry Cleaner and Sure Klean® Burnished Custom Masonry Cleaner tested affected the substrate in a similar manner, removing slight to heavy concentrations of pigmented matrix from the split-face and smooth-face blocks, exposing small and large aggregate, and enhancing the natural appearance of the integrally colored concrete masonry unit.

RECOMMENDED PRODUCTS AND DILUTIONS – CLEANING

Recommendations for cleaning for each type of CMU submitted by Chicago Block & Brick Company, Inc., Forest View, IL, are provided in the chart below. Recommendations are based on the optimum dilution for complete removal of mortar.

Block	New Construction Cleaning (Type S mortar, 14 day)
All Submitted Split-face CMU's	Sure Klean® Custom Masonry Cleaner (1:2) OR (1:4) OR (1:6)
All Submitted Smooth-face CMU's	Sure Klean® Burnished Custom Masonry Cleaner (1:2) OR (1:3) OR Sure Klean® Custom Masonry Cleaner (1:2) OR (1:4) OR (1:6)

The most appropriate cleaner and dilution should be determined on the specific job-site, and will be dependent primarily on the nature and severity of soiling present at that location. Pressure rinsing equipment providing at least 400 psi at 4-6 gpm delivered through a 15-40 degree fan spray often produces best cleaning results.

Apply all products in accordance with the manufacturer's recommendation provided on container labels and product data sheets. On-site testing should be conducted to determine the most appropriate cleaning product and procedures for a particular project. See product literature for additional application and product information.



PALLET TAG PROGRAM LABORATORY REPORT



SECTION B – COLOR UNIFORMITY:

DESCRIPTION OF PRODUCTS EVALUATED – Color Uniformity:

Sure Klean® Custom Masonry Cleaner – A general purpose, concentrated acidic cleaner for most custom masonry and colored concrete. Removes concrete splashes, excess mortar, mud, heavy efflorescence and surface soiling, leaving the masonry clean and uniform with no acid burning or streaking. Liquid concentrate for dilution with 2-6 parts water. Apply by brush or low-pressure spray.

Sure Klean® Burnished Custom Masonry Cleaner – Removes common construction and atmospheric staining from custom masonry and other architectural concrete surfaces. This general-purpose, non-etching acidic cleaner removes rust, mud, oil, atmospheric dirt, mortar smears and other stains without altering the surface texture. Burnished Custom Masonry Cleaner adds depth to colors and brightens white matrices and exposed aggregate.

TEST METHOD – Color Uniformity Testing:

Dilution ratios refer to mixtures of parts concentrated cleaner: parts fresh water. Chemical cleaners were evaluated using the following procedure:

1. Prewet the surface with water.
2. Apply each cleaner at the appropriate dilutions.
3. Allow appropriate dwell time, as specified.
 - Custom Masonry Cleaner..... 3 minutes
 - Burnished Custom Masonry Cleaner3-5 minutes
4. Reapply the products and moderately agitate with a brush.
5. Pressure rinse thoroughly.*
6. Allow the sample to dry for at least 18 hours and visually examine.
7. Break the sample in half and compare the through-body surfaces to the cleaned surfaces for the best match.

*Pressure rinsing was conducted at approximately 1300 psi with a warm water flow rate of 1.9 gallons per minute.



PALLET TAG PROGRAM LABORATORY REPORT



TEST RESULTS – Color Uniformity

Substrate: Split-face CMU		Pigment Color: “Adobe”	
Product	Dilution	Aggregate Exposure	Surface Pigment Alteration/Removal
Custom Masonry Cleaner	1:2	4	4
Custom Masonry Cleaner	1:4	4	4
Custom Masonry Cleaner	1:6	3	3
Substrate: Smooth-face CMU		Pigment Color: “Adobe”	
Product	Dilution	Aggregate Exposure	Surface Pigment Alteration/Removal
Custom Masonry Cleaner	1:2	4	4
Custom Masonry Cleaner	1:4	4	4
Custom Masonry Cleaner	1:6	4	4
Burnished Custom Masonry Cleaner	1:2	3	3
Burnished Custom Masonry Cleaner	1:3	3	3
Substrate: Split-face CMU		Pigment Color: “Alfalfa”	
Product	Dilution	Aggregate Exposure	Surface Pigment Alteration/Removal
Custom Masonry Cleaner	1:2	4	4
Custom Masonry Cleaner	1:4	4	4
Custom Masonry Cleaner	1:6	3	3
Substrate: Smooth-face CMU		Pigment Color: “Alfalfa”	
Product	Dilution	Aggregate Exposure	Surface Pigment Alteration/Removal
Custom Masonry Cleaner	1:2	4	4
Custom Masonry Cleaner	1:4	4	4
Custom Masonry Cleaner	1:6	4	4
Burnished Custom Masonry Cleaner	1:2	3	3
Burnished Custom Masonry Cleaner	1:3	3	3
Substrate: Split-face CMU		Pigment Color: “Arctic White”	
Product	Dilution	Aggregate Exposure	Surface Pigment Alteration/Removal
Custom Masonry Cleaner	1:2	4	4
Custom Masonry Cleaner	1:4	4	4
Custom Masonry Cleaner	1:6	3	3
Substrate: Smooth-face CMU		Pigment Color: “Arctic White”	
Product	Dilution	Aggregate Exposure	Surface Pigment Alteration/Removal
Custom Masonry Cleaner	1:2	4	4
Custom Masonry Cleaner	1:4	4	4
Custom Masonry Cleaner	1:6	4	4
Burnished Custom Masonry Cleaner	1:2	3	3
Burnished Custom Masonry Cleaner	1:3	3	3

Scale used for reporting results of both categories

- | | |
|--|---------------------------------------|
| 0 – Worst match to through-body | 3 – Good match to through-body |
| 1 – Poor match to through-body | 4 – Best match to through-body |
| 2 – Fair match to through-body | |



PALLET TAG PROGRAM LABORATORY REPORT



TEST RESULTS – Color Uniformity

Substrate: Split-face CMU		Pigment Color: “Chicago Red”	
Product	Dilution	Aggregate Exposure	Surface Pigment Alteration/Removal
Custom Masonry Cleaner	1:2	4	4
Custom Masonry Cleaner	1:4	4	4
Custom Masonry Cleaner	1:6	3	3
Substrate: Smooth-face CMU		Pigment Color: “Chicago Red”	
Product	Dilution	Aggregate Exposure	Surface Pigment Alteration/Removal
Custom Masonry Cleaner	1:2	4	4
Custom Masonry Cleaner	1:4	4	4
Custom Masonry Cleaner	1:6	4	4
Burnished Custom Masonry Cleaner	1:2	3	3
Burnished Custom Masonry Cleaner	1:3	3	3
Substrate: Split-face CMU		Pigment Color: “Dusty Cream”	
Product	Dilution	Aggregate Exposure	Surface Pigment Alteration/Removal
Custom Masonry Cleaner	1:2	4	4
Custom Masonry Cleaner	1:4	4	4
Custom Masonry Cleaner	1:6	3	3
Substrate: Smooth-face CMU		Pigment Color: “Dusty Cream”	
Product	Dilution	Aggregate Exposure	Surface Pigment Alteration/Removal
Custom Masonry Cleaner	1:2	4	4
Custom Masonry Cleaner	1:4	4	4
Custom Masonry Cleaner	1:6	4	4
Burnished Custom Masonry Cleaner	1:2	3	3
Burnished Custom Masonry Cleaner	1:3	3	3
Substrate: Split-face CMU		Pigment Color: “Evening Rose”	
Product	Dilution	Aggregate Exposure	Surface Pigment Alteration/Removal
Custom Masonry Cleaner	1:2	4	4
Custom Masonry Cleaner	1:4	4	4
Custom Masonry Cleaner	1:6	3	3
Substrate: Smooth-face CMU		Pigment Color: “Evening Rose”	
Product	Dilution	Aggregate Exposure	Surface Pigment Alteration/Removal
Custom Masonry Cleaner	1:2	4	4
Custom Masonry Cleaner	1:4	4	4
Custom Masonry Cleaner	1:6	4	4
Burnished Custom Masonry Cleaner	1:2	3	3
Burnished Custom Masonry Cleaner	1:3	3	3

Scale used for reporting results of both categories

- | | |
|--|---------------------------------------|
| 0 – Worst match to through-body | 3 – Good match to through-body |
| 1 – Poor match to through-body | 4 – Best match to through-body |
| 2 – Fair match to through-body | |



PALLET TAG PROGRAM LABORATORY REPORT



TEST RESULTS – Color Uniformity

Substrate: Split-face CMU		Pigment Color: “Light-Weight Adobe”	
Product	Dilution	Aggregate Exposure	Surface Pigment Alteration/Removal
Custom Masonry Cleaner	1:2	4	4
Custom Masonry Cleaner	1:4	4	4
Custom Masonry Cleaner	1:6	4	4
Substrate: Smooth-face CMU		Pigment Color: “Light-Weight Adobe”	
Product	Dilution	Aggregate Exposure	Surface Pigment Alteration/Removal
Custom Masonry Cleaner	1:2	4	4
Custom Masonry Cleaner	1:4	4	4
Custom Masonry Cleaner	1:6	4	4
Burnished Custom Masonry Cleaner	1:2	3	3
Burnished Custom Masonry Cleaner	1:3	3	3
Substrate: Split-face CMU		Pigment Color: “Light-Weight Natural”	
Product	Dilution	Aggregate Exposure	Surface Pigment Alteration/Removal
Custom Masonry Cleaner	1:2	4	4
Custom Masonry Cleaner	1:4	4	4
Custom Masonry Cleaner	1:6	4	4
Substrate: Smooth-face CMU		Pigment Color: “Light-Weight Natural”	
Product	Dilution	Aggregate Exposure	Surface Pigment Alteration/Removal
Custom Masonry Cleaner	1:2	4	4
Custom Masonry Cleaner	1:4	4	4
Custom Masonry Cleaner	1:6	4	4
Burnished Custom Masonry Cleaner	1:2	3	3
Burnished Custom Masonry Cleaner	1:3	3	3
Substrate: Split-face CMU		Pigment Color: “Mocha”	
Product	Dilution	Aggregate Exposure	Surface Pigment Alteration/Removal
Custom Masonry Cleaner	1:2	4	4
Custom Masonry Cleaner	1:4	4	4
Custom Masonry Cleaner	1:6	3	3
Substrate: Smooth-face CMU		Pigment Color: “Mocha”	
Product	Dilution	Aggregate Exposure	Surface Pigment Alteration/Removal
Custom Masonry Cleaner	1:2	4	4
Custom Masonry Cleaner	1:4	4	4
Custom Masonry Cleaner	1:6	4	4
Burnished Custom Masonry Cleaner	1:2	3	3
Burnished Custom Masonry Cleaner	1:3	3	3

Scale used for reporting results of both categories

- | | |
|--|---------------------------------------|
| 0 – Worst match to through-body | 3 – Good match to through-body |
| 1 – Poor match to through-body | 4 – Best match to through-body |
| 2 – Fair match to through-body | |



PALLET TAG PROGRAM LABORATORY REPORT



TEST RESULTS – Color Uniformity

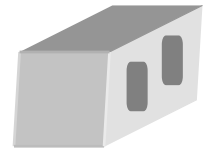
Substrate: Split-face CMU		Pigment Color: "Natural"	
Product	Dilution	Aggregate Exposure	Surface Pigment Alteration/Removal
Custom Masonry Cleaner	1:2	4	4
Custom Masonry Cleaner	1:4	4	4
Custom Masonry Cleaner	1:6	3	3
Substrate: Smooth-face CMU		Pigment Color: "Natural"	
Product	Dilution	Aggregate Exposure	Surface Pigment Alteration/Removal
Custom Masonry Cleaner	1:2	4	4
Custom Masonry Cleaner	1:4	4	4
Custom Masonry Cleaner	1:6	4	4
Burnished Custom Masonry Cleaner	1:2	3	3
Burnished Custom Masonry Cleaner	1:3	3	3
Substrate: Split-face CMU		Pigment Color: "Persian Sand"	
Product	Dilution	Aggregate Exposure	Surface Pigment Alteration/Removal
Custom Masonry Cleaner	1:2	4	4
Custom Masonry Cleaner	1:4	4	4
Custom Masonry Cleaner	1:6	3	3
Substrate: Smooth-face CMU		Pigment Color: "Persian Sand"	
Product	Dilution	Aggregate Exposure	Surface Pigment Alteration/Removal
Custom Masonry Cleaner	1:2	4	4
Custom Masonry Cleaner	1:4	4	4
Custom Masonry Cleaner	1:6	4	4
Burnished Custom Masonry Cleaner	1:2	3	3
Burnished Custom Masonry Cleaner	1:3	3	3
Substrate: Split-face CMU		Pigment Color: "Saddle Brown"	
Product	Dilution	Aggregate Exposure	Surface Pigment Alteration/Removal
Custom Masonry Cleaner	1:2	4	4
Custom Masonry Cleaner	1:4	4	4
Custom Masonry Cleaner	1:6	3	3
Substrate: Smooth-face CMU		Pigment Color: "Saddle Brown"	
Product	Dilution	Aggregate Exposure	Surface Pigment Alteration/Removal
Custom Masonry Cleaner	1:2	4	4
Custom Masonry Cleaner	1:4	4	4
Custom Masonry Cleaner	1:6	4	4
Burnished Custom Masonry Cleaner	1:2	3	3
Burnished Custom Masonry Cleaner	1:3	3	3

Scale used for reporting results of both categories

- | | |
|--|---------------------------------------|
| 0 – Worst match to through-body | 3 – Good match to through-body |
| 1 – Poor match to through-body | 4 – Best match to through-body |
| 2 – Fair match to through-body | |



PALLET TAG PROGRAM LABORATORY REPORT



TEST RESULTS – Color Uniformity

Substrate: Split-face CMU		Pigment Color: “Shadow”	
Product	Dilution	Aggregate Exposure	Surface Pigment Alteration/Removal
Custom Masonry Cleaner	1:2	4	4
Custom Masonry Cleaner	1:4	4	4
Custom Masonry Cleaner	1:6	3	3
Substrate: Smooth-face CMU		Pigment Color: “Shadow”	
Product	Dilution	Aggregate Exposure	Surface Pigment Alteration/Removal
Custom Masonry Cleaner	1:2	4	4
Custom Masonry Cleaner	1:4	4	4
Custom Masonry Cleaner	1:6	4	4
Burnished Custom Masonry Cleaner	1:2	3	3
Burnished Custom Masonry Cleaner	1:3	3	3
Substrate: Split-face CMU		Pigment Color: “Terra Cotta”	
Product	Dilution	Aggregate Exposure	Surface Pigment Alteration/Removal
Custom Masonry Cleaner	1:2	4	4
Custom Masonry Cleaner	1:4	4	4
Custom Masonry Cleaner	1:6	3	3
Substrate: Smooth-face CMU		Pigment Color: “Terra Cotta”	
Product	Dilution	Aggregate Exposure	Surface Pigment Alteration/Removal
Custom Masonry Cleaner	1:2	4	4
Custom Masonry Cleaner	1:4	4	4
Custom Masonry Cleaner	1:6	4	4
Burnished Custom Masonry Cleaner	1:2	3	3
Burnished Custom Masonry Cleaner	1:3	3	3

Scale used for reporting results of both categories

- | | |
|--|---------------------------------------|
| 0 – Worst match to through-body | 3 – Good match to through-body |
| 1 – Poor match to through-body | 4 – Best match to through-body |
| 2 – Fair match to through-body | |




PALLET TAG PROGRAM LABORATORY REPORT




PHOTOGRAPHS – Color Uniformity

“Chicago Red” Split-face CMU; Through-body

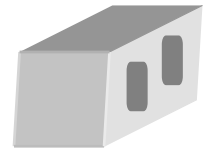


“Chicago Red” Smooth-face CMU; Through-body





PALLET TAG PROGRAM LABORATORY REPORT



CONCLUSIONS: COLOR UNIFORMITY:

Most dilutions of Sure Klean® Custom Masonry Cleaner and Sure Klean® Burnished Custom Masonry Cleaner tested affected the substrates in a similar manner. Higher concentrations of cleaner removed moderate to heavy concentrations of pigmented matrix, exposing small and large aggregate. Lower concentrations of cleaner removed slight to moderate concentrations of pigmented matrix, exposing small and large aggregate. All dilutions enhanced the natural appearance of the integrally colored CMU's.

RECOMMENDATIONS – COLOR UNIFORMITY

Recommendations for color uniformity for each type of CMU submitted by Chicago Block & Brick Company, Inc., Forest View, IL, are provided in the chart below. Recommendations are based on the optimum dilution that provides the best color uniformity.

Block	Color Uniformity
All Submitted Split-face CMU's	Sure Klean® Custom Masonry Cleaner (1:2) OR (1:4) OR (1:6)
All Submitted Smooth-face CMU's	Sure Klean® Burnished Custom Masonry Cleaner (1:2) OR (1:3) OR Sure Klean® Custom Masonry Cleaner (1:2) OR (1:4) OR (1:6)

The most appropriate cleaner and dilution should be determined on the specific job-site, and will be dependent primarily on the nature and severity of soiling present at that location. Pressure rinsing equipment providing at least 400 psi at 4-6 gpm delivered through a 15-40 degree fan spray often produces best cleaning results.

Apply all products in accordance with the manufacturer's recommendation provided on container labels and product data sheets. On-site testing should be conducted to determine the most appropriate cleaning product and procedures for a particular project. See product literature for additional application and product information.



PALLET TAG PROGRAM LABORATORY REPORT



PROSOCO, Inc.

Page 23

SECTION C – PROTECTIVE WATER REPELLENTS:

The testing described below evaluates the suitability of water repellent treatments.

The surface treatments evaluated were selected for their suitability for application based on the following selection criteria:

1. Weatherproofing properties
2. Color change
3. Ease of application

DESCRIPTIONS OF PRODUCTS EVALUATED – Protective Water Repellents:

Sure Klean® Weather Seal Blok-Guard® & Graffiti Control – A clear, solvent-based silicone elastomer formulated to weatherproof custom masonry units, cast stone, architectural concrete block, pre-cast concrete, wood and porous masonry. Blok-Guard® & Graffiti Control penetrates and fills pores to prevent water penetration through exterior walls exposed to normal weathering.

Consolideck® Saltguard® WB – A ready-to-use water-based, VOC compliant silane/siloxane water repellent and “chloride screen” for the protection of concrete and masonry surfaces. Saltguard® WB penetrates more deeply than conventional water- or solvent-based water repellents. Low odor and alkaline stable, Saltguard® WB is ideal for field or in-plant application to concrete and most masonry surfaces. Saltguard® WB protects horizontal and vertical surfaces from moisture intrusion and chemical attack of chloride salts.

SAMPLE PREPARATION – Protective Water Repellents:

The submitted blocks were scored, allowed to dry, and to reabsorb atmospheric humidity for 24 hours prior to treatment. The treatment method consisted of a wet-on-wet brush application. All treatments were allowed to cure at least 3 days prior to testing.

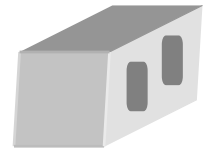
TEST METHODS – Protective Water Repellents:

Water Absorption Tube Test: RILEM II.4, 60 mph, 20 Minutes

The water absorption tube test simulating wind driven rain conditions was performed. This test simulates 60 mile per hour wind driven rain conditions for a period of 20 minutes. See Technical Services TECH Note RILEM Tube Test Procedures.



PALLET TAG PROGRAM LABORATORY REPORT



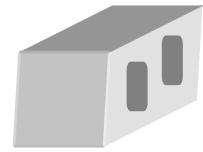
TEST RESULTS – Protective Water Repellents:

Water Absorption Tube Test: RILEM II.4, 60 mph, 20 Minutes

	RESULTS
"Adobe" Split-face CMU	
Untreated Control	<40 mph
Blok-Guard® & Graffiti Control	60 mph
Saltguard® WB	<40 mph
"Adobe" Smooth-face CMU	
Untreated Control	<40 mph
Blok-Guard® & Graffiti Control	60 mph
Saltguard® WB	<40 mph
"Alfalfa" Split-face CMU	
Untreated Control	<40 mph
Blok-Guard® & Graffiti Control	60 mph
Saltguard® WB	<40 mph
"Alfalfa" Smooth-face CMU	
Untreated Control	<40 mph
Blok-Guard® & Graffiti Control	60 mph
Saltguard® WB	<40 mph
"Arctic White" Split-face CMU	
Untreated Control	<40 mph
Blok-Guard® & Graffiti Control	60 mph
Saltguard® WB	<40 mph
"Arctic White" Smooth-face CMU	
Untreated Control	<40 mph
Blok-Guard® & Graffiti Control	60 mph
Saltguard® WB	<40 mph
"Chicago Red" Split-face CMU	
Untreated Control	<40 mph
Blok-Guard® & Graffiti Control	60 mph
Saltguard® WB	<40 mph
"Chicago Red" Smooth-face CMU	
Untreated Control	<40 mph
Blok-Guard® & Graffiti Control	60 mph
Saltguard® WB	<40 mph



PALLET TAG PROGRAM LABORATORY REPORT



PROSOCO, Inc.

Page 25

TEST RESULTS – Protective Water Repellents:

Water Absorption Tube Test: RILEM II.4, 60 mph, 20 Minutes

	RESULTS
"Dusty Cream" Split-face CMU	
Untreated Control	<40 mph
Blok-Guard® & Graffiti Control	60 mph
Saltguard® WB	<40 mph
"Dusty Cream" Smooth-face CMU	
Untreated Control	<40 mph
Blok-Guard® & Graffiti Control	60 mph
Saltguard® WB	<40 mph
"Evening Rose" Split-face CMU	
Untreated Control	<40 mph
Blok-Guard® & Graffiti Control	60 mph
Saltguard® WB	<40 mph
"Evening Rose" Smooth-face CMU	
Untreated Control	<40 mph
Blok-Guard® & Graffiti Control	60 mph
Saltguard® WB	<40 mph
"Light-Weight Adobe" Split-face CMU	
Untreated Control	<40 mph
Blok-Guard® & Graffiti Control	58 mph
Saltguard® WB	<40 mph
"Light-Weight Adobe" Smooth-face CMU	
Untreated Control	<40 mph
Blok-Guard® & Graffiti Control	60 mph
Saltguard® WB	<40 mph
"Light-Weight Natural" Split-face CMU	
Untreated Control	<40 mph
Blok-Guard® & Graffiti Control	57 mph
Saltguard® WB	<40 mph
"Light-Weight Natural" Smooth-face CMU	
Untreated Control	<40 mph
Blok-Guard® & Graffiti Control	60 mph
Saltguard® WB	<40 mph



PALLET TAG PROGRAM LABORATORY REPORT



PROSOCO, Inc.

Page 26

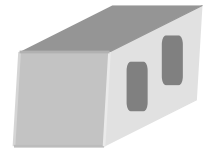
TEST RESULTS – Protective Water Repellents:

Water Absorption Tube Test: RILEM II.4, 60 mph, 20 Minutes

	RESULTS
"Mocha" Split-face CMU	
Untreated Control	<40 mph
Blok-Guard® & Graffiti Control	60 mph
Saltguard® WB	<40 mph
"Mocha" Smooth-face CMU	
Untreated Control	<40 mph
Blok-Guard® & Graffiti Control	60 mph
Saltguard® WB	<40 mph
"Natural " Split-face CMU	
Untreated Control	<40 mph
Blok-Guard® & Graffiti Control	60 mph
Saltguard® WB	<40 mph
"Natural " Smooth-face CMU	
Untreated Control	<40 mph
Blok-Guard® & Graffiti Control	60 mph
Saltguard® WB	<40 mph
"Persian Sand" Split-face CMU	
Untreated Control	<40 mph
Blok-Guard® & Graffiti Control	60 mph
Saltguard® WB	<40 mph
"Persian Sand" Smooth-face CMU	
Untreated Control	47 mph
Blok-Guard® & Graffiti Control	60 mph
Saltguard® WB	49 mph
"Saddle Brown" Split-face CMU	
Untreated Control	<40 mph
Blok-Guard® & Graffiti Control	59 mph
Saltguard® WB	<40 mph
"Saddle Brown" Smooth-face CMU	
Untreated Control	<40 mph
Blok-Guard® & Graffiti Control	60 mph
Saltguard® WB	<40 mph



PALLET TAG PROGRAM LABORATORY REPORT



PROSOCO, Inc.

Page 27

TEST RESULTS – Protective Water Repellents:

Water Absorption Tube Test: RILEM II.4, 60 mph, 20 Minutes

	RESULTS
"Shadow" Split-face CMU	
Untreated Control	<40 mph
Blok-Guard® & Graffiti Control	60 mph
Saltguard® WB	<40 mph
"Shadow" Smooth-face CMU	
Untreated Control	<40 mph
Blok-Guard® & Graffiti Control	60 mph
Saltguard® WB	<40 mph
"Terra Cotta" Split-face CMU	
Untreated Control	<40 mph
Blok-Guard® & Graffiti Control	60 mph
Saltguard® WB	<40 mph
"Terra Cotta" Smooth-face CMU	
Untreated Control	<40 mph
Blok-Guard® & Graffiti Control	60 mph
Saltguard® WB	<40 mph



PALLET TAG PROGRAM LABORATORY REPORT




PROSOCO, Inc.

Page 28

PHOTOGRAPHS- Protective Water Repellents

“Chicago Red” Split-face CMU- RILEM Testing





PALLET TAG PROGRAM LABORATORY REPORT



PROSOCO, Inc.

Page 29

CONCLUSIONS - Protective Water Repellents

Based upon laboratory evaluations, Sure Klean® Weather Seal Blok-Guard® & Graffiti Control provided excellent water repellency to all submitted samples. In addition, Sure Klean® Weather Seal Blok-Guard® & Graffiti Control enhanced the appearance of each CMU.

RECOMMENDATIONS - PROTECTIVE WATER REPELLENTS

Recommendations for water repellency treatment for each type of CMU submitted by Chicago Block & Brick Company, Inc., Forest View, IL, are provided in the chart below. Recommendations are based on the treatment that proved most effective and can provide water repellency on all types submitted.

Block Type	Water Repellents
All Submitted CMU's	Sure Klean® Weather Seal Blok-Guard® & Graffiti Control

Apply all products in accordance with the manufacturer's recommendation provided on container labels and product data sheets. On-site testing should be conducted to determine the most appropriate water repellent product and procedures for a particular project. See product literature for additional application and product information.



PALLET TAG PROGRAM LABORATORY REPORT



PROSOCO, Inc.

Page 30

SECTION D – GRAFFITI CONTROL

DESCRIPTION OF PRODUCTS EVALUATED

These trials were conducted to determine the optimal graffiti control treatment.

Graffiti Control Treatments

Sure Klean® Weather Seal Blok-Guard® & Graffiti Control – A clear, solvent-based silicone elastomer formulated to weatherproof concrete block and other porous masonry material. Sure Klean® Weather Seal Blok-Guard® & Graffiti Control protects masonry surfaces from repeated graffiti attacks without altering the natural appearance.

Products Evaluated for Graffiti Removal

Defacer Eraser® Graffiti Wipe – An easy-to-use graffiti remover that does not contain methanol, methylene chloride or other “halogenated” solvents prohibited on many projects. Graffiti Wipe removes a variety of graffiti stains from most smooth masonry, wood and metal surfaces.

Sure Klean® Fast Acting Stripper – A thixotropic stripping compound formulated specifically for removal of high strength paints and coatings such as epoxies, polyurethanes, and floor enamels. Additionally, Fast Acting Stripper dissolves most spray paints, marking pens, lacquers and other graffiti.

Graffiti Agents

Interior/Exterior Spray Paint (Red)
Permanent Marker (Green)
Permanent Marker (Red)
Permanent Marker (Black)



PALLET TAG PROGRAM LABORATORY REPORT



SAMPLE PREPARATION – Graffiti Control

This evaluation compares the effectiveness in preventing staining of enamel spray paint and permanent markers.

Sections of the concrete samples were treated with one coat of Sure Klean® Weather Seal Blok-Guard® & Graffiti Control, in accordance with PROSOCO, Inc.’s Product Guide application instructions and then allowed to cure for at least one day. At the end of the one-day cure period, a visual adverse effects evaluation was made and then the graffiti agents were applied to the substrates.

Spray paint and markers were applied as graffiti agents to all treated surfaces no sooner than one day following application of Sure Klean® Weather Seal Blok-Guard® & Graffiti Control. Removal of the graffiti agents was attempted 24 hours after application of the graffiti agents, using Defacer Eraser® Graffiti Wipe and Sure Klean® Fast Acting Stripper.

TEST METHOD – Graffiti Control

Chemical cleaners were evaluated using the following procedure:

1. Apply the product to a dry surface, soiled with graffiti.
2. Allow appropriate dwell time:

Graffiti Wipe.....	5 minutes
Fast Acting Stripper	20 minutes
3. Pressure rinse thoroughly until water runs clear. *
4. Allow the surface to dry thoroughly and visually examine to determine effectiveness.

* Pressure rinsing was conducted at approximately 1300 psi with a warm water flow rate of 1.9 gallons per minute.



PALLET TAG PROGRAM LABORATORY REPORT



TEST RESULTS – Graffiti Control

"Adobe" Split-face CMU					
Untreated Control	Red Paint	Black Marker	Green Marker	Red Marker	% Avg. Removal
Fast Acting Stripper	30%	40%	30%	30%	33%
Graffiti Wipe	30%	20%	30%	30%	28%
Blok-Guard® & Graffiti Control	Red Paint	Black Marker	Green Marker	Red Marker	% Avg. Removal
Fast Acting Stripper	90%	95%	90%	95%	93%
Graffiti Wipe	90%	95%	90%	90%	91%
"Adobe" Smooth-face CMU					
Untreated Control	Red Paint	Black Marker	Green Marker	Red Marker	% Avg. Removal
Fast Acting Stripper	80%	85%	20%	50%	59%
Graffiti Wipe	80%	10%	20%	20%	33%
Blok-Guard® & Graffiti Control	Red Paint	Black Marker	Green Marker	Red Marker	% Avg. Removal
Fast Acting Stripper	95%	95%	90%	95%	94%
Graffiti Wipe	95%	90%	90%	90%	91%
"Alfalfa" Split-face CMU					
Untreated Control	Red Paint	Black Marker	Green Marker	Red Marker	% Avg. Removal
Fast Acting Stripper	10%	90%	50%	70%	55%
Graffiti Wipe	10%	10%	30%	30%	20%
Blok-Guard® & Graffiti Control	Red Paint	Black Marker	Green Marker	Red Marker	% Avg. Removal
Fast Acting Stripper	80%	95%	95%	95%	91%
Graffiti Wipe	80%	95%	90%	90%	89%
"Alfalfa" Smooth-face CMU					
Untreated Control	Red Paint	Black Marker	Green Marker	Red Marker	% Avg. Removal
Fast Acting Stripper	30%	50%	60%	60%	50%
Graffiti Wipe	30%	20%	30%	30%	28%
Blok-Guard® & Graffiti Control	Red Paint	Black Marker	Green Marker	Red Marker	% Avg. Removal
Fast Acting Stripper	80%	95%	90%	90%	89%
Graffiti Wipe	80%	95%	90%	90%	89%
"Arctic White" Split-face CMU					
Untreated Control	Red Paint	Black Marker	Green Marker	Red Marker	% Avg. Removal
Fast Acting Stripper	10%	40%	20%	20%	23%
Graffiti Wipe	10%	20%	20%	20%	18%
Blok-Guard® & Graffiti Control	Red Paint	Black Marker	Green Marker	Red Marker	% Avg. Removal
Fast Acting Stripper	75%	95%	90%	95%	89%
Graffiti Wipe	75%	80%	90%	90%	84%
"Arctic White" Smooth-face CMU					
Untreated Control	Red Paint	Black Marker	Green Marker	Red Marker	% Avg. Removal
Fast Acting Stripper	85%	85%	30%	30%	58%
Graffiti Wipe	85%	20%	30%	30%	41%
Blok-Guard® & Graffiti Control	Red Paint	Black Marker	Green Marker	Red Marker	% Avg. Removal
Fast Acting Stripper	100%	95%	90%	95%	95%
Graffiti Wipe	100%	90%	90%	95%	94%



PALLET TAG PROGRAM LABORATORY REPORT



TEST RESULTS – Graffiti Control

"Chicago Red" Split-face CMU					
Untreated Control	Red Paint	Black Marker	Green Marker	Red Marker	% Avg. Removal
Fast Acting Stripper	20%	95%	30%	30%	44%
Graffiti Wipe	20%	20%	30%	30%	25%
Blok-Guard® & Graffiti Control	Red Paint	Black Marker	Green Marker	Red Marker	% Avg. Removal
Fast Acting Stripper	85%	95%	90%	95%	91%
Graffiti Wipe	85%	90%	90%	95%	90%
"Chicago Red" Smooth-face CMU					
Untreated Control	Red Paint	Black Marker	Green Marker	Red Marker	% Avg. Removal
Fast Acting Stripper	85%	95%	95%	95%	93%
Graffiti Wipe	85%	80%	95%	95%	89%
Blok-Guard® & Graffiti Control	Red Paint	Black Marker	Green Marker	Red Marker	% Avg. Removal
Fast Acting Stripper	100%	99%	99%	99%	99%
Graffiti Wipe	100%	95%	95%	95%	96%
"Dusty Cream" Split-face CMU					
Untreated Control	Red Paint	Black Marker	Green Marker	Red Marker	% Avg. Removal
Fast Acting Stripper	30%	40%	30%	30%	33%
Graffiti Wipe	30%	20%	30%	30%	28%
Blok-Guard® & Graffiti Control	Red Paint	Black Marker	Green Marker	Red Marker	% Avg. Removal
Fast Acting Stripper	90%	95%	90%	95%	93%
Graffiti Wipe	90%	95%	90%	90%	91%
"Dusty Cream" Smooth-face CMU					
Untreated Control	Red Paint	Black Marker	Green Marker	Red Marker	% Avg. Removal
Fast Acting Stripper	80%	85%	20%	50%	59%
Graffiti Wipe	80%	10%	20%	20%	33%
Blok-Guard® & Graffiti Control	Red Paint	Black Marker	Green Marker	Red Marker	% Avg. Removal
Fast Acting Stripper	95%	95%	90%	95%	94%
Graffiti Wipe	95%	90%	90%	90%	91%
"Evening Rose" Split-face CMU					
Untreated Control	Red Paint	Black Marker	Green Marker	Red Marker	% Avg. Removal
Fast Acting Stripper	20%	90%	20%	40%	43%
Graffiti Wipe	20%	30%	20%	40%	28%
Blok-Guard® & Graffiti Control	Red Paint	Black Marker	Green Marker	Red Marker	% Avg. Removal
Fast Acting Stripper	80%	95%	80%	95%	88%
Graffiti Wipe	80%	90%	80%	90%	85%
"Evening Rose" Smooth-face CMU					
Untreated Control	Red Paint	Black Marker	Green Marker	Red Marker	% Avg. Removal
Fast Acting Stripper	70%	30%	40%	30%	43%
Graffiti Wipe	70%	10%	40%	30%	38%
Blok-Guard® & Graffiti Control	Red Paint	Black Marker	Green Marker	Red Marker	% Avg. Removal
Fast Acting Stripper	95%	90%	90%	90%	91%
Graffiti Wipe	95%	90%	90%	90%	91%



PALLET TAG PROGRAM LABORATORY REPORT

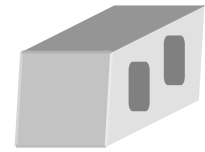


TEST RESULTS – Graffiti Control

"Light-Weight Adobe" Split-face CMU					
Untreated Control	Red Paint	Black Marker	Green Marker	Red Marker	% Avg. Removal
Fast Acting Stripper	60%	95%	30%	40%	56%
Graffiti Wipe	60%	20%	30%	40%	38%
Blok-Guard® & Graffiti Control	Red Paint	Black Marker	Green Marker	Red Marker	% Avg. Removal
Fast Acting Stripper	95%	100%	90%	95%	95%
Graffiti Wipe	95%	99%	90%	90%	94%
"Light-Weight Adobe" Smooth-face CMU					
Untreated Control	Red Paint	Black Marker	Green Marker	Red Marker	% Avg. Removal
Fast Acting Stripper	80%	90%	30%	40%	60%
Graffiti Wipe	80%	20%	20%	20%	35%
Blok-Guard® & Graffiti Control	Red Paint	Black Marker	Green Marker	Red Marker	% Avg. Removal
Fast Acting Stripper	99%	95%	95%	95%	96%
Graffiti Wipe	99%	95%	90%	90%	94%
"Light-Weight Natural" Split-face CMU					
Untreated Control	Red Paint	Black Marker	Green Marker	Red Marker	% Avg. Removal
Fast Acting Stripper	20%	95%	30%	80%	56%
Graffiti Wipe	30%	20%	30%	70%	38%
Blok-Guard® & Graffiti Control	Red Paint	Black Marker	Green Marker	Red Marker	% Avg. Removal
Fast Acting Stripper	90%	95%	90%	90%	91%
Graffiti Wipe	90%	95%	90%	90%	91%
"Light-Weight Natural" Smooth-face CMU					
Untreated Control	Red Paint	Black Marker	Green Marker	Red Marker	% Avg. Removal
Fast Acting Stripper	85%	60%	40%	50%	59%
Graffiti Wipe	85%	20%	30%	30%	41%
Blok-Guard® & Graffiti Control	Red Paint	Black Marker	Green Marker	Red Marker	% Avg. Removal
Fast Acting Stripper	95%	95%	95%	95%	95%
Graffiti Wipe	95%	90%	90%	90%	91%
"Mocha" Split-face CMU					
Untreated Control	Red Paint	Black Marker	Green Marker	Red Marker	% Avg. Removal
Fast Acting Stripper	30%	90%	40%	50%	53%
Graffiti Wipe	30%	20%	40%	40%	33%
Blok-Guard® & Graffiti Control	Red Paint	Black Marker	Green Marker	Red Marker	% Avg. Removal
Fast Acting Stripper	95%	100%	95%	95%	96%
Graffiti Wipe	95%	100%	95%	95%	96%
"Mocha" Smooth-face CMU					
Untreated Control	Red Paint	Black Marker	Green Marker	Red Marker	% Avg. Removal
Fast Acting Stripper	70%	90%	95%	90%	86%
Graffiti Wipe	70%	70%	70%	70%	70%
Blok-Guard® & Graffiti Control	Red Paint	Black Marker	Green Marker	Red Marker	% Avg. Removal
Fast Acting Stripper	90%	90%	95%	95%	93%
Graffiti Wipe	95%	90%	95%	95%	94%



PALLET TAG PROGRAM LABORATORY REPORT



TEST RESULTS – Graffiti Control

"Natural" Split-face CMU					
Untreated Control	Red Paint	Black Marker	Green Marker	Red Marker	% Avg. Removal
Fast Acting Stripper	30%	90%	30%	40%	48%
Graffiti Wipe	30%	20%	20%	20%	23%
Blok-Guard® & Graffiti Control	Red Paint	Black Marker	Green Marker	Red Marker	% Avg. Removal
Fast Acting Stripper	75%	95%	80%	95%	86%
Graffiti Wipe	75%	85%	80%	85%	81%
"Natural" Smooth-face CMU					
Untreated Control	Red Paint	Black Marker	Green Marker	Red Marker	% Avg. Removal
Fast Acting Stripper	20%	95%	80%	80%	69%
Graffiti Wipe	20%	20%	60%	40%	35%
Blok-Guard® & Graffiti Control	Red Paint	Black Marker	Green Marker	Red Marker	% Avg. Removal
Fast Acting Stripper	99%	99%	99%	95%	98%
Graffiti Wipe	99%	99%	99%	90%	97%
"Persian Sand" Split-face CMU					
Untreated Control	Red Paint	Black Marker	Green Marker	Red Marker	% Avg. Removal
Fast Acting Stripper	20%	90%	30%	50%	48%
Graffiti Wipe	20%	20%	30%	50%	30%
Blok-Guard® & Graffiti Control	Red Paint	Black Marker	Green Marker	Red Marker	% Avg. Removal
Fast Acting Stripper	85%	90%	90%	95%	90%
Graffiti Wipe	85%	90%	90%	90%	89%
"Persian Sand" Smooth-face CMU					
Untreated Control	Red Paint	Black Marker	Green Marker	Red Marker	% Avg. Removal
Fast Acting Stripper	40%	85%	85%	40%	63%
Graffiti Wipe	30%	30%	85%	40%	46%
Blok-Guard® & Graffiti Control	Red Paint	Black Marker	Green Marker	Red Marker	% Avg. Removal
Fast Acting Stripper	95%	95%	90%	95%	94%
Graffiti Wipe	95%	90%	90%	90%	91%
"Saddle Brown" Split-face CMU					
Untreated Control	Red Paint	Black Marker	Green Marker	Red Marker	% Avg. Removal
Fast Acting Stripper	30%	90%	80%	80%	70%
Graffiti Wipe	30%	20%	80%	80%	53%
Blok-Guard® & Graffiti Control	Red Paint	Black Marker	Green Marker	Red Marker	% Avg. Removal
Fast Acting Stripper	85%	100%	95%	95%	94%
Graffiti Wipe	85%	100%	95%	95%	94%
"Saddle Brown" Smooth-face CMU					
Untreated Control	Red Paint	Black Marker	Green Marker	Red Marker	% Avg. Removal
Fast Acting Stripper	40%	90%	90%	80%	75%
Graffiti Wipe	30%	20%	90%	80%	55%
Blok-Guard® & Graffiti Control	Red Paint	Black Marker	Green Marker	Red Marker	% Avg. Removal
Fast Acting Stripper	90%	100%	95%	95%	95%
Graffiti Wipe	90%	95%	90%	90%	91%



PALLET TAG PROGRAM LABORATORY REPORT



PROSOCO, Inc.

Page 36

TEST RESULTS – Graffiti Control

"Shadow" Split-face CMU					
Untreated Control	Red Paint	Black Marker	Green Marker	Red Marker	% Avg. Removal
Fast Acting Stripper	20%	95%	20%	30%	41%
Graffiti Wipe	10%	30%	20%	30%	23%
Blok-Guard® & Graffiti Control	Red Paint	Black Marker	Green Marker	Red Marker	% Avg. Removal
Fast Acting Stripper	90%	100%	90%	90%	93%
Graffiti Wipe	90%	100%	90%	90%	93%
"Shadow" Smooth-face CMU					
Untreated Control	Red Paint	Black Marker	Green Marker	Red Marker	% Avg. Removal
Fast Acting Stripper	80%	95%	90%	85%	88%
Graffiti Wipe	80%	10%	90%	85%	66%
Blok-Guard® & Graffiti Control	Red Paint	Black Marker	Green Marker	Red Marker	% Avg. Removal
Fast Acting Stripper	100%	100%	95%	95%	98%
Graffiti Wipe	100%	100%	95%	95%	98%
"Terra Cotta" Split-face CMU					
Untreated Control	Red Paint	Black Marker	Green Marker	Red Marker	% Avg. Removal
Fast Acting Stripper	20%	90%	30%	80%	55%
Graffiti Wipe	20%	20%	30%	80%	38%
Blok-Guard® & Graffiti Control	Red Paint	Black Marker	Green Marker	Red Marker	% Avg. Removal
Fast Acting Stripper	85%	90%	95%	90%	90%
Graffiti Wipe	90%	95%	90%	90%	91%
"Terra Cotta" Smooth-face CMU					
Untreated Control	Red Paint	Black Marker	Green Marker	Red Marker	% Avg. Removal
Fast Acting Stripper	80%	90%	95%	90%	89%
Graffiti Wipe	80%	20%	95%	90%	71%
Blok-Guard® & Graffiti Control	Red Paint	Black Marker	Green Marker	Red Marker	% Avg. Removal
Fast Acting Stripper	95%	95%	95%	95%	90%
Graffiti Wipe	95%	90%	95%	95%	94%



PALLET TAG PROGRAM LABORATORY REPORT




PROSOCO, Inc.

Page 37

PHOTOGRAPHS – Graffiti Control


“Light-Weight Adobe” Split-face CMU Before Graffiti Removal



Sure Klean® Weather Seal Blok-Guard® and Graffiti Control

Untreated Control

“Light-Weight Adobe” Split-face CMU After Graffiti Removal



Sure Klean®
Fast Acting
Stripper

Defacer
Eraser®
Graffiti Wipe

Sure Klean®
Fast Acting
Stripper

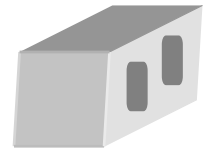
Defacer
Eraser®
Graffiti Wipe

Sure Klean® Weather Seal Blok-Guard® and Graffiti Control

Untreated Control



PALLET TAG PROGRAM LABORATORY REPORT



CONCLUSIONS – Graffiti Control

Based upon laboratory evaluations, graffiti removal was improved when the submitted samples were treated with Sure Klean® Weather Seal Blok-Guard® & Graffiti Control prior to graffiti application. In addition, Sure Klean® Weather Seal Blok-Guard® & Graffiti Control enhanced the appearance of the CMU's.

RECOMMENDATIONS – GRAFFITI CONTROL

Recommendations for graffiti control treatment for each type of CMU submitted by Chicago Block & Brick Company, Inc., Forest View, IL, are provided in the chart below. Recommendations are based on the treatment that proved most effective for providing graffiti repellency and the product that was most effective at removing the graffiti on all types submitted.

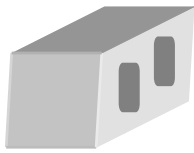
Block Type	Graffiti Repellent	Graffiti Removers
All Submitted CMU's	Sure Klean® Weather Seal Blok-Guard® & Graffiti Control	Sure Klean® Fast Acting Stripper OR Defacer Eraser® Graffiti Wipe

Apply all products in accordance with the manufacturer's recommendation provided on container labels and product data sheets. Because the severity of graffiti varies from location to location, on-site testing should be conducted to determine the most appropriate graffiti control product and procedure for a particular project.

For the most severe graffiti cases Sure Klean® Fast Acting Stripper is recommended for job-site testing. For mild graffiti cases, Defacer Eraser® Graffiti Wipe is recommended for job-site testing. See product literature for additional application and product information.

Christopher A. Moore
Project Testing Laboratory Technician

CAM



Laboratory Report

Pallet Tag Program Evaluation

**Chicago Block & Brick Company, Inc.
Forest View, IL**

Project No. 0411-07 PTP

Prepared For:

**Chicago Block & Brick Company, Inc.
6400 W Canal Bank Rd
Forest View, IL 60402**

Prepared By:



***PROSOCO, Inc.
January 2005***