



# PALLET TAG PROGRAM LABORATORY REPORT



**PROSOCO, Inc.**

**Page 1**

## TABLE OF CONTENTS

SAMPLES SUBMITTED .....	2
PURPOSE OF TEST .....	3
PRODUCTS EVALUATED .....	4
<b>SECTION A – CLEANING INTEGRALLY COLORED CMU's</b>	
DESCRIPTION OF PRODUCTS EVALUATED .....	5
TEST METHOD .....	5
TEST RESULTS .....	6-8
PHOTOGRAPHS OF CMU CLEANING .....	9-12
CONCLUSIONS .....	13
RECOMMENDATIONS .....	13
<b>SECTION B – COLOR UNIFORMITY</b>	
DESCRIPTION OF PRODUCTS EVALUATED .....	14
TEST METHOD .....	14
TEST RESULTS .....	15-18
PHOTOGRAPHS OF CMU COLOR UNIFORMITY TESTING .....	19
CONCLUSIONS .....	20
RECOMMENDATIONS .....	20
<b>SECTION C - PROTECTIVE WATER REPELLENTS</b>	
DESCRIPTION OF PRODUCTS EVALUATED .....	21
TEST METHODS .....	21
TEST RESULTS .....	22-24
PHOTOGRAPHS OF CMU WATER REPELLENCY .....	25
CONCLUSIONS .....	26
RECOMMENDATIONS .....	26
<b>SECTION D – GRAFFITI CONTROL</b>	
DESCRIPTION OF PRODUCTS EVALUATED .....	27
TEST METHOD .....	28
TEST RESULTS .....	29-32
PHOTOGRAPH OF CMU GRAFFITI TESTING .....	33
CONCLUSIONS .....	34
RECOMMENDATIONS .....	34

## ATTACHMENTS

Technical Services TECH Note RILEM Tube Test Procedures

Product Data literature for all products evaluated



# PALLET TAG PROGRAM LABORATORY REPORT



**PROSOCO, Inc.**

**Page 2**

**FOR:** Kevin Gwinn  
**cc:** John Bourne  
Steve Dean

**SUBJECT:** WW Thompson Concrete  
Brainerd, MN

**DATE:** September 10, 2004

**PROJECT:** PTP 0405-09

**SAMPLES SUBMITTED:** Eight types of CMU's, all with a split-face side and a smooth-face side, all with "Dry Blok" integral water repellent.

Block	Name	Color	Size
Split-face CMU	“1”	Gray	16” x 8” x 4”
Smooth-face CMU	“1”		
Split-face CMU	“2”	Tan	
Smooth-face CMU	“2”		
Split-face CMU	“3”	Dark Brown	
Smooth-face CMU	“3”		
Split-face CMU	“4”	Charcoal	
Smooth-face CMU	“4”		
Split-face CMU	“5”	Polar Ice	
Smooth-face CMU	“5”		
Split-face CMU	“6”	Light	
Smooth-face CMU	“6”		
Split-face CMU	“7”	Medium	
Smooth-face CMU	“7”		
Split-face CMU	“8”	Dark	
Smooth-face CMU	“8”		

Submitted by: Kevin Gwinn



# PALLET TAG PROGRAM LABORATORY REPORT



**PROSOCO, Inc.**

**Page 3**

---

## PURPOSE OF TESTING:

8 integrally colored split-face and smooth-face blocks; all with large, small and fine aggregate were submitted for testing using PROSOCO's new construction cleaning, water repellent products, and graffiti control products.

**A. Cleaning Concrete Masonry Units:** Sure Klean® Custom Masonry Cleaner and Sure Klean® Burnished Custom Masonry Cleaner were evaluated for removal of laboratory applied mortar.

To simulate new construction soiling, all concrete masonry units (CMU's) are placed on a bench with finished surface facing upward. Hollow cylinders measuring 50 mm in diameter and 75 mm tall are positioned on top of each CMU and filled with a wet mixture of Type M mortar supplied by WW Thompson Concrete. The wet, mortar-filled cylinder is allowed to remain in contact with the CMU for 10 minutes before removal.

Heavy deposits of mortar are removed with dry scraping after 24 hours. Prepared cleaning solutions are then evaluated for their effectiveness in removing residual Type M Mortar staining after 1 day, 3 days, 7 days, and 14 days of curing\*.

**B. Color Uniformity Testing\*** - Sure Klean® Custom Masonry Cleaner and Sure Klean® Burnished Custom Masonry Cleaner were evaluated at various dilutions to determine the optimal concentration of cleaner that leaves the external surface looking most like the natural through-body color of the CMU. Color uniformity was evaluated by comparing aggregate exposure and surface pigment alternation/removal of each cleaned surface compared to the natural through-body color of the CMU.

Aggregate Exposure is the visual examination comparing aggregate exposure of the interior, through-body section of CMU to surfaces cleaned with selected product(s) at given dilutions.

Surface Pigment Alteration/Removal\* is the visual examination comparing the pigmentation of the interior, through-body section of the CMU to surfaces cleaned with selected product(s) at given dilutions.

The following is the scale used for reporting results of both categories:

- |  |                                       |
|--|---------------------------------------|
| 0 – <b>Worst</b> match to through-body | 3 – <b>Good</b> match to through-body |
| 1 – <b>Poor</b> match to through-body  | 4 – <b>Best</b> match to through-body |
| 2 – <b>Fair</b> match to through-body  |                                       |

## **NOTE: When cleaning integrally colored CMU.**

Integrally colored concrete masonry units (CMU's) frequently have high amounts of pigments concentrated on the surface of the cured concrete unit. Variation of surface pigment concentrations from one CMU to the next creates a blotchy appearance in the completed wall. Allowed to remain on the surface of the CMU, the weakly bound pigment will weather and streak, further detracting from the appearance of the completed CMU wall.

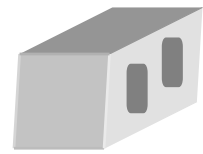
In addition to removing excess mortar and construction related soiling, the goal of any cleaning operation undertaken on an integrally colored CMU should include removal of unnaturally high concentrations of surface pigment. By revealing the natural through-body color on the integrally colored unit, the overall color uniformity and weathering resistance of the completed CMU wall is improved.

**C. Protective Water Repellents** – Sure Klean® Custom Masonry Sealer and Sure Klean® Weather Seal Siloxane WB Concentrate (1:9) were evaluated for their ability to provide water repellency to the submitted samples.

**D. Graffiti Control** – Sure Klean® Custom Masonry Sealer was evaluated for its ability to control graffiti on the submitted samples. Sure Klean® Fast Acting Stripper and Defacer Eraser® Graffiti Wipe were evaluated for their ability to remove graffiti from the submitted samples.



# PALLET TAG PROGRAM LABORATORY REPORT



**PROSOCO, Inc.**

**Page 4**

## PRODUCTS EVALUATED FOR CLEANING AND COLOR UNIFORMITY

Block Type	Product	Dilution
All Submitted CMU's	Sure Klean® Custom Masonry Cleaner	1:2, 1:4, 1:6
	Sure Klean® Burnished Custom Masonry Cleaner	1:2, 1:3

## WATER REPELLENT PRODUCTS EVALUATED

Block Type	Product	Dilution
All Submitted CMU's	Sure Klean® Custom Masonry Sealer	Concentrate
	Sure Klean® Weather Seal Siloxane WB Concentrate	1:9

## GRAFFITI CONTROL PRODUCTS EVALUATED

Block Type	Product	Dilution
All Submitted CMU's	Sure Klean® Custom Masonry Sealer	Concentrate

## GRAFFITI REMOVAL PRODUCTS EVALUATED

Block Type	Product
All Submitted CMU's	Sure Klean® Fast Acting Stripper
	Defacer Eraser® Graffiti Wipe



# PALLET TAG PROGRAM LABORATORY REPORT



PROSOCO, Inc.

Page 5

---

## SECTION A – CLEANING INTEGRALLY COLORED CMU's

### DESCRIPTION OF PRODUCTS EVALUATED

These cleaning trials were conducted to determine the optimal cleaning/cure time combination.

**Sure Klean® Custom Masonry Cleaner** – A general purpose, concentrated acidic cleaner for most custom masonry and colored concrete. Removes concrete splashes, excess mortar, mud, heavy efflorescence and surface soiling, leaving the masonry clean and uniform with no acid burning or streaking. Liquid concentrate for dilution with 2-6 parts water. Apply by brush or low-pressure spray.

**Sure Klean® Burnished Custom Masonry Cleaner** – Removes common construction and atmospheric staining from custom masonry and other architectural concrete surfaces. This general-purpose, non-etching acidic cleaner removes rust, mud, oil, atmospheric dirt, mortar smears and other stains without altering the surface texture. Burnished Custom Masonry Cleaner adds depth to colors and brightens white matrices and exposed aggregate.

---

### TEST METHOD – Cleaning

Dilution ratios refer to mixtures of parts concentrated cleaner : parts fresh water. Chemical cleaners were evaluated using the following procedure:

1. Prewet the surface with water.
2. Apply each cleaner at the appropriate dilutions.
3. Allow appropriate dwell time for each cleaner:  
    Custom Masonry Cleaner..... 3 minutes  
    Burnished Custom Masonry Cleaner .....3-5 minutes
4. Reapply the products and moderately agitate with a brush.
5. Pressure rinse thoroughly.\*
6. Allow the surface to dry for at least 18 hours and visually examine.

\* Pressure rinsing was conducted at approximately 1300 psi with a warm water flow rate of 1.9 gallons per minute.



# PALLET TAG PROGRAM LABORATORY REPORT



PROSOCO, Inc.

Page 6

## TEST RESULTS – Cleaning

### % Removal of Type M Mortar

“1” “Gray” Split-face CMU						
Product	Dilution	1 day	3 day	7 day	14 day	
Custom Masonry Cleaner	1:2	90%	90%	95%	95%	
Custom Masonry Cleaner	1:4	85%	85%	90%	90%	
Custom Masonry Cleaner	1:6	85%	80%	90%	90%	
Burnished Custom Masonry Cleaner	1:2	85%	85%	85%	85%	
Burnished Custom Masonry Cleaner	1:3	85%	85%	85%	85%	
“1” “Gray” Smooth-face CMU						
Product	Dilution	1 day	3 day	7 day	14 day	
Custom Masonry Cleaner	1:2	95%	95%	95%	90%	
Custom Masonry Cleaner	1:4	95%	95%	90%	85%	
Custom Masonry Cleaner	1:6	95%	95%	90%	85%	
Burnished Custom Masonry Cleaner	1:2	90%	95%	85%	80%	
Burnished Custom Masonry Cleaner	1:3	90%	90%	85%	80%	
“2” “Tan” Split-face CMU						
Product	Dilution	1 day	3 day	7 day	14 day	
Custom Masonry Cleaner	1:2	95%	95%	90%	90%	
Custom Masonry Cleaner	1:4	95%	95%	85%	90%	
Custom Masonry Cleaner	1:6	90%	95%	85%	90%	
Burnished Custom Masonry Cleaner	1:2	90%	90%	85%	80%	
Burnished Custom Masonry Cleaner	1:3	90%	90%	80%	80%	
“2” “Tan” Smooth-face CMU						
Product	Dilution	1 day	3 day	7 day	14 day	
Custom Masonry Cleaner	1:2	95%	95%	95%	90%	
Custom Masonry Cleaner	1:4	90%	95%	90%	85%	
Custom Masonry Cleaner	1:6	90%	90%	85%	80%	
Burnished Custom Masonry Cleaner	1:2	90%	95%	85%	80%	
Burnished Custom Masonry Cleaner	1:3	90%	90%	85%	80%	
“3” “Dark Brown” Split-face CMU						
Product	Dilution	1 day	3 day	7 day	14 day	
Custom Masonry Cleaner	1:2	85%	90%	95%	90%	
Custom Masonry Cleaner	1:4	85%	85%	90%	90%	
Custom Masonry Cleaner	1:6	85%	85%	80%	80%	
Burnished Custom Masonry Cleaner	1:2	80%	80%	85%	80%	
Burnished Custom Masonry Cleaner	1:3	80%	80%	80%	80%	



# PALLET TAG PROGRAM LABORATORY REPORT



PROSOCO, Inc.

Page 7

## TEST RESULTS – Cleaning

### % Removal of Type M Mortar

“3” “Dark Brown” Smooth-face CMU						
Product	Dilution	1 day	3 day	7 day	14 day	
Custom Masonry Cleaner	1:2	95%	90%	95%	90%	
Custom Masonry Cleaner	1:4	90%	85%	90%	90%	
Custom Masonry Cleaner	1:6	90%	85%	90%	90%	
Burnished Custom Masonry Cleaner	1:2	80%	80%	95%	80%	
Burnished Custom Masonry Cleaner	1:3	85%	80%	95%	80%	
“4” “Charcoal” Split-face CMU						
Product	Dilution	1 day	3 day	7 day	14 day	
Custom Masonry Cleaner	1:2	95%	95%	90%	90%	
Custom Masonry Cleaner	1:4	95%	95%	90%	90%	
Custom Masonry Cleaner	1:6	95%	95%	85%	90%	
Burnished Custom Masonry Cleaner	1:2	95%	90%	85%	80%	
Burnished Custom Masonry Cleaner	1:3	85%	85%	85%	80%	
“4” “Charcoal” Smooth-face CMU						
Product	Dilution	1 day	3 day	7 day	14 day	
Custom Masonry Cleaner	1:2	98%	95%	95%	90%	
Custom Masonry Cleaner	1:4	90%	95%	95%	90%	
Custom Masonry Cleaner	1:6	80%	95%	95%	90%	
Burnished Custom Masonry Cleaner	1:2	95%	95%	90%	80%	
Burnished Custom Masonry Cleaner	1:3	95%	95%	90%	80%	
“5” “Polar Ice” Split-face CMU						
Product	Dilution	1 day	3 day	7 day	14 day	
Custom Masonry Cleaner	1:2	95%	95%	98%	95%	
Custom Masonry Cleaner	1:4	85%	95%	98%	95%	
Custom Masonry Cleaner	1:6	85%	95%	98%	90%	
Burnished Custom Masonry Cleaner	1:2	90%	90%	90%	85%	
Burnished Custom Masonry Cleaner	1:3	90%	90%	95%	85%	
“5” “Polar Ice” Smooth-face CMU						
Product	Dilution	1 day	3 day	7 day	14 day	
Custom Masonry Cleaner	1:2	90%	95%	98%	95%	
Custom Masonry Cleaner	1:4	90%	95%	95%	95%	
Custom Masonry Cleaner	1:6	90%	95%	98%	90%	
Burnished Custom Masonry Cleaner	1:2	95%	90%	95%	90%	
Burnished Custom Masonry Cleaner	1:3	95%	90%	95%	85%	



# PALLET TAG PROGRAM LABORATORY REPORT



PROSOCO, Inc.

Page 8

## TEST RESULTS – Cleaning

### % Removal of Type M Mortar

“6” “Light” Split-face CMU						
Product	Dilution	1 day	3 day	7 day	14 day	
Custom Masonry Cleaner	1:2	95%	95%	95%	95%	
Custom Masonry Cleaner	1:4	85%	95%	95%	90%	
Custom Masonry Cleaner	1:6	85%	95%	85%	90%	
Burnished Custom Masonry Cleaner	1:2	90%	90%	95%	85%	
Burnished Custom Masonry Cleaner	1:3	90%	90%	90%	85%	
“6” “Light” Smooth-face CMU						
Product	Dilution	1 day	3 day	7 day	14 day	
Custom Masonry Cleaner	1:2	90%	95%	95%	95%	
Custom Masonry Cleaner	1:4	90%	95%	95%	90%	
Custom Masonry Cleaner	1:6	90%	95%	95%	90%	
Burnished Custom Masonry Cleaner	1:2	95%	90%	90%	85%	
Burnished Custom Masonry Cleaner	1:3	95%	90%	90%	85%	
“7” “Medium” Split-face CMU						
Product	Dilution	1 day	3 day	7 day	14 day	
Custom Masonry Cleaner	1:2	85%	90%	90%	85%	
Custom Masonry Cleaner	1:4	80%	85%	90%	85%	
Custom Masonry Cleaner	1:6	85%	85%	90%	85%	
Burnished Custom Masonry Cleaner	1:2	85%	80%	85%	80%	
Burnished Custom Masonry Cleaner	1:3	85%	80%	85%	80%	
“7” “Medium” Smooth-face CMU						
Product	Dilution	1 day	3 day	7 day	14 day	
Custom Masonry Cleaner	1:2	90%	95%	90%	95%	
Custom Masonry Cleaner	1:4	90%	95%	90%	90%	
Custom Masonry Cleaner	1:6	95%	95%	90%	85%	
Burnished Custom Masonry Cleaner	1:2	90%	90%	85%	90%	
Burnished Custom Masonry Cleaner	1:3	90%	90%	85%	85%	
“8” “Dark” Split-face CMU						
Product	Dilution	1 day	3 day	7 day	14 day	
Custom Masonry Cleaner	1:2	85%	80%	90%	85%	
Custom Masonry Cleaner	1:4	85%	80%	90%	85%	
Custom Masonry Cleaner	1:6	85%	80%	90%	85%	
Burnished Custom Masonry Cleaner	1:2	85%	80%	80%	80%	
Burnished Custom Masonry Cleaner	1:3	85%	80%	80%	80%	
“8” “Dark” Smooth-face CMU						
Product	Dilution	1 day	3 day	7 day	14 day	
Custom Masonry Cleaner	1:2	80%	95%	95%	95%	
Custom Masonry Cleaner	1:4	85%	95%	95%	90%	
Custom Masonry Cleaner	1:6	85%	95%	90%	85%	
Burnished Custom Masonry Cleaner	1:2	90%	90%	90%	85%	
Burnished Custom Masonry Cleaner	1:3	85%	90%	90%	85%	





# PALLET TAG PROGRAM LABORATORY REPORT




**PROSOCO, Inc.**

**Page 9**

## PHOTOGRAPHS- Cleaning

### "3" "Dark Brown" Split-face CMU; 1 Day Cleaning






# PALLET TAG PROGRAM LABORATORY REPORT



**PROSOCO, Inc.**

**Page 10**

## **“3” “Dark Brown” Split-face CMU; 3 Day Cleaning**





# PALLET TAG PROGRAM LABORATORY REPORT



**PROSOCO, Inc.**

**Page 11**

## **“3” “Dark Brown” Split-face CMU; 7 Day Cleaning**

**Sure Klean® Custom  
Masonry Cleaner 1:2**



**Sure Klean®  
Custom  
Masonry  
Cleaner 1:4**

**Sure Klean®  
Custom Masonry  
Cleaner 1:6**

**Untreated  
Control**

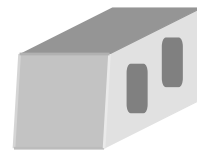
**Sure Klean®  
Burnished Custom  
Masonry Cleaner 1:2**

**Sure Klean®  
Burnished Custom  
Masonry Cleaner 1:3**






# PALLET TAG PROGRAM LABORATORY REPORT



**PROSOCO, Inc.**

**Page 12**

**“3” “Dark Brown” Split-face CMU; 14 Day Cleaning**





# PALLET TAG PROGRAM LABORATORY REPORT



**PROSOCO, Inc.**

**Page 13**

---

## CONCLUSIONS – Cleaning

Based on the test data, all of the submitted block samples were efficiently cleaned with a dilution of the selected PROSOCO Inc. cleaning product. Use higher concentrations and surface agitation to maximize aggregate exposure. Use low concentration and surface agitation to minimize aggregate exposure.

All dilutions of Sure Klean<sup>®</sup> Custom Masonry Cleaner tested and Sure Klean<sup>®</sup> Burnished Custom Masonry Cleaner affected the substrate in a similar manner, removing slight to heavy concentrations of pigmented matrix from the split-face and smooth-face blocks, exposing small and large aggregate, and enhancing the natural appearance of the integrally colored concrete masonry unit.

---

## RECOMMENDED PRODUCTS AND DILUTIONS – CLEANING

Recommendations for cleaning for each type of CMU submitted by WW Thompson Concrete Products, Brainerd, MN, are provided in the chart below. Recommendations are based on the optimum dilution for complete removal of mortar.


Block	New Construction Cleaning (Type M mortar, 14 day)
All Submitted CMU's	Sure Klean <sup>®</sup> Custom Masonry Cleaner (1:2)

The most appropriate cleaner and dilution should be determined on the specific job-site, and will be dependent primarily on the nature and severity of soiling present at that location. Pressure rinsing equipment providing at least 400 psi at 4-6 gpm delivered through a 15-40 degree fan spray often produces best cleaning results.

Apply all products in accordance with the manufacturer's recommendation provided on container labels and product data sheets. On-site testing should be conducted to determine the most appropriate cleaning product and procedures for a particular project. See product literature for additional application and product information.



# PALLET TAG PROGRAM LABORATORY REPORT



**PROSOCO, Inc.**

**Page 14**

---

## **SECTION B – COLOR UNIFORMITY:**

### **DESCRIPTION OF PRODUCTS EVALUATED – Color Uniformity:**

**Sure Klean® Custom Masonry Cleaner** – A general purpose, concentrated acidic cleaner for most custom masonry and colored concrete. Removes concrete splashes, excess mortar, mud, heavy efflorescence and surface soiling, leaving the masonry clean and uniform with no acid burning or streaking. Liquid concentrate for dilution with 2-6 parts water. Apply by brush or low-pressure spray.

**Sure Klean® Burnished Custom Masonry Cleaner** – Removes common construction and atmospheric staining from custom masonry and other architectural concrete surfaces. This general-purpose, non-etching acidic cleaner removes rust, mud, oil, atmospheric dirt, mortar smears and other stains without altering the surface texture. Burnished Custom Masonry Cleaner adds depth to colors and brightens white matrices and exposed aggregate.

---

### **TEST METHOD – Color Uniformity Testing:**

Dilution ratios refer to mixtures of parts concentrated cleaner: parts fresh water. Chemical cleaners were evaluated using the following procedure:

1. Prewet the surface with water.
2. Apply each cleaner at the appropriate dilutions.
3. Allow appropriate dwell time, as specified.

Custom Masonry Cleaner.....	3 minutes
Burnished Custom Masonry Cleaner .....	3-5 minutes
4. Reapply the products and moderately agitate with a brush.
5. Pressure rinse thoroughly.\*
6. Allow the sample to dry for at least 18 hours and visually examine.
7. Break the sample in half and compare the through-body surfaces to the cleaned surfaces for the best match.

\*Pressure rinsing was conducted at approximately 1300 psi with a warm water flow rate of 1.9 gallons per minute.



# PALLET TAG PROGRAM LABORATORY REPORT



**PROSOCO, Inc.**

**Page 15**

## TEST RESULTS – Color Uniformity

<b>Substrate: Split-face CMU</b>		<b>Pigment Color: "1" "Gray"</b>	
Product	Dilution	Aggregate Exposure	Surface Pigment Alteration/Removal
Custom Masonry Cleaner	1:2	4	4
Custom Masonry Cleaner	1:4	4	4
Custom Masonry Cleaner	1:6	4	4
Burnished Custom Masonry Cleaner	1:2	4	4
Burnished Custom Masonry Cleaner	1:3	4	4
<b>Substrate: Smooth-face CMU</b>		<b>Pigment Color: "1" "Gray"</b>	
Product	Dilution	Aggregate Exposure	Surface Pigment Alteration/Removal
Custom Masonry Cleaner	1:2	4	4
Custom Masonry Cleaner	1:4	4	4
Custom Masonry Cleaner	1:6	4	4
Burnished Custom Masonry Cleaner	1:2	4	4
Burnished Custom Masonry Cleaner	1:3	4	4
<b>Substrate: Split-face CMU</b>		<b>Pigment Color: "2" "Tan"</b>	
Product	Dilution	Aggregate Exposure	Surface Pigment Alteration/Removal
Custom Masonry Cleaner	1:2	4	4
Custom Masonry Cleaner	1:4	4	4
Custom Masonry Cleaner	1:6	4	4
Burnished Custom Masonry Cleaner	1:2	4	4
Burnished Custom Masonry Cleaner	1:3	4	4
<b>Substrate: Smooth-face CMU</b>		<b>Pigment Color: "2" "Tan"</b>	
Product	Dilution	Aggregate Exposure	Surface Pigment Alteration/Removal
Custom Masonry Cleaner	1:2	4	4
Custom Masonry Cleaner	1:4	4	4
Custom Masonry Cleaner	1:6	4	4
Burnished Custom Masonry Cleaner	1:2	4	4
Burnished Custom Masonry Cleaner	1:3	4	4

Scale used for reporting results of both categories

0 – **Worst** match to through-body  
1 – **Poor** match to through-body  
2 – **Fair** match to through-body

3 – **Good** match to through-body  
4 – **Best** match to through-body





# PALLET TAG PROGRAM LABORATORY REPORT



**PROSOCO, Inc.**

**Page 16**

## TEST RESULTS – Color Uniformity

<b>Substrate:</b> Split-face CMU		<b>Pigment Color:</b> “3” “Dark Brown”	
Product	Dilution	Aggregate Exposure	Surface Pigment Alteration/Removal
Custom Masonry Cleaner	1:2	4	4
Custom Masonry Cleaner	1:4	4	4
Custom Masonry Cleaner	1:6	4	4
Burnished Custom Masonry Cleaner	1:2	4	4
Burnished Custom Masonry Cleaner	1:3	4	4
<b>Substrate:</b> Smooth-face CMU		<b>Pigment Color:</b> “3” “Dark Brown”	
Product	Dilution	Aggregate Exposure	Surface Pigment Alteration/Removal
Custom Masonry Cleaner	1:2	4	4
Custom Masonry Cleaner	1:4	4	4
Custom Masonry Cleaner	1:6	4	4
Burnished Custom Masonry Cleaner	1:2	4	4
Burnished Custom Masonry Cleaner	1:3	4	4
<b>Substrate:</b> Split-face CMU		<b>Pigment Color:</b> “4” “Charcoal”	
Product	Dilution	Aggregate Exposure	Surface Pigment Alteration/Removal
Custom Masonry Cleaner	1:2	4	4
Custom Masonry Cleaner	1:4	4	4
Custom Masonry Cleaner	1:6	4	4
Burnished Custom Masonry Cleaner	1:2	4	4
Burnished Custom Masonry Cleaner	1:3	4	4
<b>Substrate:</b> Smooth-face CMU		<b>Pigment Color:</b> “4” “Charcoal”	
Product	Dilution	Aggregate Exposure	Surface Pigment Alteration/Removal
Custom Masonry Cleaner	1:2	4	4
Custom Masonry Cleaner	1:4	4	4
Custom Masonry Cleaner	1:6	4	4
Burnished Custom Masonry Cleaner	1:2	4	4
Burnished Custom Masonry Cleaner	1:3	4	4

Scale used for reporting results of both categories

0 – **Worst** match to through-body  
1 – **Poor** match to through-body  
2 – **Fair** match to through-body

3 – **Good** match to through-body  
4 – **Best** match to through-body





# PALLET TAG PROGRAM LABORATORY REPORT



**PROSOCO, Inc.**

**Page 17**

## TEST RESULTS – Color Uniformity

<b>Substrate:</b> Split-face CMU		<b>Pigment Color:</b> “5” “Polar Ice”	
Product	Dilution	Aggregate Exposure	Surface Pigment Alteration/Removal
Custom Masonry Cleaner	1:2	4	4
Custom Masonry Cleaner	1:4	4	4
Custom Masonry Cleaner	1:6	4	4
Burnished Custom Masonry Cleaner	1:2	4	4
Burnished Custom Masonry Cleaner	1:3	4	4
<b>Substrate:</b> Smooth-face CMU		<b>Pigment Color:</b> “5” “Polar Ice”	
Product	Dilution	Aggregate Exposure	Surface Pigment Alteration/Removal
Custom Masonry Cleaner	1:2	4	4
Custom Masonry Cleaner	1:4	4	4
Custom Masonry Cleaner	1:6	4	4
Burnished Custom Masonry Cleaner	1:2	4	4
Burnished Custom Masonry Cleaner	1:3	4	4
<b>Substrate:</b> Split-face CMU		<b>Pigment Color:</b> “6” “Light”	
Product	Dilution	Aggregate Exposure	Surface Pigment Alteration/Removal
Custom Masonry Cleaner	1:2	4	4
Custom Masonry Cleaner	1:4	4	4
Custom Masonry Cleaner	1:6	4	4
Burnished Custom Masonry Cleaner	1:2	4	4
Burnished Custom Masonry Cleaner	1:3	4	4
<b>Substrate:</b> Smooth-face CMU		<b>Pigment Color:</b> “6” “Light”	
Product	Dilution	Aggregate Exposure	Surface Pigment Alteration/Removal
Custom Masonry Cleaner	1:2	4	4
Custom Masonry Cleaner	1:4	4	4
Custom Masonry Cleaner	1:6	4	4
Burnished Custom Masonry Cleaner	1:2	4	4
Burnished Custom Masonry Cleaner	1:3	4	4

Scale used for reporting results of both categories

0 – **Worst** match to through-body  
1 – **Poor** match to through-body  
2 – **Fair** match to through-body

3 – **Good** match to through-body  
4 – **Best** match to through-body



# PALLET TAG PROGRAM LABORATORY REPORT



**PROSOCO, Inc.**

**Page 18**

## TEST RESULTS – Color Uniformity

<b>Substrate:</b> Split-face CMU		<b>Pigment Color:</b> “7” “Medium”	
Product	Dilution	Aggregate Exposure	Surface Pigment Alteration/Removal
Custom Masonry Cleaner	1:2	4	4
Custom Masonry Cleaner	1:4	4	4
Custom Masonry Cleaner	1:6	4	4
Burnished Custom Masonry Cleaner	1:2	4	4
Burnished Custom Masonry Cleaner	1:3	4	4
<b>Substrate:</b> Smooth-face CMU		<b>Pigment Color:</b> “7” “Medium”	
Product	Dilution	Aggregate Exposure	Surface Pigment Alteration/Removal
Custom Masonry Cleaner	1:2	4	4
Custom Masonry Cleaner	1:4	4	4
Custom Masonry Cleaner	1:6	4	4
Burnished Custom Masonry Cleaner	1:2	4	4
Burnished Custom Masonry Cleaner	1:3	4	4
<b>Substrate:</b> Split-face CMU		<b>Pigment Color:</b> “8” “Dark”	
Product	Dilution	Aggregate Exposure	Surface Pigment Alteration/Removal
Custom Masonry Cleaner	1:2	4	4
Custom Masonry Cleaner	1:4	4	4
Custom Masonry Cleaner	1:6	4	4
Burnished Custom Masonry Cleaner	1:2	4	4
Burnished Custom Masonry Cleaner	1:3	4	4
<b>Substrate:</b> Smooth-face CMU		<b>Pigment Color:</b> “8” “Dark”	
Product	Dilution	Aggregate Exposure	Surface Pigment Alteration/Removal
Custom Masonry Cleaner	1:2	4	4
Custom Masonry Cleaner	1:4	4	4
Custom Masonry Cleaner	1:6	4	4
Burnished Custom Masonry Cleaner	1:2	4	4
Burnished Custom Masonry Cleaner	1:3	4	4

Scale used for reporting results of both categories

0 – **Worst** match to through-body  
1 – **Poor** match to through-body  
2 – **Fair** match to through-body

3 – **Good** match to through-body  
4 – **Best** match to through-body



# PALLET TAG PROGRAM LABORATORY REPORT




**PROSOCO, Inc.**

**Page 19**

---

## PHOTOGRAPHS – Color Uniformity

**“3” “Dark Brown” Split-face; Through-body**





# PALLET TAG PROGRAM LABORATORY REPORT



**PROSOCO, Inc.**

**Page 20**

---

## **CONCLUSIONS: COLOR UNIFORMITY:**

Most dilutions of Sure Klean<sup>®</sup> Custom Masonry Cleaner and Sure Klean<sup>®</sup> Burnished Custom Masonry Cleaner tested affected the substrate in a similar manner. Higher concentrations of cleaner removed moderate to heavy concentrations of pigmented matrix, exposing small and large aggregate. Lower concentrations of cleaner removed slight to moderate concentrations of pigmented matrix, exposing small and large aggregate. All dilutions enhanced the natural appearance of the integrally colored CMU.

---

## **RECOMMENDATIONS – COLOR UNIFORMITY**

Recommendations for color uniformity for each type of CMU submitted by WW Thompson Concrete Products, Brainerd, MN, are provided in the chart below. Recommendations are based on the optimum dilution that provides the best color uniformity.

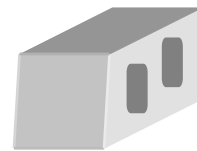
<b>Block</b>	<b>Color Uniformity</b>
All Submitted CMU's	Sure Klean <sup>®</sup> Custom Masonry Cleaner (1:2)

The most appropriate cleaner and dilution should be determined on the specific job-site, and will be dependent primarily on the nature and severity of soiling present at that location. Pressure rinsing equipment providing at least 400 psi at 4-6 gpm delivered through a 15-40 degree fan spray often produces best cleaning results.

Apply all products in accordance with the manufacturer's recommendation provided on container labels and product data sheets. On-site testing should be conducted to determine the most appropriate cleaning product and procedures for a particular project. See product literature for additional application and product information.



# PALLET TAG PROGRAM LABORATORY REPORT



**PROSOCO, Inc.**

**Page 21**

---

## **SECTION C – PROTECTIVE WATER REPELLENTS:**

The testing described below evaluates the suitability of water repellent treatments.

The surface treatments evaluated were selected for their suitability for application based on the following selection criteria:

1. Weatherproofing properties
2. Color change
3. Ease of application

---

## **DESCRIPTIONS OF PRODUCTS EVALUATED – Protective Water Repellents:**

**Sure Klean® Custom Masonry Sealer** – A clear, solvent-based silicone elastomer formulated to weatherproof custom masonry units, cast stone, architectural concrete block, precast concrete, wood and porous masonry. Custom Masonry Sealer penetrates and fills pores to prevent water penetration through exterior walls exposed to normal weathering.

**Sure Klean® Weather Seal Siloxane WB Concentrate** – A concentrated water repellent designed for dilution with fresh water at the jobsite. This solvent-free blend of siloxanes and oligomeric alkoxy siloxanes mixes easily with water to produce a penetrating water repellent ideal for application to dense or porous masonry surfaces. An effective alternative to conventional solvent-based silanes or siloxanes, Siloxane WB penetrates and chemically bonds deep within the masonry substrate to provide long-lasting protection against water-related staining or deterioration. Will not darken, produce a surface film or impair the natural breathing characteristics of treated surfaces.

---

## **SAMPLE PREPARATION – Protective Water Repellents:**

The submitted blocks were scored, allowed to dry, and to reabsorb atmospheric humidity for 24 hours prior to treatment. The treatment method consisted of a wet-on-wet brush application. All treatments were allowed to cure at least 3 days prior to testing.

---

## **TEST METHODS – Protective Water Repellents:**

### **Water Absorption Tube Test: RILEM II.4, 60 mph, 20 Minutes**

The water absorption tube test simulating wind driven rain conditions was performed. This test simulates 60 mile per hour wind driven rain conditions for a period of 20 minutes. See Technical Services TECH Note RILEM Tube Test Procedures.



# PALLET TAG PROGRAM LABORATORY REPORT



**PROSOCO, Inc.**

**Page 22**

---

## TEST RESULTS – Protective Water Repellents:

**Water Absorption Tube Test: RILEM II.4, 60 mph, 20 Minutes**

<b>RESULTS</b>	
<b>"1" "Gray" Split-face CMU</b>	
Untreated Control	< 40 mph
Custom Masonry Sealer	59 mph
Siloxane WB 1:9	57 mph
<b>"1" "Gray" Smooth-face CMU</b>	
Untreated Control	< 40 mph
Custom Masonry Sealer	59 mph
Siloxane WB 1:9	56 mph
<b>"2" "Tan" Split-face CMU</b>	
Untreated Control	< 40 mph
Custom Masonry Sealer	59 mph
Siloxane WB 1:9	55 mph
<b>"2" "Tan" Smooth-face CMU</b>	
Untreated Control	< 40 mph
Custom Masonry Sealer	59 mph
Siloxane WB 1:9	60 mph
<b>"3" "Dark Brown" Split-face CMU</b>	
Untreated Control	< 40 mph
Custom Masonry Sealer	59 mph
Siloxane WB 1:9	59 mph
<b>"3" "Dark Brown" Smooth-face CMU</b>	
Untreated Control	49 mph
Custom Masonry Sealer	60 mph
Siloxane WB 1:9	60 mph



# PALLET TAG PROGRAM LABORATORY REPORT



**PROSOCO, Inc.**

**Page 23**

## TEST RESULTS – Protective Water Repellents:

**Water Absorption Tube Test: RILEM II.4, 60 mph, 20 Minutes**

<b>RESULTS</b>	
<b>"4" "Charcoal" Split-face CMU</b>	
Untreated Control	< 40 mph
Custom Masonry Sealer	55 mph
Siloxane WB 1:9	57 mph
<b>"4" "Charcoal" Smooth-face CMU</b>	
Untreated Control	54 mph
Custom Masonry Sealer	59 mph
Siloxane WB 1:9	60 mph
<b>"5" "Polar Ice" Split-face CMU</b>	
Untreated Control	< 40 mph
Custom Masonry Sealer	58 mph
Siloxane WB 1:9	59 mph
<b>"5" "Polar Ice" Smooth-face CMU</b>	
Untreated Control	51 mph
Custom Masonry Sealer	56 mph
Siloxane WB 1:9	60 mph
<b>"6" "Light" Split-face CMU</b>	
Untreated Control	< 40 mph
Custom Masonry Sealer	58 mph
Siloxane WB 1:9	59 mph
<b>"6" "Light" Smooth-face CMU</b>	
Untreated Control	< 40 mph
Custom Masonry Sealer	60 mph
Siloxane WB 1:9	59 mph



# PALLET TAG PROGRAM LABORATORY REPORT



**PROSOCO, Inc.**

**Page 24**

---

**TEST RESULTS – Protective Water Repellents:**

**Water Absorption Tube Test: RILEM II.4, 60 mph, 20 Minutes**

<b>RESULTS</b>	
<b>"7" "Medium" Split-face CMU</b>	
Untreated Control	< 40 mph
Custom Masonry Sealer	58 mph
Siloxane WB 1:9	60 mph
<b>"7" "Medium" Smooth-face CMU</b>	
Untreated Control	< 40 mph
Custom Masonry Sealer	58 mph
Siloxane WB 1:9	59 mph
<b>"8" "Dark" Split-face CMU</b>	
Untreated Control	< 40 mph
Custom Masonry Sealer	59 mph
Siloxane WB 1:9	60 mph
<b>"8" "Dark" Smooth-face CMU</b>	
Untreated Control	< 40 mph
Custom Masonry Sealer	60 mph
Siloxane WB 1:9	60 mph





# PALLET TAG PROGRAM LABORATORY REPORT



**PROSOCO, Inc.**

**Page 25**

---

## PHOTOGRAPHS- Protective Water Repellents

### "3" "Dark Brown" Split-face CMU- RILEM Testing

**Sure Klean®  
Weather Seal  
Siloxane WB (1:9)**

**Sure Klean®  
Custom  
Masonry Sealer**

**Untreated  
Control**





# PALLET TAG PROGRAM LABORATORY REPORT



**PROSOCO, Inc.**

**Page 26**

---

## CONCLUSIONS - Protective Water Repellents

Based upon laboratory evaluations, Sure Klean<sup>®</sup> Custom Masonry Sealer and Sure Klean<sup>®</sup> Weather Seal Siloxane WB Concentrate diluted with nine parts water provided excellent water repellency to all submitted samples. In addition, Sure Klean<sup>®</sup> Custom Masonry Sealer enhanced the appearance of each CMU.

---

## RECOMMENDATIONS - PROTECTIVE WATER REPELLENTS

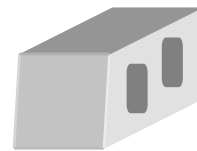
Recommendations for water repellency treatment for each type of CMU submitted by WW Thompson Concrete Products, Brainerd, MN, are provided in the chart below. Recommendations are based on the treatment that proved most effective and can provide water repellency on all types submitted.

Block Type	Water Repellents
All Submitted CMU's	Sure Klean <sup>®</sup> Custom Masonry Sealer OR Sure Klean <sup>®</sup> Weather Seal Siloxane WB Concentrate 1:9

Apply all products in accordance with the manufacturer's recommendation provided on container labels and product data sheets. On-site testing should be conducted to determine the most appropriate water repellent product and procedures for a particular project. See product literature for additional application and product information.



# PALLET TAG PROGRAM LABORATORY REPORT



PROSOCO, Inc.

Page 27

---

## SECTION D – GRAFFITI CONTROL

### DESCRIPTION OF PRODUCTS EVALUATED

These trials were conducted to determine the optimal graffiti control treatment.

#### Graffiti Control Treatments

**Sure Klean® Custom Masonry Sealer** – A clear, solvent-based silicone elastomer formulated to weatherproof concrete block and other porous masonry material. Sure Klean® Custom Masonry Sealer protects masonry surfaces from repeated graffiti attacks without altering the natural appearance.

#### Products Evaluated for Graffiti Removal

**Defacer Eraser® Graffiti Wipe** – An easy-to-use graffiti remover that does not contain methanol, methylene chloride or other “halogenated” solvents prohibited on many projects. Graffiti Wipe removes a variety of graffiti stains from most smooth masonry, wood and metal surfaces.

**Sure Klean® Fast Acting Stripper** – A thixotropic stripping compound formulated specifically for removal of high strength paints and coatings such as epoxies, polyurethanes, and floor enamels. Additionally, Fast Acting Stripper dissolves most spray paints, marking pens, lacquers and other graffiti.

#### Graffiti Agents

Interior/Exterior Spray Paint (Red)  
Permanent Marker (Green)  
Permanent Marker (Red)  
Permanent Marker (Black)



# PALLET TAG PROGRAM LABORATORY REPORT



**PROSOCO, Inc.**

**Page 28**

---

## **SAMPLE PREPARATION – Graffiti Control**

This evaluation compares the effectiveness in preventing staining of enamel spray paint and permanent markers.

Sections of the concrete samples were treated with one coat of Sure Klean<sup>®</sup> Custom Masonry Sealer, in accordance with PROSOCO, Inc.'s Product Guide application instructions and then allowed to cure for at least one day. At the end of the one-day cure period, a visual adverse effects evaluation was made and then the graffiti agents were applied to the substrates.

Spray paint and markers were applied as graffiti agents to all treated surfaces no sooner than one day following application of Sure Klean<sup>®</sup> Custom Masonry Sealer. Removal of the graffiti agents was attempted 24 hours after application of the graffiti agents, using Defacer Eraser<sup>®</sup> Graffiti Wipe and Sure Klean<sup>®</sup> Fast Acting Stripper.

---

## **TEST METHOD – Graffiti Control**

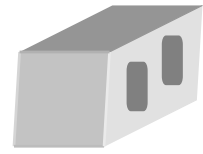
Chemical cleaners were evaluated using the following procedure:

1. Apply the product to a dry surface, soiled with graffiti.
2. Allow appropriate dwell time:  
    Graffiti Wipe..... 5 minutes  
    Fast Acting Stripper ..... 20 minutes
3. Pressure rinse thoroughly until water runs clear. \*
4. Allow the surface to dry thoroughly and visually examine to determine effectiveness.

\* Pressure rinsing was conducted at approximately 1300 psi with a warm water flow rate of 1.9 gallons per minute.



# PALLET TAG PROGRAM LABORATORY REPORT



**PROSOCO, Inc.**

Page 29

## TEST RESULTS – Graffiti Control

% Removal

“1” “Gray” Split-face CMU					
Untreated Control	Red Paint	Black Marker	Green Marker	Red Marker	% Avg. Removal
Fast Acting Stripper	80%	80%	70%	65%	74%
Graffiti Wipe	75%	80%	70%	65%	73%
Custom Masonry Sealer	Red Paint	Black Marker	Green Marker	Red Marker	% Avg. Removal
Fast Acting Stripper	90%	98%	95%	80%	91%
Graffiti Wipe	95%	95%	85%	80%	89%
“1” “Gray” Smooth-face CMU					
Untreated Control	Red Paint	Black Marker	Green Marker	Red Marker	% Avg. Removal
Fast Acting Stripper	90%	85%	80%	80%	84%
Graffiti Wipe	90%	85%	80%	90%	86%
Custom Masonry Sealer	Red Paint	Black Marker	Green Marker	Red Marker	% Avg. Removal
Fast Acting Stripper	95%	95%	90%	90%	93%
Graffiti Wipe	95%	95%	95%	95%	95%
“2” “Tan” Split-face CMU					
Untreated Control	Red Paint	Black Marker	Green Marker	Red Marker	% Avg. Removal
Fast Acting Stripper	90%	95%	80%	90%	89%
Graffiti Wipe	90%	90%	80%	85%	86%
Custom Masonry Sealer	Red Paint	Black Marker	Green Marker	Red Marker	% Avg. Removal
Fast Acting Stripper	90%	95%	95%	95%	94%
Graffiti Wipe	95%	95%	95%	95%	95%
“2” “Tan” Smooth-face CMU					
Untreated Control	Red Paint	Black Marker	Green Marker	Red Marker	% Avg. Removal
Fast Acting Stripper	80%	90%	80%	80%	83%
Graffiti Wipe	90%	95%	75%	85%	86%
Custom Masonry Sealer	Red Paint	Black Marker	Green Marker	Red Marker	% Avg. Removal
Fast Acting Stripper	85%	90%	90%	90%	89%
Graffiti Wipe	95%	95%	95%	95%	95%



# PALLET TAG PROGRAM LABORATORY REPORT



PROSOCO, Inc.

Page 30

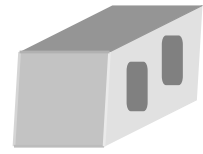
## TEST RESULTS – Graffiti Control

% Removal

“3” “Dark Brown” Split-face CMU					
Untreated Control	Red Paint	Black Marker	Green Marker	Red Marker	% Avg. Removal
Fast Acting Stripper	95%	95%	80%	85%	89%
Graffiti Wipe	95%	95%	80%	85%	89%
Custom Masonry Sealer	Red Paint	Black Marker	Green Marker	Red Marker	% Avg. Removal
Fast Acting Stripper	100%	100%	98%	98%	99%
Graffiti Wipe	100%	100%	98%	99%	99%
“3” “Dark Brown” Smooth-face CMU					
Untreated Control	Red Paint	Black Marker	Green Marker	Red Marker	% Avg. Removal
Fast Acting Stripper	95%	90%	90%	90%	91%
Graffiti Wipe	95%	80%	85%	80%	85%
Custom Masonry Sealer	Red Paint	Black Marker	Green Marker	Red Marker	% Avg. Removal
Fast Acting Stripper	95%	95%	90%	95%	94%
Graffiti Wipe	95%	90%	90%	90%	91%
“4” “Charcoal” Split-face CMU					
Untreated Control	Red Paint	Black Marker	Green Marker	Red Marker	% Avg. Removal
Fast Acting Stripper	90%	95%	80%	80%	86%
Graffiti Wipe	95%	95%	80%	90%	90%
Custom Masonry Sealer	Red Paint	Black Marker	Green Marker	Red Marker	% Avg. Removal
Fast Acting Stripper	90%	95%	90%	90%	91%
Graffiti Wipe	98%	99%	99%	99%	99%
“4” “Charcoal” Smooth-face CMU					
Untreated Control	Red Paint	Black Marker	Green Marker	Red Marker	% Avg. Removal
Fast Acting Stripper	95%	99%	95%	90%	95%
Graffiti Wipe	95%	99%	90%	90%	94%
Custom Masonry Sealer	Red Paint	Black Marker	Green Marker	Red Marker	% Avg. Removal
Fast Acting Stripper	90%	99%	95%	95%	95%
Graffiti Wipe	98%	99%	95%	95%	97%



# PALLET TAG PROGRAM LABORATORY REPORT



PROSOCO, Inc.

Page 31

## TEST RESULTS – Graffiti Control

% Removal

“5” “Polar Ice” Split-face CMU					
Untreated Control	Red Paint	Black Marker	Green Marker	Red Marker	% Avg. Removal
Fast Acting Stripper	85%	90%	80%	80%	84%
Graffiti Wipe	85%	85%	80%	80%	83%
Custom Masonry Sealer	Red Paint	Black Marker	Green Marker	Red Marker	% Avg. Removal
Fast Acting Stripper	90%	95%	95%	95%	94%
Graffiti Wipe	95%	95%	90%	90%	93%
“5” “Polar Ice” Smooth-face CMU					
Untreated Control	Red Paint	Black Marker	Green Marker	Red Marker	% Avg. Removal
Fast Acting Stripper	90%	95%	80%	80%	86%
Graffiti Wipe	95%	90%	80%	80%	86%
Custom Masonry Sealer	Red Paint	Black Marker	Green Marker	Red Marker	% Avg. Removal
Fast Acting Stripper	95%	95%	90%	95%	94%
Graffiti Wipe	95%	95%	90%	90%	93%
“6” “Light” Split-face CMU					
Untreated Control	Red Paint	Black Marker	Green Marker	Red Marker	% Avg. Removal
Fast Acting Stripper	90%	90%	80%	80%	85%
Graffiti Wipe	90%	90%	80%	80%	85%
Custom Masonry Sealer	Red Paint	Black Marker	Green Marker	Red Marker	% Avg. Removal
Fast Acting Stripper	90%	90%	90%	90%	90%
Graffiti Wipe	95%	90%	85%	90%	90%
“6” “Light” Smooth-face CMU					
Untreated Control	Red Paint	Black Marker	Green Marker	Red Marker	% Avg. Removal
Fast Acting Stripper	90%	95%	80%	85%	88%
Graffiti Wipe	95%	90%	80%	85%	88%
Custom Masonry Sealer	Red Paint	Black Marker	Green Marker	Red Marker	% Avg. Removal
Fast Acting Stripper	95%	95%	90%	95%	94%
Graffiti Wipe	99%	90%	90%	95%	94%



# PALLET TAG PROGRAM LABORATORY REPORT



**PROSOCO, Inc.**

Page 32

## TEST RESULTS – Graffiti Control

% Removal

<b>“7” “Medium” Split-face CMU</b>					
<b>Untreated Control</b>	<b>Red Paint</b>	<b>Black Marker</b>	<b>Green Marker</b>	<b>Red Marker</b>	<b>% Avg. Removal</b>
Fast Acting Stripper	90%	95%	80%	90%	<b>89%</b>
Graffiti Wipe	90%	90%	80%	90%	<b>88%</b>
<b>Custom Masonry Sealer</b>	<b>Red Paint</b>	<b>Black Marker</b>	<b>Green Marker</b>	<b>Red Marker</b>	<b>% Avg. Removal</b>
Fast Acting Stripper	90%	95%	90%	95%	<b>93%</b>
Graffiti Wipe	95%	95%	90%	90%	<b>93%</b>
<b>“7” “Medium” Smooth-face CMU</b>					
<b>Untreated Control</b>	<b>Red Paint</b>	<b>Black Marker</b>	<b>Green Marker</b>	<b>Red Marker</b>	<b>% Avg. Removal</b>
Fast Acting Stripper	90%	90%	80%	85%	<b>86%</b>
Graffiti Wipe	90%	90%	80%	85%	<b>86%</b>
<b>Custom Masonry Sealer</b>	<b>Red Paint</b>	<b>Black Marker</b>	<b>Green Marker</b>	<b>Red Marker</b>	<b>% Avg. Removal</b>
Fast Acting Stripper	90%	95%	90%	95%	<b>93%</b>
Graffiti Wipe	95%	95%	90%	90%	<b>93%</b>
<b>“8” “Dark” Split-face CMU</b>					
<b>Untreated Control</b>	<b>Red Paint</b>	<b>Black Marker</b>	<b>Green Marker</b>	<b>Red Marker</b>	<b>% Avg. Removal</b>
Fast Acting Stripper	90%	95%	80%	85%	<b>88%</b>
Graffiti Wipe	85%	90%	80%	85%	<b>85%</b>
<b>Custom Masonry Sealer</b>	<b>Red Paint</b>	<b>Black Marker</b>	<b>Green Marker</b>	<b>Red Marker</b>	<b>% Avg. Removal</b>
Fast Acting Stripper	95%	95%	95%	90%	<b>94%</b>
Graffiti Wipe	95%	90%	90%	90%	<b>91%</b>
<b>“8” “Dark” Smooth-face CMU</b>					
<b>Untreated Control</b>	<b>Red Paint</b>	<b>Black Marker</b>	<b>Green Marker</b>	<b>Red Marker</b>	<b>% Avg. Removal</b>
Fast Acting Stripper	95%	95%	80%	80%	<b>88%</b>
Graffiti Wipe	90%	95%	80%	80%	<b>86%</b>
<b>Custom Masonry Sealer</b>	<b>Red Paint</b>	<b>Black Marker</b>	<b>Green Marker</b>	<b>Red Marker</b>	<b>% Avg. Removal</b>
Fast Acting Stripper	95%	98%	98%	98%	<b>97%</b>
Graffiti Wipe	95%	95%	98%	98%	<b>97%</b>





# PALLET TAG PROGRAM LABORATORY REPORT



**PROSOCO, Inc.**

**Page 33**

## PHOTOGRAPHS – Graffiti Control


**“3” “Dark Brown” Split-face CMU Before Graffiti Removal**



**Sure Klean® Custom  
Masonry Sealer**

**Untreated  
Control**

**“3” “Dark Brown” Split-face CMU After Graffiti Removal**



**Sure Klean® Fast  
Acting Stripper**

**Defacer Eraser®  
Graffiti Wipe**

**Sure Klean® Fast  
Acting Stripper**

**Defacer Eraser®  
Graffiti Wipe**



# PALLET TAG PROGRAM LABORATORY REPORT



**PROSOCO, Inc.**

**Page 34**

---

## CONCLUSIONS – Graffiti Control

Based upon laboratory evaluations, graffiti removal was improved when the submitted samples were treated with Sure Klean® Custom Masonry Sealer prior to graffiti application. In addition, Sure Klean® Custom Masonry Sealer enhanced the appearance of the CMU's.

---

## RECOMMENDATIONS – GRAFFITI CONTROL

Recommendations for graffiti control treatment for each type of CMU submitted by WW Thompson Concrete Products, Brainerd, MN, are provided in the chart below. Recommendations are based on the treatment that proved most effective for providing graffiti repellency and the product that was most effective at removing the graffiti on all types submitted.

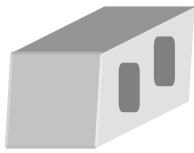
Block Type	Graffiti Repellent	Graffiti Removers
All Submitted CMU's	Sure Klean® Custom Masonry Sealer	Sure Klean® Fast Acting Stripper OR Defacer Eraser® Graffiti Wipe

Apply all products in accordance with the manufacturer's recommendation provided on container labels and product data sheets. Because the severity of graffiti varies from location to location, on-site testing should be conducted to determine the most appropriate graffiti control product and procedure for a particular project.

For the most severe graffiti cases Sure Klean® Fast Acting Stripper is recommended for job-site testing. For mild graffiti cases, Defacer Eraser® Graffiti Wipe is recommended for job-site testing. See product literature for additional application and product information.

Christopher A. Moore  
Technical Analyst

CAM



---

***Laboratory Report***

**Pallet Tag Program Evaluation**

**WW Thompson Concrete Products  
Brainerd, MN**

***Project No. 0405-09 PTP***

***Prepared For:***

**WW Thompson Concrete Products  
Highway 371 S  
Brainerd, MN 56401**

***Prepared By:***



***PROSOCO, Inc.  
August 2004***