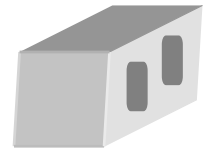




# PALLET TAG PROGRAM LABORATORY REPORT



**PROSOCO, Inc.**

**Page 1**

## TABLE OF CONTENTS

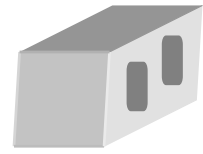
SAMPLES SUBMITTED .....	2
PURPOSE OF TEST .....	3
PRODUCTS EVALUATED .....	4
<b>SECTION A – CLEANING INTEGRALLY COLORED CMU’s</b>	
DESCRIPTION OF PRODUCTS EVALUATED .....	5
TEST METHOD .....	5
TEST RESULTS .....	6-7
PHOTOGRAPHS OF CMU CLEANING .....	8
CONCLUSIONS .....	9
RECOMMENDATIONS .....	9
<b>SECTION B – COLOR UNIFORMITY</b>	
DESCRIPTION OF PRODUCTS EVALUATED .....	10
TEST METHOD .....	10
TEST RESULTS .....	11-12
PHOTOGRAPHS OF CMU COLOR UNIFORMITY TESTING .....	13
CONCLUSIONS .....	14
RECOMMENDATIONS .....	14
<b>SECTION C - PROTECTIVE WATER REPELLENTS</b>	
DESCRIPTION OF PRODUCTS EVALUATED .....	15
TEST METHODS .....	15
TEST RESULTS .....	16-18
PHOTOGRAPHS OF CMU WATER REPELLENCY .....	19
CONCLUSIONS .....	20
RECOMMENDATIONS .....	20
<b>SECTION D – GRAFFITI CONTROL</b>	
DESCRIPTION OF PRODUCTS EVALUATED .....	21
TEST METHOD .....	22
TEST RESULTS .....	23-25
PHOTOGRAPH OF CMU GRAFFITI TESTING .....	26
CONCLUSIONS .....	27
RECOMMENDATIONS .....	27

## ATTACHMENTS

- Technical Services TECH Note RILEM Tube Test Procedures
- Product Data literature for all products evaluated



# PALLET TAG PROGRAM LABORATORY REPORT



**PROSOCO, Inc.**

Page 2

**FOR:** Kent Woller & Bob Goldman  
**cc:** Brian Koenings  
Jeff Lucas  
John Bourne

**SUBJECT:** County Materials  
Madison, WI

**DATE:** June 15, 2004

**PROJECT:** PTP 0404-17

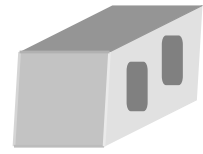
**SAMPLES SUBMITTED:** Fourteen types of split-face CMU's, all with "Masterbuilders Color Cure" integral water repellent

Block	Name/Color	Size
Split-face CMU	"51-000" (Light Gray)	16" x 8" x 2"
	"51-016" (Red)	
	"51-020" (Red)	
	"51-026" (Brown)	
	"51-036" (Brown)	
	"51-038" (Dark Brown)	
	"51-042" (Dark Brown)	
	"51-048" (Dark Brown)	
	"51-062" (Gray)	
	"51-064" (Dark Gray)	
	"51-505" (Light Gray)	
	"51-516" (Light Red)	
	"51-536" (Dark Brown)	
	"51-564" (Dark Gray)	

Submitted by: Brian Koenings



# PALLET TAG PROGRAM LABORATORY REPORT



**PROSOCO, Inc.**

**Page 3**

---

## **PURPOSE OF TESTING:**

Fourteen integrally colored split-face concrete blocks, all with large, small and fine aggregate were submitted for testing using PROSOCO's new construction cleaning, water repellent products, and graffiti control products.

**A. Cleaning Concrete Masonry Units:** Sure Klean® Custom Masonry Cleaner was evaluated for removal of laboratory applied mortar.

To simulate new construction soiling, all concrete masonry units (CMU's) are placed on a bench with finished surface facing upward. Hollow cylinders measuring 50 mm in diameter and 75 mm tall are positioned on top of each CMU and filled with a wet mixture of Ash Grove® Type S mortar. The wet, mortar-filled cylinder is allowed to remain in contact with the CMU for 10 minutes before removal.

Heavy deposits of mortar are removed with dry scraping after 24 hours. Prepared cleaning solutions are then evaluated for their effectiveness in removing residual Ash Grove® Type S mortar staining after 3 days, 7 days, and 14 days of curing\*.

**B. Color Uniformity Testing\*** - Sure Klean® Custom Masonry Cleaner was evaluated at various dilutions to determine the optimal concentration of cleaner that leaves the external surface looking most like the natural through-body color of the CMU. Color uniformity was evaluated by comparing aggregate exposure and surface pigment alternation/removal of each cleaned surface compared to the natural through-body color of the CMU.

Aggregate Exposure is the visual examination comparing aggregate exposure of the interior, through-body section of CMU to surfaces cleaned with selected product(s) at given dilutions.

Surface Pigment Alteration/Removal\* is the visual examination comparing the pigmentation of the interior, through-body section of the CMU to surfaces cleaned with selected product(s) at given dilutions.

The following is the scale used for reporting results of both categories:

- |  |                                       |
|--|---------------------------------------|
| 0 – <b>Worst</b> match to through-body | 3 – <b>Good</b> match to through-body |
| 1 – <b>Poor</b> match to through-body  | 4 – <b>Best</b> match to through-body |
| 2 – <b>Fair</b> match to through-body  |                                       |

## **NOTE: When cleaning integrally colored CMU.**

Integrally colored concrete masonry units (CMU's) frequently have high amounts of pigments concentrated on the surface of the cured concrete unit. Variation of surface pigment concentrations from one CMU to the next creates a blotchy appearance in the completed wall. Allowed to remain on the surface of the CMU, the weakly bound pigment will weather and streak, further detracting from the appearance of the completed CMU wall.

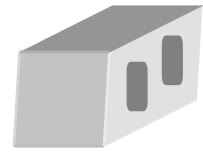
In addition to removing excess mortar and construction related soiling, the goal of any cleaning operation undertaken on integrally colored CMU should include removal of unnaturally high concentrations of surface pigment. By revealing the natural through-body color on the integrally colored unit, the overall color uniformity and weathering resistance of the completed CMU wall is improved.

**C. Protective Water Repellents** – Sure Klean® Custom Masonry Sealer, Sure Klean® Weather Seal Siloxane PD and Sure Klean® Weather Seal Siloxane WB Concentrate (1:9), (1:14) were evaluated for their ability to provide water repellency to the submitted samples.

**D. Graffiti Control** – Sure Klean® Weather Seal Blok-Guard® & Graffiti Control was evaluated for its ability to control graffiti on the submitted samples. Sure Klean® Fast Acting Stripper and Defacer Eraser® Graffiti Wipe were evaluated for their ability to remove graffiti from the submitted samples.



# PALLET TAG PROGRAM LABORATORY REPORT



PROSOCO, Inc.

Page 4

## PRODUCTS EVALUATED FOR CLEANING AND COLOR UNIFORMITY

Block Type	Product	Dilution
All Submitted CMU's	Sure Klean® Custom Masonry Cleaner	1:2, 1:4, 1:6

## WATER REPELLENT PRODUCTS EVALUATED

Block Type	Product	Dilution
All Submitted CMU's	Sure Klean® Custom Masonry Sealer	Concentrate
	Sure Klean® Weather Seal Siloxane WB Concentrate	1:9, 1:14
	Sure Klean® Weather Seal Siloxane PD	Concentrate

## GRAFFITI CONTROL PRODUCTS EVALUATED

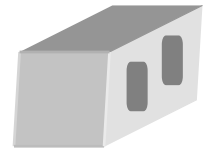
Block Type	Product	Dilution
All Submitted CMU's	Sure Klean® Weather Seal Blok-Guard® & Graffiti Control	Concentrate

## GRAFFITI REMOVAL PRODUCTS EVALUATED

Block Type	Product
All Submitted CMU's	Sure Klean® Fast Acting Stripper
	Defacer Eraser® Graffiti Wipe



# PALLET TAG PROGRAM LABORATORY REPORT



---

## SECTION A – CLEANING INTEGRALLY COLORED CMU's

### DESCRIPTION OF PRODUCTS EVALUATED

These cleaning trials were conducted to determine the optimal cleaning/cure time combination.

**Sure Klean® Custom Masonry Cleaner** – A general purpose, concentrated acidic cleaner for most custom masonry and colored concrete. Removes concrete splashes, excess mortar, mud, heavy efflorescence and surface soiling, leaving the masonry clean and uniform with no acid burning or streaking. Liquid concentrate for dilution with 2-6 parts water. Apply by brush or low-pressure spray.

---

### TEST METHOD – Cleaning

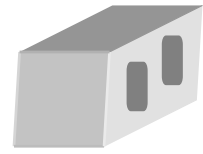
Dilution ratios refer to mixtures of parts concentrated cleaner : parts fresh water. Chemical cleaners were evaluated using the following procedure:

1. Prewet the surface with water.
2. Apply each cleaner at the appropriate dilutions.
3. Allow appropriate dwell time for each cleaner:  
    Custom Masonry Cleaner..... 3 minutes
4. Reapply the products and moderately agitate with a brush.
5. Pressure rinse thoroughly.\*
6. Allow the surface to dry for at least 18 hours and visually examine.

\*Pressure rinsing was conducted at approximately 1300 psi with a warm water flow rate of 1.9 gallons per minute.



# PALLET TAG PROGRAM LABORATORY REPORT



**PROSOCO, Inc.**

Page 6

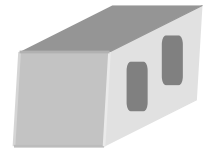
**TEST RESULTS – Cleaning**

**% Removal of Type S Mortar**

<b>“51-000” (Light Gray) Split-face CMU</b>				
Product	Dilution	3 day	7 day	14 day
Custom Masonry Cleaner	1:2	90%	90%	95%
Custom Masonry Cleaner	1:4	80%	80%	90%
Custom Masonry Cleaner	1:6	80%	70%	90%
<b>“51-016” (Red) Split-face CMU</b>				
Product	Dilution	3 day	7 day	14 day
Custom Masonry Cleaner	1:2	80%	95%	90%
Custom Masonry Cleaner	1:4	90%	90%	80%
Custom Masonry Cleaner	1:6	90%	85%	80%
<b>“51-020” (Red) Split-face CMU</b>				
Product	Dilution	3 day	7 day	14 day
Custom Masonry Cleaner	1:2	85%	95%	90%
Custom Masonry Cleaner	1:4	85%	95%	80%
Custom Masonry Cleaner	1:6	85%	85%	80%
<b>“51-026” (Brown) Split-face CMU</b>				
Product	Dilution	3 day	7 day	14 day
Custom Masonry Cleaner	1:2	90%	90%	90%
Custom Masonry Cleaner	1:4	85%	85%	85%
Custom Masonry Cleaner	1:6	75%	80%	95%
<b>“51-036” (Brown) Split-face CMU</b>				
Product	Dilution	3 day	7 day	14 day
Custom Masonry Cleaner	1:2	85%	85%	95%
Custom Masonry Cleaner	1:4	85%	85%	85%
Custom Masonry Cleaner	1:6	85%	85%	85%
<b>“51-038” (Dark Brown) Split-face CMU</b>				
Product	Dilution	3 day	7 day	14 day
Custom Masonry Cleaner	1:2	85%	85%	85%
Custom Masonry Cleaner	1:4	85%	85%	85%
Custom Masonry Cleaner	1:6	85%	85%	80%
<b>“51-042” (Dark Brown) Split-face CMU</b>				
Product	Dilution	3 day	7 day	14 day
Custom Masonry Cleaner	1:2	90%	90%	95%
Custom Masonry Cleaner	1:4	90%	90%	80%
Custom Masonry Cleaner	1:6	90%	80%	80%



# PALLET TAG PROGRAM LABORATORY REPORT



**PROSOCO, Inc.**

Page 7

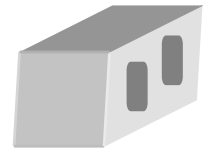
**TEST RESULTS – Cleaning**

**% Removal of Type S Mortar**

<b>“51-048” (Dark Brown) Split-face CMU</b>				
<b>Product</b>	<b>Dilution</b>	<b>3 day</b>	<b>7 day</b>	<b>14 day</b>
Custom Masonry Cleaner	1:2	90%	90%	80%
Custom Masonry Cleaner	1:4	85%	90%	80%
Custom Masonry Cleaner	1:6	90%	90%	80%
<b>“51-062” (Gray) Split-face CMU</b>				
<b>Product</b>	<b>Dilution</b>	<b>3 day</b>	<b>7 day</b>	<b>14 day</b>
Custom Masonry Cleaner	1:2	85%	90%	85%
Custom Masonry Cleaner	1:4	85%	90%	90%
Custom Masonry Cleaner	1:6	90%	85%	90%
<b>“51-064” (Dark Gray) Split-face CMU</b>				
<b>Product</b>	<b>Dilution</b>	<b>3 day</b>	<b>7 day</b>	<b>14 day</b>
Custom Masonry Cleaner	1:2	85%	85%	85%
Custom Masonry Cleaner	1:4	85%	85%	85%
Custom Masonry Cleaner	1:6	85%	85%	85%
<b>“51-505” (Dark Gray) Split-face CMU</b>				
<b>Product</b>	<b>Dilution</b>	<b>3 day</b>	<b>7 day</b>	<b>14 day</b>
Custom Masonry Cleaner	1:2	90%	95%	90%
Custom Masonry Cleaner	1:4	90%	90%	90%
Custom Masonry Cleaner	1:6	80%	85%	90%
<b>“51-516” (Light Red) Split-face CMU</b>				
<b>Product</b>	<b>Dilution</b>	<b>3 day</b>	<b>7 day</b>	<b>14 day</b>
Custom Masonry Cleaner	1:2	85%	90%	98%
Custom Masonry Cleaner	1:4	85%	90%	85%
Custom Masonry Cleaner	1:6	85%	90%	85%
<b>“51-536” (Dark Brown) Split-face CMU</b>				
<b>Product</b>	<b>Dilution</b>	<b>3 day</b>	<b>7 day</b>	<b>14 day</b>
Custom Masonry Cleaner	1:2	98%	95%	95%
Custom Masonry Cleaner	1:4	98%	95%	85%
Custom Masonry Cleaner	1:6	95%	90%	85%
<b>“51-564” (Dark Gray) Split-face CMU</b>				
<b>Product</b>	<b>Dilution</b>	<b>3 day</b>	<b>7 day</b>	<b>14 day</b>
Custom Masonry Cleaner	1:2	95%	95%	90%
Custom Masonry Cleaner	1:4	95%	95%	90%
Custom Masonry Cleaner	1:6	90%	90%	90%




# PALLET TAG PROGRAM LABORATORY REPORT




## PHOTOGRAPHS- Cleaning


“51-036” Split-face CMU; 3 Day Cleaning



“51-036” Split-face CMU; 7 Day Cleaning



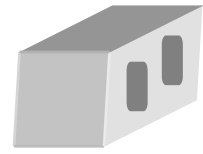
“51-036” Split-face CMU; 14 Day Cleaning







# PALLET TAG PROGRAM LABORATORY REPORT



**PROSOCO, Inc.**

**Page 9**

---

## CONCLUSIONS – Cleaning

Based on the test data, all of the submitted block samples were efficiently cleaned with a dilution of the selected PROSOCO Inc. cleaning product. Use higher concentrations and surface agitation to maximize aggregate exposure. Use low concentration and surface agitation to minimize aggregate exposure.

All dilutions of Sure Klean<sup>®</sup> Custom Masonry Cleaner tested affected the substrate in a similar manner, removing slight to heavy concentrations of pigmented matrix from the split-face blocks, exposing small and large aggregate, and enhancing the natural appearance of the integrally colored concrete masonry unit.

---

## RECOMMENDED PRODUCTS AND DILUTIONS – CLEANING

Recommendations for cleaning for each type of CMU submitted by County Materials, Madison, WI, are provided in the chart below. Recommendations are based on the optimum dilution for complete removal of mortar.

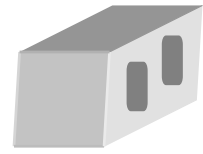
<b>Block</b>	<b>New Construction Cleaning (Type S mortar, 14 day)</b>
"51-000", "51-020" and "51-038" submitted CMU's	Sure Klean <sup>®</sup> Custom Masonry Cleaner (1:2)
"51-016", "51-026", "51-036", "51-042", "51-505", and "51-536" submitted CMU's	Sure Klean <sup>®</sup> Custom Masonry Cleaner (1:4)
"51-048", "51-062", "51-064", "51-516" and "51-564" submitted CMU's	Sure Klean <sup>®</sup> Custom Masonry Cleaner (1:6)

The most appropriate cleaner and dilution should be determined on the specific job-site, and will be dependent primarily on the nature and severity of soiling present at that location. Pressure rinsing equipment providing at least 400 psi at 4-6 gpm delivered through a 15-40 degree fan spray often produces best cleaning results.

Apply all products in accordance with the manufacturer's recommendation provided on container labels and product data sheets. On-site testing should be conducted to determine the most appropriate cleaning product and procedures for a particular project. See product literature for additional application and product information.



# PALLET TAG PROGRAM LABORATORY REPORT



**SECTION B – COLOR UNIFORMITY:**

**DESCRIPTION OF PRODUCTS EVALUATED – Color Uniformity:**

**Sure Klean® Custom Masonry Cleaner** – A general purpose, concentrated acidic cleaner for most custom masonry and colored concrete. Removes concrete splashes, excess mortar, mud, heavy efflorescence and surface soiling, leaving the masonry clean and uniform with no acid burning or streaking. Liquid concentrate for dilution with 2-6 parts water. Apply by brush or low-pressure spray.

**TEST METHOD – Color Uniformity Testing:**

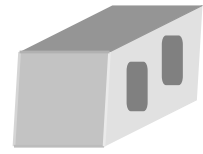
Dilution ratios refer to mixtures of parts concentrated cleaner: parts fresh water. Chemical cleaners were evaluated using the following procedure:

1. Prewet the surface with water.
2. Apply each cleaner at the appropriate dilutions.
3. Allow appropriate dwell time, as specified.  
     Custom Masonry Cleaner ..... 3 minutes
4. Reapply the products and moderately agitate with a brush.
5. Pressure rinse thoroughly.\*
6. Allow the sample to dry for at least 18 hours and visually examine.
7. Break the sample in half and compare the through-body surfaces to the cleaned surfaces for the best match.

\*Pressure rinsing was conducted at approximately 1300 psi with a warm water flow rate of 1.9 gallons per minute.



# PALLET TAG PROGRAM LABORATORY REPORT



**TEST RESULTS – Color Uniformity**

<b>Substrate:</b> Split-face CMU		<b>Pigment Color:</b> “51-000” (Light Gray)	
Product	Dilution	Aggregate Exposure	Surface Pigment Alteration/Removal
Custom Masonry Cleaner	1:2	4	4
Custom Masonry Cleaner	1:4	4	4
Custom Masonry Cleaner	1:6	4	4
<b>Substrate:</b> Split-face CMU		<b>Pigment Color:</b> “51-016” (Red)	
Product	Dilution	Aggregate Exposure	Surface Pigment Alteration/Removal
Custom Masonry Cleaner	1:2	4	4
Custom Masonry Cleaner	1:4	4	4
Custom Masonry Cleaner	1:6	4	4
<b>Substrate:</b> Split-face CMU		<b>Pigment Color:</b> “51-020” (Red)	
Product	Dilution	Aggregate Exposure	Surface Pigment Alteration/Removal
Custom Masonry Cleaner	1:2	4	4
Custom Masonry Cleaner	1:4	4	4
Custom Masonry Cleaner	1:6	4	4
<b>Substrate:</b> Split-face CMU		<b>Pigment Color:</b> “51-026” (Brown)	
Product	Dilution	Aggregate Exposure	Surface Pigment Alteration/Removal
Custom Masonry Cleaner	1:2	4	4
Custom Masonry Cleaner	1:4	4	4
Custom Masonry Cleaner	1:6	4	4
<b>Substrate:</b> Split-face CMU		<b>Pigment Color:</b> “51-036” (Brown)	
Product	Dilution	Aggregate Exposure	Surface Pigment Alteration/Removal
Custom Masonry Cleaner	1:2	4	4
Custom Masonry Cleaner	1:4	4	4
Custom Masonry Cleaner	1:6	4	4
<b>Substrate:</b> Split-face CMU		<b>Pigment Color:</b> “51-038” (Dark Brown)	
Product	Dilution	Aggregate Exposure	Surface Pigment Alteration/Removal
Custom Masonry Cleaner	1:2	4	4
Custom Masonry Cleaner	1:4	4	4
Custom Masonry Cleaner	1:6	4	4
<b>Substrate:</b> Split-face CMU		<b>Pigment Color:</b> “51-042” (Dark Brown)	
Product	Dilution	Aggregate Exposure	Surface Pigment Alteration/Removal
Custom Masonry Cleaner	1:2	4	4
Custom Masonry Cleaner	1:4	4	4
Custom Masonry Cleaner	1:6	4	4

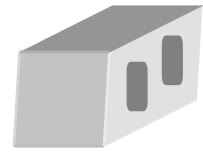
Scale used for reporting results of both categories

0 – **Worst** match to through-body  
 1 – **Poor** match to through-body  
 2 – **Fair** match to through-body

3 – **Good** match to through-body  
 4 – **Best** match to through-body



# PALLET TAG PROGRAM LABORATORY REPORT



**PROSOCO, Inc.**

Page 12

**TEST RESULTS – Color Uniformity**

<b>Substrate:</b> Split-face CMU		<b>Pigment Color:</b> “51-048” (Dark Brown)	
Product	Dilution	Aggregate Exposure	Surface Pigment Alteration/Removal
Custom Masonry Cleaner	1:2	4	4
Custom Masonry Cleaner	1:4	4	4
Custom Masonry Cleaner	1:6	4	4
<b>Substrate:</b> Split-face CMU		<b>Pigment Color:</b> “51-062” (Gray)	
Product	Dilution	Aggregate Exposure	Surface Pigment Alteration/Removal
Custom Masonry Cleaner	1:2	4	4
Custom Masonry Cleaner	1:4	4	4
Custom Masonry Cleaner	1:6	4	4
<b>Substrate:</b> Split-face CMU		<b>Pigment Color:</b> “51-064” (Dark Gray)	
Product	Dilution	Aggregate Exposure	Surface Pigment Alteration/Removal
Custom Masonry Cleaner	1:2	4	4
Custom Masonry Cleaner	1:4	4	4
Custom Masonry Cleaner	1:6	4	4
<b>Substrate:</b> Split-face CMU		<b>Pigment Color:</b> “51-505” (Light Gray)	
Product	Dilution	Aggregate Exposure	Surface Pigment Alteration/Removal
Custom Masonry Cleaner	1:2	4	4
Custom Masonry Cleaner	1:4	4	4
Custom Masonry Cleaner	1:6	4	4
<b>Substrate:</b> Split-face CMU		<b>Pigment Color:</b> “51-516” (Light Red)	
Product	Dilution	Aggregate Exposure	Surface Pigment Alteration/Removal
Custom Masonry Cleaner	1:2	4	4
Custom Masonry Cleaner	1:4	4	4
Custom Masonry Cleaner	1:6	4	4
<b>Substrate:</b> Split-face CMU		<b>Pigment Color:</b> “51-536” (Dark Brown)	
Product	Dilution	Aggregate Exposure	Surface Pigment Alteration/Removal
Custom Masonry Cleaner	1:2	4	4
Custom Masonry Cleaner	1:4	4	4
Custom Masonry Cleaner	1:6	4	4
<b>Substrate:</b> Split-face CMU		<b>Pigment Color:</b> “51-564” (Dark Gray)	
Product	Dilution	Aggregate Exposure	Surface Pigment Alteration/Removal
Custom Masonry Cleaner	1:2	4	4
Custom Masonry Cleaner	1:4	4	4
Custom Masonry Cleaner	1:6	4	4

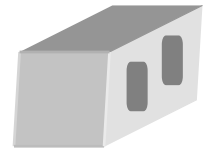
Scale used for reporting results of both categories

0 – **Worst** match to through-body  
 1 – **Poor** match to through-body  
 2 – **Fair** match to through-body

3 – **Good** match to through-body  
 4 – **Best** match to through-body



# PALLET TAG PROGRAM LABORATORY REPORT




PROSOCO, Inc.

Page 13

---

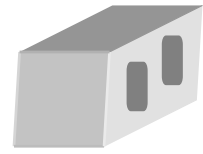
## PHOTOGRAPHS – Color Uniformity

“51-516” Split-face CMU; Through-body





# PALLET TAG PROGRAM LABORATORY REPORT



**PROSOCO, Inc.**

**Page 14**

---

## **CONCLUSIONS: COLOR UNIFORMITY:**

All dilutions of Sure Klean<sup>®</sup> Custom Masonry Cleaner tested affected the substrate in a similar manner. Higher concentrations of cleaner removed moderate to heavy concentrations of pigmented matrix, exposing small and large aggregate. Lower concentrations of cleaner removed slight to moderate concentrations of pigmented matrix, exposing small and large aggregate. All dilutions enhanced the natural appearance of the integrally colored CMU.

---

## **RECOMMENDATIONS – COLOR UNIFORMITY**

Recommendations for color uniformity for each type of CMU submitted by County Materials, Madison, WI, are provided in the chart below. Recommendations are based on the optimum dilution that provides the best color uniformity.

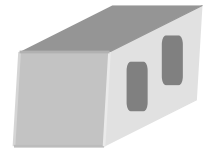
<b>Block</b>	<b>Color Uniformity</b>
"51-000", "51-020" and "51-038" submitted CMU's	Sure Klean <sup>®</sup> Custom Masonry Cleaner (1:2)
"51-016", "51-026", "51-036", "51-042", "51-505", and "51-536" submitted CMU's	Sure Klean <sup>®</sup> Custom Masonry Cleaner (1:4)
"51-048", "51-062", "51-064", "51-516" and "51-564" submitted CMU's	Sure Klean <sup>®</sup> Custom Masonry Cleaner (1:6)

The most appropriate cleaner and dilution should be determined on the specific job-site, and will be dependent primarily on the nature and severity of soiling present at that location. Pressure rinsing equipment providing at least 400 psi at 4-6 gpm delivered through a 15-40 degree fan spray often produces best cleaning results.

Apply all products in accordance with the manufacturer's recommendation provided on container labels and product data sheets. On-site testing should be conducted to determine the most appropriate cleaning product and procedures for a particular project. See product literature for additional application and product information.



# PALLET TAG PROGRAM LABORATORY REPORT



PROSOCO, Inc.

Page 15

---

## SECTION C – PROTECTIVE WATER REPELLENTS:

The testing described below evaluates the suitability of water repellent treatments.

The surface treatments evaluated were selected for their suitability for application based on the following selection criteria:

1. Weatherproofing properties
2. Color change
3. Ease of application

---

## DESCRIPTIONS OF PRODUCTS EVALUATED – Protective Water Repellents:

**Sure Klean® Custom Masonry Sealer** – A clear, solvent-based silicone elastomer formulated to weatherproof custom masonry units, cast stone, architectural concrete block, precast concrete, wood and porous masonry. Custom Masonry Sealer penetrates and fills pores to prevent water penetration through exterior walls exposed to normal weathering.

**Sure Klean® Weather Seal Siloxane WB Concentrate** – A concentrated water repellent designed for dilution with fresh water at the jobsite. This solvent-free blend of siloxanes and oligomeric alkoxysiloxanes mixes easily with water to produce a penetrating water repellent ideal for application to dense or porous masonry surfaces.

An effective alternative to conventional solvent-based silanes or siloxanes, Siloxane WB penetrates and chemically bonds deep within the masonry substrate to provide long-lasting protection against water-related staining or deterioration. Will not darken, produce a surface film or impair the natural breathing characteristics of treated surfaces.

**Sure Klean® Weather Seal Siloxane PD** – A ready-to-use, water-based silane/siloxane water repellent for concrete, GFRC, and most masonry and stucco surfaces. Siloxane PD will not impair the natural breathing characteristics of treated surfaces. It helps masonry resist cracking, spalling, staining and other damage related to water intrusion. Low odor and alkaline stable, Siloxane PD is ideal for field and in-plant application.

---

## SAMPLE PREPARATION – Protective Water Repellents:

The submitted blocks were scored, allowed to dry, and to reabsorb atmospheric humidity for 24 hours prior to treatment. The treatment method consisted of a wet-on-wet brush application. All treatments were allowed to cure at least 3 days prior to testing.

---

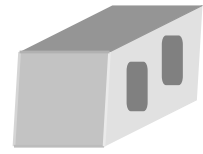
## TEST METHODS – Protective Water Repellents:

### Water Absorption Tube Test: RILEM II.4, 60 mph, 20 Minutes

The water absorption tube test simulating wind driven rain conditions was performed. This test simulates 60 mile per hour wind driven rain conditions for a period of 20 minutes. See Technical Services TECH Note RILEM Tube Test Procedures.



# PALLET TAG PROGRAM LABORATORY REPORT



**PROSOCO, Inc.**

**Page 16**

**TEST RESULTS – Protective Water Repellents:**

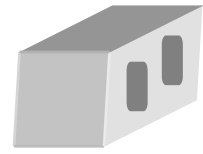
**Water Absorption Tube Test: RILEM II.4, 60 mph, 20 Minutes**

<b>RESULTS</b>	
<b>"51-000" Split-face CMU</b>	
Untreated Control	< 40 mph
Custom Masonry Sealer	60 mph
Siloxane WB 1:9	60 mph
Siloxane WB 1:14	60 mph
Siloxane PD	60 mph
<b>"51-016" Split-face CMU</b>	
Untreated Control	< 40 mph
Custom Masonry Sealer	60 mph
Siloxane WB 1:9	60 mph
Siloxane WB 1:14	60 mph
Siloxane PD	60 mph
<b>"51-020" Split-face CMU</b>	
Untreated Control	< 40 mph
Custom Masonry Sealer	60 mph
Siloxane WB 1:9	60 mph
Siloxane WB 1:14	60 mph
Siloxane PD	56 mph
<b>"51-026" Split-face CMU</b>	
Untreated Control	< 40 mph
Custom Masonry Sealer	59 mph
Siloxane WB 1:9	60 mph
Siloxane WB 1:14	57 mph
Siloxane PD	59 mph
<b>"51-036" Split-face CMU</b>	
Untreated Control	55 mph
Custom Masonry Sealer	60 mph
Siloxane WB 1:9	59 mph
Siloxane WB 1:14	60 mph
Siloxane PD	59 mph





# PALLET TAG PROGRAM LABORATORY REPORT



**PROSOCO, Inc.**

**Page 17**

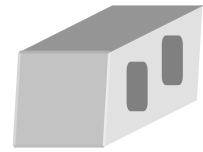
## TEST RESULTS – Protective Water Repellents:

### Water Absorption Tube Test: RILEM II.4, 60 mph, 20 Minutes

RESULTS	
<b>"51-038" Split-face CMU</b>	
Untreated Control	< 40 mph
Custom Masonry Sealer	60 mph
Siloxane WB 1:9	60 mph
Siloxane WB 1:14	60 mph
Siloxane PD	60 mph
<b>"51-042" Split-face CMU</b>	
Untreated Control	< 40 mph
Custom Masonry Sealer	59 mph
Siloxane WB 1:9	60 mph
Siloxane WB 1:14	59 mph
Siloxane PD	59 mph
<b>"51-048" Split-face CMU</b>	
Untreated Control	53 mph
Custom Masonry Sealer	58 mph
Siloxane WB 1:9	60 mph
Siloxane WB 1:14	60 mph
Siloxane PD	60 mph
<b>"51-062" Split-face CMU</b>	
Untreated Control	< 40 mph
Custom Masonry Sealer	59 mph
Siloxane WB 1:9	59 mph
Siloxane WB 1:14	59 mph
Siloxane PD	60 mph
<b>"51-064" Split-face CMU</b>	
Untreated Control	< 40 mph
Custom Masonry Sealer	60 mph
Siloxane WB 1:9	58 mph
Siloxane WB 1:14	60 mph
Siloxane PD	60 mph



# PALLET TAG PROGRAM LABORATORY REPORT



**PROSOCO, Inc.**

**Page 18**

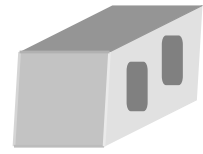
**TEST RESULTS – Protective Water Repellents:**

**Water Absorption Tube Test: RILEM II.4, 60 mph, 20 Minutes**

<b>RESULTS</b>	
<b>"51-505" Split-face CMU</b>	
Untreated Control	< 40 mph
Custom Masonry Sealer	59 mph
Siloxane WB 1:9	58 mph
Siloxane WB 1:14	59 mph
Siloxane PD	59 mph
<b>"51-516" Split-face CMU</b>	
Untreated Control	< 40 mph
Custom Masonry Sealer	59 mph
Siloxane WB 1:9	60 mph
Siloxane WB 1:14	60 mph
Siloxane PD	59 mph
<b>"51-536" Split-face CMU</b>	
Untreated Control	< 40 mph
Custom Masonry Sealer	55 mph
Siloxane WB 1:9	60 mph
Siloxane WB 1:14	60 mph
Siloxane PD	60 mph
<b>"51-564" Split-face CMU</b>	
Untreated Control	< 40 mph
Custom Masonry Sealer	60 mph
Siloxane WB 1:9	58 mph
Siloxane WB 1:14	58 mph
Siloxane PD	59 mph



# PALLET TAG PROGRAM LABORATORY REPORT




**PROSOCO, Inc.**

Page 19

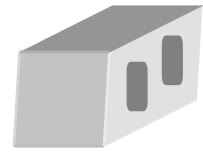
## PHOTOGRAPHS- Protective Water Repellents

### "51-026" Split-face CMU- RILEM Testing





# PALLET TAG PROGRAM LABORATORY REPORT



---

## CONCLUSIONS - Protective Water Repellents

Based upon laboratory evaluations, Sure Klean® Custom Masonry Sealer, Sure Klean® Weather Seal Siloxane PD and Sure Klean® Weather Seal Siloxane WB Concentrate in both dilutions tested provided excellent water repellency to all submitted samples. In addition, Sure Klean® Custom Masonry Sealer enhanced the appearance of each CMU.

---

## RECOMMENDATIONS - PROTECTIVE WATER REPELLENTS

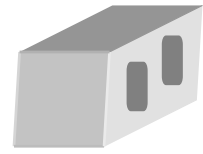
Recommendations for water repellency treatment for each type of CMU submitted by County Materials, Madison, WI, are provided in the chart below. Recommendations are based on the treatment that proved most effective and can provide water repellency on all types submitted.

Block Type	Water Repellents
All Submitted CMU's	Sure Klean® Custom Masonry Sealer OR Sure Klean® Weather Seal Siloxane WB Concentrate 1:9 OR Sure Klean® Weather Seal Siloxane WB Concentrate 1:14 OR Sure Klean® Weather Seal PD

Apply all products in accordance with the manufacturer's recommendation provided on container labels and product data sheets. On-site testing should be conducted to determine the most appropriate water repellent product and procedures for a particular project. See product literature for additional application and product information.



# PALLET TAG PROGRAM LABORATORY REPORT



PROSOCO, Inc.

Page 21

---

## SECTION D – GRAFFITI CONTROL

### DESCRIPTION OF PRODUCTS EVALUATED

These trials were conducted to determine the optimal graffiti control treatment.

#### Graffiti Control Treatments

**Sure Klean® Weather Seal Blok-Guard® & Graffiti Control** – A clear, solvent-based silicone elastomer formulated to weatherproof concrete block and other porous masonry material. Sure Klean® Weather Seal Blok-Guard® & Graffiti Control protects masonry surfaces from repeated graffiti attacks without altering the natural appearance.

#### Products Evaluated for Graffiti Removal

**Defacer Eraser® Graffiti Wipe** – An easy-to-use graffiti remover that does not contain methanol, methylene chloride or other “halogenated” solvents prohibited on many projects. Graffiti Wipe removes a variety of graffiti stains from most smooth masonry, wood and metal surfaces.

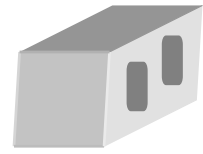
**Sure Klean® Fast Acting Stripper** – A thixotropic stripping compound formulated specifically for removal of high strength paints and coatings such as epoxies, polyurethanes, and floor enamels. Additionally, Fast Acting Stripper dissolves most spray paints, marking pens, lacquers and other graffiti.

#### Graffiti Agents

Interior/Exterior Spray Paint (Red)  
Permanent Marker (Green)  
Permanent Marker (Red)  
Permanent Marker (Black)



# PALLET TAG PROGRAM LABORATORY REPORT



## **SAMPLE PREPARATION – Graffiti Control**

This evaluation compares the effectiveness in preventing staining of enamel spray paint and permanent markers.

Sections of the concrete samples were treated with one coat of Sure Klean® Weather Seal Blok-Guard® & Graffiti Control , in accordance with PROSOCO, Inc.'s Product Guide application instructions and then allowed to cure for at least one day. At the end of the one-day cure period, a visual adverse effects evaluation was made and then the graffiti agents were applied to the substrates.

Spray paint and markers were applied as graffiti agents to all treated surfaces no sooner than one day following application of Sure Klean® Weather Seal Blok-Guard® & Graffiti Control . Removal of the graffiti agents was attempted 24 hours after application of the graffiti agents, using Defacer Eraser® Graffiti Wipe and Sure Klean® Fast Acting Stripper.

## **TEST METHOD – Graffiti Control**

Chemical cleaners were evaluated using the following procedure:

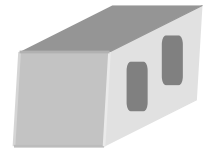
1. Apply the product to a dry surface, soiled with graffiti.
2. Allow appropriate dwell time:
 

Graffiti Wipe.....	5 minutes
Fast Acting Stripper .....	20 minutes
3. Pressure rinse thoroughly until water runs clear. \*
4. Allow the surface to dry thoroughly and visually examine to determine effectiveness.

\* Pressure rinsing was conducted at approximately 1300 psi with a warm water flow rate of 1.9 gallons per minute.



# PALLET TAG PROGRAM LABORATORY REPORT

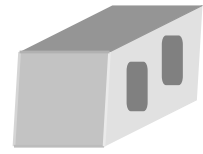


**TEST RESULTS – Graffiti Control**

<b>“51-000” Split-face CMU</b>					
<b>Untreated Control</b>	<b>Red Paint</b>	<b>Black Marker</b>	<b>Green Marker</b>	<b>Red Marker</b>	<b>% Avg. Removal</b>
Fast Acting Stripper	98%	95%	60%	70%	<b>81%</b>
Graffiti Wipe	98%	95%	60%	70%	<b>81%</b>
<b>Blok-Guard® &amp; Graffiti Control</b>	<b>Red Paint</b>	<b>Black Marker</b>	<b>Green Marker</b>	<b>Red Marker</b>	<b>% Avg. Removal</b>
Fast Acting Stripper	98%	98%	98%	98%	<b>98%</b>
Graffiti Wipe	98%	98%	98%	98%	<b>98%</b>
<b>“51-016” Split-face CMU</b>					
<b>Untreated Control</b>	<b>Red Paint</b>	<b>Black Marker</b>	<b>Green Marker</b>	<b>Red Marker</b>	<b>% Avg. Removal</b>
Fast Acting Stripper	90%	95%	70%	70%	<b>81%</b>
Graffiti Wipe	95%	90%	70%	70%	<b>81%</b>
<b>Blok-Guard® &amp; Graffiti Control</b>	<b>Red Paint</b>	<b>Black Marker</b>	<b>Green Marker</b>	<b>Red Marker</b>	<b>% Avg. Removal</b>
Fast Acting Stripper	75%	100%	95%	95%	<b>91%</b>
Graffiti Wipe	95%	100%	95%	95%	<b>96%</b>
<b>“51-020” Split-face CMU</b>					
<b>Untreated Control</b>	<b>Red Paint</b>	<b>Black Marker</b>	<b>Green Marker</b>	<b>Red Marker</b>	<b>% Avg. Removal</b>
Fast Acting Stripper	95%	95%	75%	95%	<b>90%</b>
Graffiti Wipe	95%	90%	75%	95%	<b>89%</b>
<b>Blok-Guard® &amp; Graffiti Control</b>	<b>Red Paint</b>	<b>Black Marker</b>	<b>Green Marker</b>	<b>Red Marker</b>	<b>% Avg. Removal</b>
Fast Acting Stripper	100%	100%	100%	100%	<b>100%</b>
Graffiti Wipe	100%	100%	100%	100%	<b>100%</b>
<b>“51-026” Split-face CMU</b>					
<b>Untreated Control</b>	<b>Red Paint</b>	<b>Black Marker</b>	<b>Green Marker</b>	<b>Red Marker</b>	<b>% Avg. Removal</b>
Fast Acting Stripper	98%	95%	65%	65%	<b>81%</b>
Graffiti Wipe	98%	90%	65%	65%	<b>81%</b>
<b>Blok-Guard® &amp; Graffiti Control</b>	<b>Red Paint</b>	<b>Black Marker</b>	<b>Green Marker</b>	<b>Red Marker</b>	<b>% Avg. Removal</b>
Fast Acting Stripper	95%	95%	95%	95%	<b>95%</b>
Graffiti Wipe	95%	95%	95%	95%	<b>95%</b>
<b>“51-036” Split-face CMU</b>					
<b>Untreated Control</b>	<b>Red Paint</b>	<b>Black Marker</b>	<b>Green Marker</b>	<b>Red Marker</b>	<b>% Avg. Removal</b>
Fast Acting Stripper	95%	98%	70%	90%	<b>88%</b>
Graffiti Wipe	70%	70%	70%	70%	<b>70%</b>
<b>Blok-Guard® &amp; Graffiti Control</b>	<b>Red Paint</b>	<b>Black Marker</b>	<b>Green Marker</b>	<b>Red Marker</b>	<b>% Avg. Removal</b>
Fast Acting Stripper	85%	95%	95%	95%	<b>93%</b>
Graffiti Wipe	85%	95%	90%	90%	<b>90%</b>



# PALLET TAG PROGRAM LABORATORY REPORT



**PROSOCO, Inc.**

Page 24

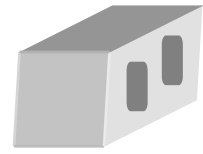
**TEST RESULTS – Graffiti Control**

<b>“51-038” Split-face CMU</b>					
<b>Untreated Control</b>	<b>Red Paint</b>	<b>Black Marker</b>	<b>Green Marker</b>	<b>Red Marker</b>	<b>% Avg. Removal</b>
Fast Acting Stripper	95%	95%	75%	85%	<b>88%</b>
Graffiti Wipe	98%	95%	75%	85%	<b>88%</b>
<b>Blok-Guard® &amp; Graffiti Control</b>	<b>Red Paint</b>	<b>Black Marker</b>	<b>Green Marker</b>	<b>Red Marker</b>	<b>% Avg. Removal</b>
Fast Acting Stripper	95%	98%	98%	98%	<b>97%</b>
Graffiti Wipe	98%	98%	98%	98%	<b>98%</b>
<b>“51-042” Split-face CMU</b>					
<b>Untreated Control</b>	<b>Red Paint</b>	<b>Black Marker</b>	<b>Green Marker</b>	<b>Red Marker</b>	<b>% Avg. Removal</b>
Fast Acting Stripper	95%	98%	85%	85%	<b>91%</b>
Graffiti Wipe	95%	85%	80%	80%	<b>85%</b>
<b>Blok-Guard® &amp; Graffiti Control</b>	<b>Red Paint</b>	<b>Black Marker</b>	<b>Green Marker</b>	<b>Red Marker</b>	<b>% Avg. Removal</b>
Fast Acting Stripper	98%	98%	98%	98%	<b>98%</b>
Graffiti Wipe	95%	98%	95%	95%	<b>96%</b>
<b>“51-048” Split-face CMU</b>					
<b>Untreated Control</b>	<b>Red Paint</b>	<b>Black Marker</b>	<b>Green Marker</b>	<b>Red Marker</b>	<b>% Avg. Removal</b>
Fast Acting Stripper	90%	98%	75%	85%	<b>87%</b>
Graffiti Wipe	80%	90%	75%	80%	<b>81%</b>
<b>Blok-Guard® &amp; Graffiti Control</b>	<b>Red Paint</b>	<b>Black Marker</b>	<b>Green Marker</b>	<b>Red Marker</b>	<b>% Avg. Removal</b>
Fast Acting Stripper	95%	100%	98%	98%	<b>98%</b>
Graffiti Wipe	95%	100%	90%	90%	<b>94%</b>
<b>“51-062” Split-face CMU</b>					
<b>Untreated Control</b>	<b>Red Paint</b>	<b>Black Marker</b>	<b>Green Marker</b>	<b>Red Marker</b>	<b>% Avg. Removal</b>
Fast Acting Stripper	90%	100%	70%	70%	<b>83%</b>
Graffiti Wipe	75%	100%	70%	70%	<b>79%</b>
<b>Blok-Guard® &amp; Graffiti Control</b>	<b>Red Paint</b>	<b>Black Marker</b>	<b>Green Marker</b>	<b>Red Marker</b>	<b>% Avg. Removal</b>
Fast Acting Stripper	90%	98%	98%	98%	<b>96%</b>
Graffiti Wipe	90%	95%	95%	95%	<b>94%</b>
<b>“51-064” Split-face CMU</b>					
<b>Untreated Control</b>	<b>Red Paint</b>	<b>Black Marker</b>	<b>Green Marker</b>	<b>Red Marker</b>	<b>% Avg. Removal</b>
Fast Acting Stripper	98%	90%	90%	90%	<b>92%</b>
Graffiti Wipe	80%	90%	90%	90%	<b>88%</b>
<b>Blok-Guard® &amp; Graffiti Control</b>	<b>Red Paint</b>	<b>Black Marker</b>	<b>Green Marker</b>	<b>Red Marker</b>	<b>% Avg. Removal</b>
Fast Acting Stripper	98%	98%	98%	98%	<b>98%</b>
Graffiti Wipe	90%	98%	98%	98%	<b>96%</b>





# PALLET TAG PROGRAM LABORATORY REPORT



**PROSOCO, Inc.**

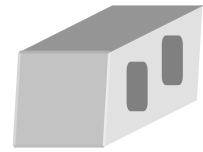
Page 25

**TEST RESULTS – Graffiti Control**

<b>“51-505” Split-face CMU</b>					
<b>Untreated Control</b>	<b>Red Paint</b>	<b>Black Marker</b>	<b>Green Marker</b>	<b>Red Marker</b>	<b>% Avg. Removal</b>
Fast Acting Stripper	80%	90%	70%	70%	<b>78%</b>
Graffiti Wipe	80%	80%	70%	70%	<b>75%</b>
<b>Blok-Guard® &amp; Graffiti Control</b>	<b>Red Paint</b>	<b>Black Marker</b>	<b>Green Marker</b>	<b>Red Marker</b>	<b>% Avg. Removal</b>
Fast Acting Stripper	85%	98%	80%	80%	<b>86%</b>
Graffiti Wipe	85%	98%	80%	80%	<b>86%</b>
<b>“51-516” Split-face CMU</b>					
<b>Untreated Control</b>	<b>Red Paint</b>	<b>Black Marker</b>	<b>Green Marker</b>	<b>Red Marker</b>	<b>% Avg. Removal</b>
Fast Acting Stripper	95%	95%	50%	50%	<b>73%</b>
Graffiti Wipe	85%	75%	80%	85%	<b>81%</b>
<b>Blok-Guard® &amp; Graffiti Control</b>	<b>Red Paint</b>	<b>Black Marker</b>	<b>Green Marker</b>	<b>Red Marker</b>	<b>% Avg. Removal</b>
Fast Acting Stripper	95%	80%	80%	80%	<b>84%</b>
Graffiti Wipe	95%	80%	80%	80%	<b>84%</b>
<b>“51-536” Split-face CMU</b>					
<b>Untreated Control</b>	<b>Red Paint</b>	<b>Black Marker</b>	<b>Green Marker</b>	<b>Red Marker</b>	<b>% Avg. Removal</b>
Fast Acting Stripper	95%	95%	80%	90%	<b>90%</b>
Graffiti Wipe	95%	95%	80%	90%	<b>90%</b>
<b>Blok-Guard® &amp; Graffiti Control</b>	<b>Red Paint</b>	<b>Black Marker</b>	<b>Green Marker</b>	<b>Red Marker</b>	<b>% Avg. Removal</b>
Fast Acting Stripper	98%	100%	95%	95%	<b>97%</b>
Graffiti Wipe	98%	100%	95%	95%	<b>97%</b>
<b>“51-564” Split-face CMU</b>					
<b>Untreated Control</b>	<b>Red Paint</b>	<b>Black Marker</b>	<b>Green Marker</b>	<b>Red Marker</b>	<b>% Avg. Removal</b>
Fast Acting Stripper	95%	98%	85%	85%	<b>91%</b>
Graffiti Wipe	95%	98%	85%	85%	<b>91%</b>
<b>Blok-Guard® &amp; Graffiti Control</b>	<b>Red Paint</b>	<b>Black Marker</b>	<b>Green Marker</b>	<b>Red Marker</b>	<b>% Avg. Removal</b>
Fast Acting Stripper	98%	98%	98%	98%	<b>98%</b>
Graffiti Wipe	98%	98%	98%	98%	<b>98%</b>



# PALLET TAG PROGRAM LABORATORY REPORT



## PHOTOGRAPHS – Graffiti Control


“51-042” Split-face CMU Before Graffiti Removal



Sure Klean® Weather Seal  
Blok-Guard® & Graffiti Control

Untreated  
Control

“51-042” Split-face CMU After Graffiti Removal



Sure Klean® Fast  
Acting Stripper

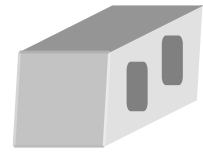
Defacer Eraser®  
Graffiti Wipe

Sure Klean® Fast  
Acting Stripper

Defacer Eraser®  
Graffiti Wipe



# PALLET TAG PROGRAM LABORATORY REPORT



## CONCLUSIONS – Graffiti Control

Based upon laboratory evaluations, graffiti removal was improved when the submitted samples were treated with Sure Klean® Weather Seal Blok-Guard® & Graffiti Control prior to graffiti application. In addition, Sure Klean® Weather Seal Blok-Guard® & Graffiti Control enhanced the appearance of the CMU's.

## RECOMMENDATIONS – GRAFFITI CONTROL

Recommendations for graffiti control treatment for each type of CMU submitted by County Materials, Madison, WI, are provided in the chart below. Recommendations are based on the treatment that proved most effective for providing graffiti repellency and the product that was most effective at removing the graffiti on all types submitted.

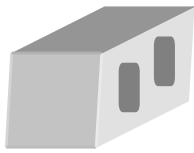
Block Type	Graffiti Repellents	Graffiti Removers
All Submitted CMU's	Sure Klean® Weather Seal Blok-Guard® & Graffiti Control	Sure Klean® Fast Acting Stripper OR Defacer Eraser® Graffiti Wipe

Apply all products in accordance with the manufacturer's recommendation provided on container labels and product data sheets. Because the severity of graffiti varies from location to location, on-site testing should be conducted to determine the most appropriate graffiti control product and procedure for a particular project.

For the most severe graffiti cases Sure Klean® Fast Acting Stripper is recommended for job-site testing. For mild graffiti cases, Defacer Eraser® Graffiti Wipe is recommended for job-site testing. See product literature for additional application and product information.

Nathan R. Colaner  
Technical Analyst

NRC/



---

***Laboratory Report***

**Pallet Tag Program Evaluation**

**County Materials  
Madison, WI**

***Project No. 0404-17 PTP***

***Prepared For:***

**County Materials  
Madison, WI**

***Prepared By:***



***PROSOCO, Inc.  
June 2004***