



PALLET TAG PROGRAM LABORATORY REPORT



TABLE OF CONTENTS

SAMPLES SUBMITTED 2

PURPOSE OF TEST 3

PRODUCTS EVALUATED 4

SECTION A – CLEANING INTEGRALLY COLORED CMU’s

DESCRIPTION OF PRODUCTS EVALUATED 5

TEST METHOD 5

TEST RESULTS 6-7

PHOTOGRAPHS OF CMU CLEANING 8-9

CONCLUSIONS 10

RECOMMENDATIONS 10

SECTION B – COLOR UNIFORMITY

DESCRIPTION OF PRODUCTS EVALUATED 11

TEST METHOD 11

TEST RESULTS 12-14

PHOTOGRAPHS OF CMU COLOR UNIFORMITY TESTING 15

CONCLUSIONS 16

RECOMMENDATIONS 16

SECTION C - PROTECTIVE WATER REPELLENTS

DESCRIPTION OF PRODUCTS EVALUATED 17

TEST METHODS 17

TEST RESULTS 18-19

PHOTOGRAPHS OF CMU WATER REPELLENCY 20

CONCLUSIONS 21

RECOMMENDATIONS 21

SECTION D – GRAFFITI CONTROL

DESCRIPTION OF PRODUCTS EVALUATED 22

TEST METHOD 23

TEST RESULTS 24-25

PHOTOGRAPH OF CMU GRAFFITI TESTING 26

CONCLUSIONS 27

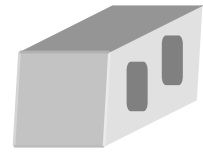
RECOMMENDATIONS 27

ATTACHMENTS

- Technical Services TECH Note RILEM Tube Test Procedures
- Product Data literature for all products evaluated



PALLET TAG PROGRAM LABORATORY REPORT



PROSOCO, Inc.

Page 2

FOR: Steve Hawkins
cc: Paul Tessier
Steve Dean

SUBJECT: Strata Corporation
Grand Forks, ND

DATE: February 6, 2004

PROJECT: PTP 0401-03

SAMPLES SUBMITTED: Ten types of CMU's, eight with Dri-Blok[®]

Block	Name/Color	Size
Split-face CMU	Natural Gray	16" x 8" x 2"
Smooth-face CMU	Natural Gray	
Split-face CMU	# 470 Charcoal Gray w/Dri-Block [®]	
Smooth-face CMU	# 470 Charcoal Gray w/Dri-Block [®]	
Split-face CMU	# 257 Medium Brown w/Dri-Block [®]	
Smooth-face CMU	# 257 Medium Brown w/Dri-Block [®]	
Split-face CMU	# 370 Tan w/Dri-Block	
Smooth-face CMU	# 370 Tan w/Dri-Block	
Split-face CMU	# 154 Red w/Dri-Block	
Smooth-face CMU	# 154 Red w/Dri-Block	

Submitted by: Steve Hawkins



PALLET TAG PROGRAM LABORATORY REPORT



PROSOCO, Inc.

Page 3

PURPOSE OF TESTING:

Five integrally colored split-face concrete blocks and five integrally colored smooth-face concrete blocks, all with large, small and fine aggregate were submitted for testing using PROSOCO's new construction cleaning, water repellent products, and graffiti control products.

A. Cleaning Concrete Masonry Units: Sure Klean[®] Custom Masonry Cleaner and Sure Klean[®] Burnished Custom Masonry Cleaner were evaluated for removal of laboratory applied mortar.

To simulate new construction soiling, all concrete masonry units (CMU's) are placed on a bench with finished surface facing upward. Hollow cylinders measuring 50 mm in diameter and 75 mm tall are positioned on top of each CMU and filled with a wet mixture of Ash Grove[®] Type S mortar. The wet, mortar-filled cylinder is allowed to remain in contact with the CMU for 10 minutes before removal.

Heavy deposits of mortar are removed with dry scraping after 24 hours. Prepared cleaning solutions are then evaluated for their effectiveness in removing residual Ash Grove[®] Type S mortar staining after 3 days, 7 days, and 14 days of curing*.

B. Color Uniformity Testing* - Sure Klean[®] Custom Masonry Cleaner and Sure Klean[®] Burnished Custom Masonry Cleaner were evaluated at various dilutions to determine the optimal concentration of cleaner that leaves the external surface looking most like the natural through-body color of the CMU. Color uniformity was evaluated by comparing aggregate exposure and surface pigment alternation/removal of each cleaned surface compared to the natural through-body color of the CMU.

Aggregate Exposure is the visual examination comparing aggregate exposure of the interior, through-body section of CMU to surfaces cleaned with selected product(s) at given dilutions.

Surface Pigment Alteration/Removal* is the visual examination comparing the pigmentation of the interior, through-body section of the CMU to surfaces cleaned with selected product(s) at given dilutions.

The following is the scale used for reporting results of both categories:

- | | |
|--|---------------------------------------|
| 0 – Worst match to through-body | 3 – Good match to through-body |
| 1 – Poor match to through-body | 4 – Best match to through-body |
| 2 – Fair match to through-body | |

NOTE: When cleaning integrally colored CMU.

Integrally colored concrete masonry units (CMU's) frequently have high amounts of pigments concentrated on the surface of the cured concrete unit. Variation of surface pigment concentrations from one CMU to the next creates a blotchy appearance in the completed wall. Allowed to remain on the surface of the CMU, the weakly bound pigment will weather and streak, further detracting from the appearance of the completed CMU wall.

In addition to removing excess mortar and construction related soiling, the goal of any cleaning operation undertaken on integrally colored CMU should include removal of unnaturally high concentrations of surface pigment. By revealing the natural through-body color on the integrally colored unit, the overall color uniformity and weathering resistance of the completed CMU wall is improved.

C. Protective Water Repellents – Sure Klean[®] Custom Masonry Sealer was evaluated for its ability to provide water repellency to the submitted samples.

D. Graffiti Control – Sure Klean[®] Custom Masonry Cleaner was evaluated for its ability to control graffiti on the submitted samples. Sure Klean[®] Fast Acting Stripper and Defacer Eraser[®] Graffiti Wipe were evaluated for their ability to remove graffiti from the submitted samples.



PALLET TAG PROGRAM LABORATORY REPORT



PROSOCO, Inc.

Page 4

PRODUCTS EVALUATED FOR CLEANING AND COLOR UNIFORMITY

Block Type	Product	Dilution
All Submitted CMU's	Sure Klean® Custom Masonry Cleaner	1:2, 1:4, 1:6
	Sure Klean® Burnished Custom Masonry Cleaner	1:2, 1:3

WATER REPELLENT PRODUCTS EVALUATED

Block Type	Product	Dilution
All Submitted CMU's	Sure Klean® Custom Masonry Sealer	Concentrate

GRAFFITI CONTROL PRODUCTS EVALUATED

Block Type	Product
All Submitted CMU's	Sure Klean® Custom Masonry Sealer

GRAFFITI REMOVAL PRODUCTS EVALUATED

Block Type	Product
All Submitted CMU's	Sure Klean® Fast Acting Stripper
	Defacer Eraser® Graffiti Wipe



PALLET TAG PROGRAM LABORATORY REPORT



SECTION A – CLEANING INTEGRALLY COLORED CMU's

DESCRIPTION OF PRODUCTS EVALUATED

These cleaning trials were conducted to determine the optimal cleaning/cure time combination.

Sure Klean® Custom Masonry Cleaner – A general purpose, concentrated acidic cleaner for most custom masonry and colored concrete. Removes concrete splashes, excess mortar, mud, heavy efflorescence and surface soiling, leaving the masonry clean and uniform with no acid burning or streaking. Liquid concentrate for dilution with 2-6 parts water. Apply by brush or low-pressure spray.

Sure Klean® Burnished Custom Masonry Cleaner – Removes common construction and atmospheric staining from custom masonry and other architectural concrete surfaces. This general-purpose, nonetching acidic cleaner removes rust, mud, oil, atmospheric dirt, mortar smears and other stains without altering the surface texture. Burnished Custom Masonry Cleaner adds depth to colors and brightens white matrices and exposed aggregate.

TEST METHOD – Cleaning

Dilution ratios refer to mixtures of parts concentrated cleaner : parts fresh water. Chemical cleaners were evaluated using the following procedure:

1. Prewet the surface with water.
2. Apply each cleaner at the appropriate dilutions.
3. Allow appropriate dwell time for each cleaner:

Custom Masonry Cleaner.....	3 minutes
Burnished Custom Masonry Cleaner	3-5 minutes
4. Reapply the products and moderately agitate with a brush.
5. Pressure rinse thoroughly.*
6. Allow the surface to dry for at least 18 hours and visually examine.

*Pressure rinsing was conducted at approximately 1300 psi with a warm water flow rate of 1.9 gallons per minute.



PALLET TAG PROGRAM LABORATORY REPORT



PROSOCO, Inc.

Page 6

TEST RESULTS – Cleaning

% Removal of Type S Mortar

“Natural Gray” Split-face CMU				
Product	Dilution	3 day	7 day	14 day
Custom Masonry Cleaner	1:2	100%	100%	100%
Custom Masonry Cleaner	1:4	100%	100%	98%
Custom Masonry Cleaner	1:6	100%	100%	98%
Burnished Custom Masonry Cleaner	1:2	90%	95%	100%
Burnished Custom Masonry Cleaner	1:3	90%	95%	95%
“Natural Gray” Smooth-face CMU				
Product	Dilution	3 day	7 day	14 day
Custom Masonry Cleaner	1:2	100%	100%	100%
Custom Masonry Cleaner	1:4	100%	100%	100%
Custom Masonry Cleaner	1:6	100%	100%	100%
Burnished Custom Masonry Cleaner	1:2	100%	100%	100%
Burnished Custom Masonry Cleaner	1:3	100%	100%	100%
“Charcoal” (470) Split-face CMU				
Product	Dilution	3 day	7 day	14 day
Custom Masonry Cleaner	1:2	100%	100%	100%
Custom Masonry Cleaner	1:4	100%	100%	100%
Custom Masonry Cleaner	1:6	100%	100%	100%
Burnished Custom Masonry Cleaner	1:2	90%	95%	90%
Burnished Custom Masonry Cleaner	1:3	90%	95%	90%
“Charcoal” (470) Smooth-face CMU				
Product	Dilution	3 day	7 day	14 day
Custom Masonry Cleaner	1:2	100%	95%	100%
Custom Masonry Cleaner	1:4	95%	95%	100%
Custom Masonry Cleaner	1:6	100%	100%	100%
Burnished Custom Masonry Cleaner	1:2	85%	85%	90%
Burnished Custom Masonry Cleaner	1:3	85%	85%	90%
“Medium Brown” (257) Split-face CMU				
Product	Dilution	3 day	7 day	14 day
Custom Masonry Cleaner	1:2	100%	100%	100%
Custom Masonry Cleaner	1:4	100%	95%	100%
Custom Masonry Cleaner	1:6	100%	100%	100%
Burnished Custom Masonry Cleaner	1:2	95%	95%	90%
Burnished Custom Masonry Cleaner	1:3	95%	95%	90%



PALLET TAG PROGRAM LABORATORY REPORT



PROSOCO, Inc.

Page 7

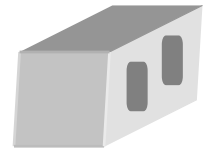
TEST RESULTS- Cleaning

% Removal of Type S Mortar

“Medium Brown” (257) Smooth-face CMU				
Product	Dilution	3 day	7 day	14 day
Custom Masonry Cleaner	1:2	100%	100%	100%
Custom Masonry Cleaner	1:4	100%	100%	100%
Custom Masonry Cleaner	1:6	100%	100%	100%
Burnished Custom Masonry Cleaner	1:2	90%	90%	95%
Burnished Custom Masonry Cleaner	1:3	90%	90%	95%
“Tan” (370) Split-face CMU				
Product	Dilution	3 day	7 day	14 day
Custom Masonry Cleaner	1:2	100%	95%	100%
Custom Masonry Cleaner	1:4	100%	95%	95%
Custom Masonry Cleaner	1:6	100%	100%	100%
Burnished Custom Masonry Cleaner	1:2	90%	95%	90%
Burnished Custom Masonry Cleaner	1:3	90%	95%	95%
“Tan” (370) Smooth-face CMU				
Product	Dilution	3 day	7 day	14 day
Custom Masonry Cleaner	1:2	100%	100%	100%
Custom Masonry Cleaner	1:4	100%	100%	100%
Custom Masonry Cleaner	1:6	100%	100%	100%
Burnished Custom Masonry Cleaner	1:2	100%	95%	100%
Burnished Custom Masonry Cleaner	1:3	100%	95%	100%
“Red” (154) Split-face CMU				
Product	Dilution	3 day	7 day	14 day
Custom Masonry Cleaner	1:2	100%	100%	100%
Custom Masonry Cleaner	1:4	100%	100%	100%
Custom Masonry Cleaner	1:6	100%	100%	100%
Burnished Custom Masonry Cleaner	1:2	85%	90%	95%
Burnished Custom Masonry Cleaner	1:3	90%	90%	95%
“Red” (154) Smooth-face CMU				
Product	Dilution	3 day	7 day	14 day
Custom Masonry Cleaner	1:2	100%	98%	98%
Custom Masonry Cleaner	1:4	100%	100%	98%
Custom Masonry Cleaner	1:6	100%	100%	98%
Burnished Custom Masonry Cleaner	1:2	85%	90%	85%
Burnished Custom Masonry Cleaner	1:3	85%	90%	85%




PALLET TAG PROGRAM LABORATORY REPORT




PHOTOGRAPHS- Cleaning

“Red” (154) Split-face CMU; 3 Day Cleaning



“Red” (154) Split-face CMU; 7 Day Cleaning



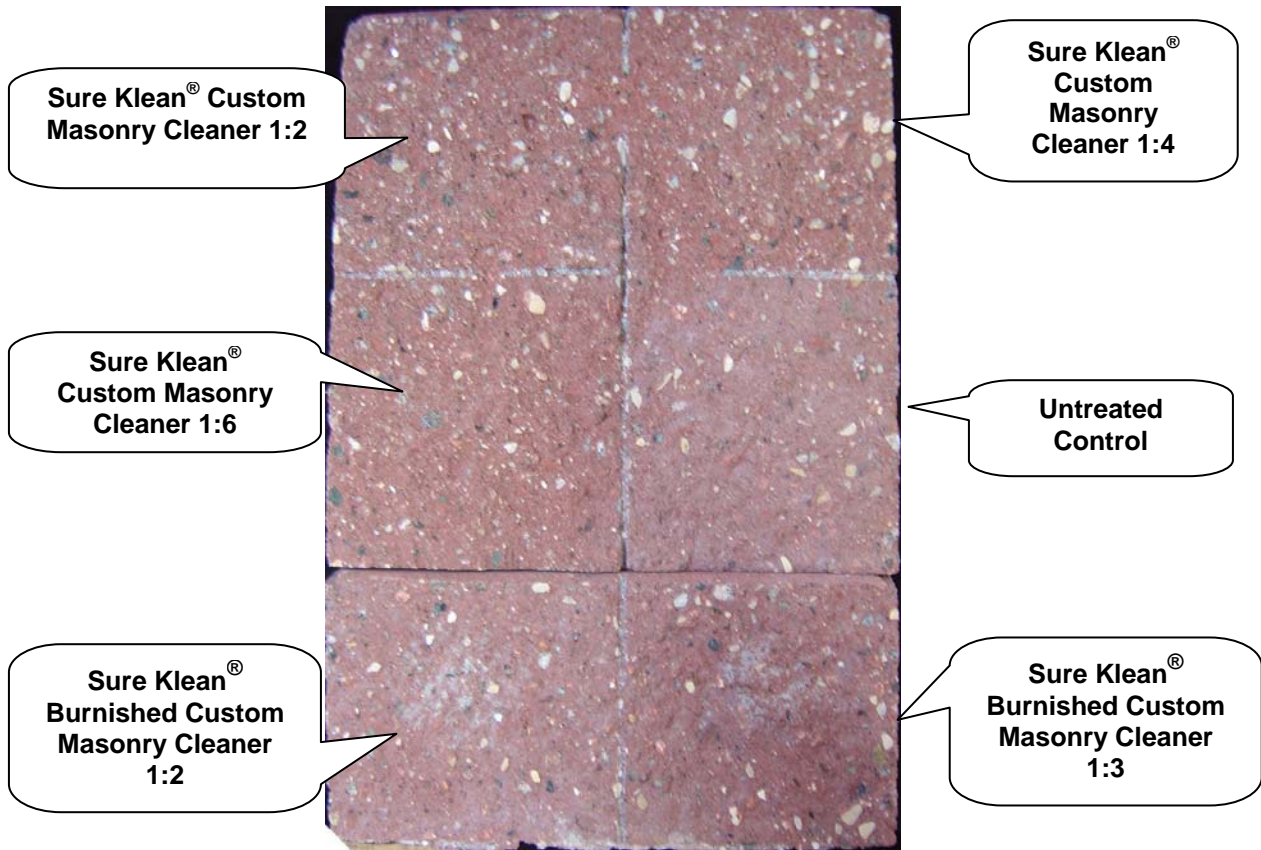


PALLET TAG PROGRAM LABORATORY REPORT



PHOTOGRAPHS-Cleaning

"Red" Split-face CMU; 14 Day Cleaning





PALLET TAG PROGRAM LABORATORY REPORT



PROSOCO, Inc.

Page 10

CONCLUSIONS – Cleaning

Based on the test data, all of the submitted block samples were efficiently cleaned with a dilution of the selected PROSOCO Inc. cleaning product. Use higher concentrations and surface agitation to maximize aggregate exposure. Use low concentration and surface agitation to minimize aggregate exposure.

All dilutions of Sure Klean® Custom Masonry Cleaner and Sure Klean® Burnished Custom Masonry Cleaner tested affected the substrate in a similar manner, removing slight to heavy concentrations of pigmented matrix from the split-face blocks, exposing small and large aggregate, and enhancing the natural appearance of the integrally colored concrete masonry unit.

RECOMMENDED PRODUCTS AND DILUTIONS – CLEANING

Recommendations for cleaning for each type of CMU submitted by Strata Corporation, Grand Forks, ND, are provided in the chart below. Recommendations are based on the optimum dilution for complete removal of mortar.

Block	New Construction Cleaning (Type S mortar, 14 day)
All Submitted CMU's	Sure Klean® Custom Masonry Cleaner (1:6)

The most appropriate cleaner and dilution should be determined on the specific job-site, and will be dependent primarily on the nature and severity of soiling present at that location. Pressure rinsing equipment providing at least 400 psi at 4-6 gpm delivered through a 15-40 degree fan spray often produces best cleaning results.

Apply all products in accordance with the manufacturer's recommendation provided on container labels and product data sheets. On-site testing should be conducted to determine the most appropriate cleaning product and procedures for a particular project. See product literature for additional application and product information.



PALLET TAG PROGRAM LABORATORY REPORT



SECTION B – COLOR UNIFORMITY:

DESCRIPTION OF PRODUCTS EVALUATED – Color Uniformity:

Sure Klean® Custom Masonry Cleaner – A general purpose, concentrated acidic cleaner for most custom masonry and colored concrete. Removes concrete splashes, excess mortar, mud, heavy efflorescence and surface soiling, leaving the masonry clean and uniform with no acid burning or streaking. Liquid concentrate for dilution with 2-6 parts water. Apply by brush or low-pressure spray.

Sure Klean® Burnished Custom Masonry Cleaner – Removes common construction and atmospheric staining from custom masonry and other architectural concrete surfaces. This general-purpose, nonetching acidic cleaner removes rust, mud, oil, atmospheric dirt, mortar smears and other stains without altering the surface texture. Burnished Custom Masonry Cleaner adds depth to colors and brightens white matrices and exposed aggregate.

TEST METHOD – Color Uniformity Testing:

Dilution ratios refer to mixtures of parts concentrated cleaner: parts fresh water. Chemical cleaners were evaluated using the following procedure:

1. Prewet the surface with water.
2. Apply each cleaner at the appropriate dilutions.
3. Allow appropriate dwell time, as specified.
 - Custom Masonry Cleaner 3 minutes
 - Burnished Custom Masonry Cleaner3-5 minutes
4. Reapply the products and moderately agitate with a brush.
5. Pressure rinse thoroughly.*
6. Allow the sample to dry for at least 18 hours and visually examine.
7. Break the sample in half and compare the through-body surfaces to the cleaned surfaces for the best match.

*Pressure rinsing was conducted at approximately 1300 psi with a warm water flow rate of 1.9 gallons per minute.



PALLET TAG PROGRAM LABORATORY REPORT



TEST RESULTS – Color Uniformity

Substrate: Split-face CMU		Pigment Color: "Natural Gray"	
Product	Dilution	Aggregate Exposure	Surface Pigment Alteration/Removal
Custom Masonry Cleaner	1:2	3	3
Custom Masonry Cleaner	1:4	3	3
Custom Masonry Cleaner	1:6	4	4
Burnished Custom Masonry Cleaner	1:2	3	3
Burnished Custom Masonry Cleaner	1:3	3	3
Substrate: Smooth-face CMU		Pigment Color: "Natural Gray"	
Product	Dilution	Aggregate Exposure	Surface Pigment Alteration/Removal
Custom Masonry Cleaner	1:2	3	3
Custom Masonry Cleaner	1:4	3	3
Custom Masonry Cleaner	1:6	4	4
Burnished Custom Masonry Cleaner	1:2	3	3
Burnished Custom Masonry Cleaner	1:3	3	3
Substrate: Split-face CMU		Pigment Color: "Charcoal" (470)	
Product	Dilution	Aggregate Exposure	Surface Pigment Alteration/Removal
Custom Masonry Cleaner	1:2	3	3
Custom Masonry Cleaner	1:4	3	3
Custom Masonry Cleaner	1:6	4	4
Burnished Custom Masonry Cleaner	1:2	2	2
Burnished Custom Masonry Cleaner	1:3	2	2
Substrate: Smooth-face CMU		Pigment Color: "Charcoal" (470)	
Product	Dilution	Aggregate Exposure	Surface Pigment Alteration/Removal
Custom Masonry Cleaner	1:2	2	2
Custom Masonry Cleaner	1:4	3	3
Custom Masonry Cleaner	1:6	4	4
Burnished Custom Masonry Cleaner	1:2	3	3
Burnished Custom Masonry Cleaner	1:3	2	2

Scale used for reporting results of both categories

- 0 – **Worst** match to through-body
- 1 – **Poor** match to through-body
- 2 – **Fair** match to through-body

- 3 – **Good** match to through-body
- 4 – **Best** match to through-body



PALLET TAG PROGRAM LABORATORY REPORT



PROSOCO, Inc.

Page 13

TEST RESULTS – Color Uniformity

Substrate: Split-face CMU		Pigment Color: "Medium Brown" (257)	
Product	Dilution	Aggregate Exposure	Surface Pigment Alteration/Removal
Custom Masonry Cleaner	1:2	2	2
Custom Masonry Cleaner	1:4	3	3
Custom Masonry Cleaner	1:6	4	4
Burnished Custom Masonry Cleaner	1:2	3	3
Burnished Custom Masonry Cleaner	1:3	2	2
Substrate: Smooth-face CMU		Pigment Color: "Medium Brown" (257)	
Product	Dilution	Aggregate Exposure	Surface Pigment Alteration/Removal
Custom Masonry Cleaner	1:2	2	2
Custom Masonry Cleaner	1:4	3	3
Custom Masonry Cleaner	1:6	4	4
Burnished Custom Masonry Cleaner	1:2	3	3
Burnished Custom Masonry Cleaner	1:3	2	2
Substrate: Split-face CMU		Pigment Color: "Red" (154)	
Product	Dilution	Aggregate Exposure	Surface Pigment Alteration/Removal
Custom Masonry Cleaner	1:2	2	2
Custom Masonry Cleaner	1:4	3	3
Custom Masonry Cleaner	1:6	4	4
Burnished Custom Masonry Cleaner	1:2	3	3
Burnished Custom Masonry Cleaner	1:3	2	2
Substrate: Smooth-face CMU		Pigment Color: "Red" (154)	
Product	Dilution	Aggregate Exposure	Surface Pigment Alteration/Removal
Custom Masonry Cleaner	1:2	2	2
Custom Masonry Cleaner	1:4	3	3
Custom Masonry Cleaner	1:6	4	4
Burnished Custom Masonry Cleaner	1:2	3	3
Burnished Custom Masonry Cleaner	1:3	2	2

Scale used for reporting results of both categories

0 – **Worst** match to through-body
 1 – **Poor** match to through-body
 2 – **Fair** match to through-body

3 – **Good** match to through-body
 4 – **Best** match to through-body



PALLET TAG PROGRAM LABORATORY REPORT



PROSOCO, Inc.

Page 14

TEST RESULTS – Color Uniformity

Substrate: Split-face CMU		Pigment Color: "Tan" (370)	
Product	Dilution	Aggregate Exposure	Surface Pigment Alteration/Removal
Custom Masonry Cleaner	1:2	2	2
Custom Masonry Cleaner	1:4	3	3
Custom Masonry Cleaner	1:6	4	4
Burnished Custom Masonry Cleaner	1:2	3	3
Burnished Custom Masonry Cleaner	1:3	2	2
Substrate: Smooth-face CMU		Pigment Color: "Tan" (370)	
Product	Dilution	Aggregate Exposure	Surface Pigment Alteration/Removal
Custom Masonry Cleaner	1:2	2	2
Custom Masonry Cleaner	1:4	3	3
Custom Masonry Cleaner	1:6	4	4
Burnished Custom Masonry Cleaner	1:2	3	3
Burnished Custom Masonry Cleaner	1:3	2	2

Scale used for reporting results of both categories

0 – **Worst** match to through-body
1 – **Poor** match to through-body
2 – **Fair** match to through-body

3 – **Good** match to through-body
4 – **Best** match to through-body




PALLET TAG PROGRAM LABORATORY REPORT



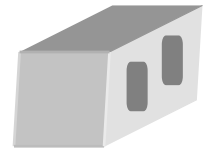
PHOTOGRAPHS – Color Uniformity

“Charcoal” (470) Split-face; Through-body





PALLET TAG PROGRAM LABORATORY REPORT



CONCLUSIONS: COLOR UNIFORMITY:

All dilutions of Sure Klean® Custom Masonry Cleaner and Sure Klean® Burnished Custom Masonry Cleaner tested affected the substrate in a similar manner. Higher concentrations of cleaner removed moderate to heavy concentrations of pigmented matrix, exposing small and large aggregate. Lower concentrations of cleaner removed slight to moderate concentrations of pigmented matrix, exposing small and large aggregate. All dilutions enhanced the natural appearance of the integrally colored CMU.

RECOMMENDATIONS – COLOR UNIFORMITY

Recommendations for color uniformity for each type of CMU submitted by the Strata Corporation, Grand Forks, ND, are provided in the chart below. Recommendations are based on the optimum dilution that provides the best color uniformity.

Block	Color Uniformity
All Submitted CMU's	Sure Klean® Custom Masonry Cleaner (1:6)

The most appropriate cleaner and dilution should be determined on the specific job-site, and will be dependent primarily on the nature and severity of soiling present at that location. Pressure rinsing equipment providing at least 400 psi at 4-6 gpm delivered through a 15-40 degree fan spray often produces best cleaning results.

Apply all products in accordance with the manufacturer's recommendation provided on container labels and product data sheets. On-site testing should be conducted to determine the most appropriate cleaning product and procedures for a particular project. See product literature for additional application and product information.



PALLET TAG PROGRAM LABORATORY REPORT



PROSOCO, Inc.

Page 17

SECTION C – PROTECTIVE WATER REPELLENTS:

The testing described below evaluates the suitability of water repellent treatments.

The surface treatments evaluated were selected for their suitability for application based on the following selection criteria:

1. Weatherproofing properties
2. Color change
3. Ease of application

DESCRIPTIONS OF PRODUCTS EVALUATED – Protective Water Repellents:

Sure Klean® Custom Masonry Sealer – A clear, solvent-based silicone elastomer formulated to weatherproof custom masonry units, cast stone, architectural concrete block, precast concrete, wood and porous masonry. Custom Masonry Sealer penetrates and fills pores to prevent water penetration through exterior walls exposed to normal weathering.

SAMPLE PREPARATION – Protective Water Repellents:

The submitted blocks were scored, allowed to dry, and to reabsorb atmospheric humidity for 24 hours prior to treatment. The treatment method consisted of a wet-on-wet brush application. All treatments were allowed to cure at least 3 days prior to testing.

TEST METHODS – Protective Water Repellents:

Water Absorption Tube Test: RILEM II.4, 60 mph, 20 Minutes

The water absorption tube test simulating wind driven rain conditions was performed. This test simulates 60 mile per hour wind driven rain conditions for a period of 20 minutes. See Technical Services TECH Note RILEM Tube Test Procedures.



PALLET TAG PROGRAM LABORATORY REPORT



PROSOCO, Inc.

Page 18

TEST RESULTS – Protective Water Repellents:

Water Absorption Tube Test: RILEM II.4, 60 mph, 20 Minutes

	RESULTS
“Natural Gray” Split-face CMU	
Untreated Control	48 mph
Custom Masonry Sealer	59 mph
“Natural Gray” Smooth-face CMU	
Untreated Control	54 mph
Custom Masonry Sealer	59 mph
“Charcoal” (470) Split-face CMU	
Untreated Control	58 mph
Custom Masonry Sealer	60 mph
“Charcoal” (470) Smooth-face CMU	
Untreated Control	54 mph
Custom Masonry Sealer	60 mph
“Medium Brown” (257) Split-face CMU	
Untreated Control	49 mph
Custom Masonry Sealer	59 mph



PALLET TAG PROGRAM LABORATORY REPORT



PROSOCO, Inc.

Page 19

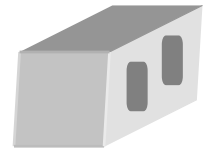
TEST RESULTS – Protective Water Repellents:

Water Absorption Tube Test: RILEM II.4, 60 mph, 20 Minutes

"Medium Brown" (257) Smooth-face CMU	
Untreated Control	46 mph
Custom Masonry Sealer	59 mph
"Red" (154) Split-face CMU	
Untreated Control	< 40 mph
Custom Masonry Sealer	60 mph
"Red" (154) Smooth-face CMU	
Untreated Control	56 mph
Custom Masonry Sealer	60 mph
"Tan" (370) Split-face CMU	
Untreated Control	< 40 mph
Custom Masonry Sealer	50 mph
"Tan" (370) Smooth-face CMU	
Untreated Control	59 mph
Custom Masonry Sealer	60 mph



PALLET TAG PROGRAM LABORATORY REPORT




PROSOCO, Inc.

Page 20

PHOTOGRAPHS- Protective Water Repellents

“Medium Brown” (257) Smooth-face CMU- RILEM Testing





PALLET TAG PROGRAM LABORATORY REPORT



PROSOCO, Inc.

Page 21

CONCLUSIONS - Protective Water Repellents

Based upon laboratory evaluations, Sure Klean[®] Custom Masonry Sealer provided above average water repellency to all submitted samples. In addition, Sure Klean[®] Custom Masonry Sealer enhanced the appearance of each CMU.

RECOMMENDATIONS - PROTECTIVE WATER REPELLENTS

Recommendations for water repellency treatment for each type of CMU submitted by Strata Corporation, Grand Forks, ND, are provided in the chart below. Recommendations are based on the treatment that proved most effective and can provide water repellency on all types submitted.

Block Type	Water Repellents
All Submitted CMU's	Sure Klean [®] Custom Masonry Sealer

Apply all products in accordance with the manufacturer's recommendation provided on container labels and product data sheets. On-site testing should be conducted to determine the most appropriate water repellent product and procedures for a particular project. See product literature for additional application and product information.



PALLET TAG PROGRAM LABORATORY REPORT



PROSOCO, Inc.

Page 22

SECTION D – GRAFFITI CONTROL

DESCRIPTION OF PRODUCTS EVALUATED

These trials were conducted to determine the optimal graffiti control treatment.

Graffiti Control Treatments

Sure Klean® Custom Masonry Sealer – A clear, solvent-based silicone elastomer formulated to weatherproof concrete block and other porous masonry material. Sure Klean® Custom Masonry Sealer protects masonry surfaces from repeated graffiti attacks without altering the natural appearance.

Products Evaluated for Graffiti Removal

Defacer Eraser® Graffiti Wipe – An easy-to-use graffiti remover that does not contain methanol, methylene chloride or other “halogenated” solvents prohibited on many projects. Graffiti Wipe removes a variety of graffiti stains from most smooth masonry, wood and metal surfaces.

Sure Klean® Fast Acting Stripper – A thixotropic stripping compound formulated specifically for removal of high strength paints and coatings such as epoxies, polyurethanes, and floor enamels. Additionally, Fast Acting Stripper dissolves most spray paints, marking pens, lacquers and other graffiti.

Graffiti Agents

Interior/Exterior Spray Paint (Red)
Permanent Marker (Green)
Permanent Marker (Red)
Permanent Marker (Black)



PALLET TAG PROGRAM LABORATORY REPORT



SAMPLE PREPARATION – Graffiti Control

This evaluation compares the effectiveness in preventing staining of enamel spray paint and permanent markers.

Sections of the concrete samples were treated with one coat of Sure Klean[®] Custom Masonry Sealer, in accordance with PROSOCO, Inc.'s Product Guide application instructions and then allowed to cure for at least one day. At the end of the one-day cure period, a visual adverse effects evaluation was made and then the graffiti agents were applied to the substrates.

Spray paint and markers were applied as graffiti agents to all treated surfaces no sooner than one day following application of Sure Klean[®] Custom Masonry Sealer. Removal of the graffiti agents was attempted 24 hours after application of the graffiti agents, using Defacer Eraser[®] Graffiti Wipe and Sure Klean[®] Fast Acting Stripper.

TEST METHOD – Graffiti Control

Chemical cleaners were evaluated using the following procedure:

1. Apply the product to a dry surface, soiled with graffiti.
2. Allow appropriate dwell time:

Graffiti Wipe.....	5 minutes
Fast Acting Stripper	20 minutes
3. Pressure rinse thoroughly until water runs clear. *
4. Allow the surface to dry thoroughly and visually examine to determine effectiveness.

* Pressure rinsing was conducted at approximately 1300 psi with a warm water flow rate of 1.9 gallons per minute.



PALLET TAG PROGRAM LABORATORY REPORT



TEST RESULTS – Graffiti Control

“Natural Gray” Split-face CMU					
Untreated Control	Red Paint	Black Marker	Green Marker	Red Marker	% Avg. Removal
Fast Acting Stripper	75%	90%	85%	90%	85%
Graffiti Wipe	90%	75%	75%	75%	79%
Custom Masonry Sealer	Red Paint	Black Marker	Green Marker	Red Marker	% Avg. Removal
Fast Acting Stripper	85%	100%	98%	98%	95%
Graffiti Wipe	95%	95%	95%	95%	95%
“Natural Gray” Smooth-face CMU					
Untreated Control	Red Paint	Black Marker	Green Marker	Red Marker	% Avg. Removal
Fast Acting Stripper	75%	90%	75%	80%	80%
Graffiti Wipe	90%	75%	75%	75%	79%
Custom Masonry Sealer	Red Paint	Black Marker	Green Marker	Red Marker	% Avg. Removal
Fast Acting Stripper	90%	98%	98%	100%	97%
Graffiti Wipe	95%	95%	98%	98%	97%
“Charcoal” (470) Split-face CMU					
Untreated Control	Red Paint	Black Marker	Green Marker	Red Marker	% Avg. Removal
Fast Acting Stripper	90%	95%	90%	90%	91%
Graffiti Wipe	95%	95%	90%	90%	93%
Custom Masonry Sealer	Red Paint	Black Marker	Green Marker	Red Marker	% Avg. Removal
Fast Acting Stripper	90%	100%	98%	98%	97%
Graffiti Wipe	95%	100%	98%	98%	98%
“Charcoal” (470) Smooth-face CMU					
Untreated Control	Red Paint	Black Marker	Green Marker	Red Marker	% Avg. Removal
Fast Acting Stripper	85%	95%	85%	90%	89%
Graffiti Wipe	90%	75%	75%	75%	79%
Custom Masonry Sealer	Red Paint	Black Marker	Green Marker	Red Marker	% Avg. Removal
Fast Acting Stripper	85%	95%	95%	95%	93%
Graffiti Wipe	90%	95%	95%	95%	94%
“Medium Brown” (257) Split-face CMU					
Untreated Control	Red Paint	Black Marker	Green Marker	Red Marker	% Avg. Removal
Fast Acting Stripper	90%	90%	85%	95%	90%
Graffiti Wipe	95%	95%	85%	90%	91%
Custom Masonry Sealer	Red Paint	Black Marker	Green Marker	Red Marker	% Avg. Removal
Fast Acting Stripper	95%	98%	98%	98%	97%
Graffiti Wipe	95%	98%	98%	98%	97%



PALLET TAG PROGRAM LABORATORY REPORT



PROSOCO, Inc.

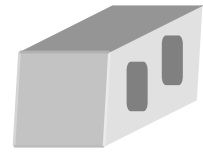
Page 25

TEST RESULTS – Graffiti Control

“Medium Brown” (257) Smooth-face CMU					
Untreated Control	Red Paint	Black Marker	Green Marker	Red Marker	% Avg. Removal
Fast Acting Stripper	90%	95%	85%	90%	90%
Graffiti Wipe	95%	95%	85%	90%	91%
Custom Masonry Sealer	Red Paint	Black Marker	Green Marker	Red Marker	% Avg. Removal
Fast Acting Stripper	90%	95%	95%	95%	94%
Graffiti Wipe	95%	95%	95%	95%	95%
“Red” (154) Split-face CMU					
Untreated Control	Red Paint	Black Marker	Green Marker	Red Marker	% Avg. Removal
Fast Acting Stripper	95%	90%	85%	95%	91%
Graffiti Wipe	95%	90%	85%	90%	90%
Custom Masonry Sealer	Red Paint	Black Marker	Green Marker	Red Marker	% Avg. Removal
Fast Acting Stripper	95%	100%	100%	100%	99%
Graffiti Wipe	95%	100%	100%	100%	99%
“Red” (154) Smooth-face CMU					
Untreated Control	Red Paint	Black Marker	Green Marker	Red Marker	% Avg. Removal
Fast Acting Stripper	95%	90%	85%	95%	91%
Graffiti Wipe	100%	90%	85%	90%	91%
Custom Masonry Sealer	Red Paint	Black Marker	Green Marker	Red Marker	% Avg. Removal
Fast Acting Stripper	100%	100%	100%	100%	100%
Graffiti Wipe	100%	98%	98%	98%	99%
“Tan” (370) Split-face CMU					
Untreated Control	Red Paint	Black Marker	Green Marker	Red Marker	% Avg. Removal
Fast Acting Stripper	90%	95%	85%	90%	90%
Graffiti Wipe	95%	75%	75%	85%	83%
Custom Masonry Sealer	Red Paint	Black Marker	Green Marker	Red Marker	% Avg. Removal
Fast Acting Stripper	95%	100%	100%	98%	98%
Graffiti Wipe	95%	98%	98%	98%	97%
“Tan” (370) Smooth-face CMU					
Untreated Control	Red Paint	Black Marker	Green Marker	Red Marker	% Avg. Removal
Fast Acting Stripper	60%	90%	85%	85%	80%
Graffiti Wipe	95%	85%	85%	85%	88%
Custom Masonry Sealer	Red Paint	Black Marker	Green Marker	Red Marker	% Avg. Removal
Fast Acting Stripper	90%	98%	98%	98%	96%
Graffiti Wipe	95%	98%	98%	98%	97%




PALLET TAG PROGRAM LABORATORY REPORT



PHOTOGRAPHS – Graffiti Control

“Red” (154) Smooth-face CMU Before Graffiti Removal




Sure Klean[®] Custom
Masonry Sealer

Untreated
Control

“Red” (154) Smooth-face CMU After Graffiti Removal

Sure Klean[®]
Custom Masonry Sealer

Untreated
Control



Sure Klean[®] Fast
Acting Stripper

Defacer Eraser[®]
Graffiti Wipe

Sure Klean[®] Fast
Acting Stripper

Defacer Eraser[®]
Graffiti Wipe



PALLET TAG PROGRAM LABORATORY REPORT



PROSOCO, Inc.

Page 27

CONCLUSIONS – Graffiti Control

Based upon laboratory evaluations, graffiti removal was improved when the submitted samples were treated with Sure Klean® Custom Masonry Sealer prior to graffiti application. In addition, Sure Klean® Custom Masonry Sealer enhanced the appearance of CMU's.

RECOMMENDATIONS – GRAFFITI CONTROL

Recommendations for graffiti control treatment for each type of CMU submitted by Strata Corporation, Grand Forks, ND, are provided in the chart below. Recommendations are based on the treatment that proved most effective for providing graffiti repellency and the product that was most effective at removing the graffiti on all types submitted.

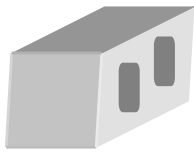
Block Type	Graffiti Repellents	Graffiti Removers
All Submitted CMU's	Sure Klean® Custom Masonry Sealer	Sure Klean® Fast Acting Stripper OR Defacer Eraser® Graffiti Wipe

Apply all products in accordance with the manufacturer's recommendation provided on container labels and product data sheets. Because the severity of graffiti varies from location to location, on-site testing should be conducted to determine the most appropriate graffiti control product and procedure for a particular project.

For the most severe graffiti cases Sure Klean® Fast Acting Stripper is recommended for job-site testing. For mild graffiti cases, Defacer Eraser® Graffiti Wipe is recommended for job-site testing. See product literature for additional application and product information.

Nathan R. Colaner
Technical Analyst

NRC/



Laboratory Report

Pallet Tag Program Evaluation

**Strata Corporation
Grand Forks, ND**

Project No. 0401-03 PTP

Prepared For:

Mario LaPlante

**Strata Corporation
1625 N. 38th Street
Grand Forks, ND**

Prepared By:



***PROSOCO, Inc.
February 2004***