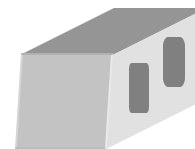




# PALLET TAG PROGRAM LABORATORY REPORT



**PROSOCO, Inc.**

**Page 1**

## **TABLE OF CONTENTS**

SAMPLES SUBMITTED.....	2
PURPOSE OF TEST .....	3
PRODUCTS EVALUATED.....	4
<b>SECTION A – CLEANING INTEGRALLY COLORED CMU's</b>	
DESCRIPTION OF PRODUCTS EVALUATED.....	5
TEST METHOD.....	5
TEST RESULTS .....	6-7
PHOTOGRAPHS OF CMU CLEANING.....	8-9
CONCLUSIONS .....	10
RECOMMENDATIONS .....	10
<b>SECTION B – COLOR UNIFORMITY</b>	
DESCRIPTION OF PRODUCTS EVALUATED.....	11
TEST METHOD.....	11
TEST RESULTS .....	12-13
PHOTOGRAPHS OF CMU COLOR UNIFORMITY TESTING .....	14
CONCLUSIONS .....	15
RECOMMENDATIONS .....	15
<b>SECTION C - PROTECTIVE WATER REPELLENTS</b>	
DESCRIPTION OF PRODUCTS EVALUATED.....	16
TEST METHODS.....	17
TEST RESULTS .....	17-18
PHOTOGRAPHS OF CMU WATER REPELLENCY .....	19
CONCLUSIONS.....	20
RECOMMENDATIONS .....	20
<b>SECTION D – GRAFFITI CONTROL</b>	
DESCRIPTION OF PRODUCTS EVALUATED.....	21
TEST METHOD.....	22
TEST RESULTS .....	23-25
PHOTOGRAPH OF CMU GRAFFITI TESTING .....	26
CONCLUSIONS .....	27
RECOMMENDATIONS .....	27

## **ATTACHMENTS**

Technical Services TECH Note RILEM Tube Test Procedures

Product Data literature for all products evaluated



# PALLET TAG PROGRAM LABORATORY REPORT



**PROSOCO, Inc.**

**Page 2**

**FOR:** Joe Wiseman  
**cc:** Mike Dickey  
Steve Hawkins  
Paul Tessier  
Steve Dean

**SUBJECT:** Midwest Block & Brick  
4101 12<sup>th</sup> Terrace  
Kansas City, Missouri

**DATE:** August 14, 2003

**PROJECT:** 0307-08

**SAMPLES SUBMITTED:** Five types of split-face CMU's with smooth-face backs

<u>Block</u>	<u>Number</u>	<u>Color</u>	<u>Size</u>
Split-face CMU's	4	"Almond"	16" x 8" x 8"
	4	"Brown"	
	4	"Tan"	
	4	"Rust"	
	4	"Buff"	
Smooth-face CMU's	4	"Almond"	
	4	"Brown"	
	4	"Tan"	
	4	"Rust"	
	4	"Buff"	

Submitted by: Joe Wiseman  
Midwest Block & Brick  
Kansas City, MO



# PALLET TAG PROGRAM LABORATORY REPORT



PROSOCO, Inc.

Page 3

## PURPOSE OF TESTING:

Five integrally colored split-face and split-face concrete blocks, all with large, small and fine aggregate were submitted for testing using PROSOCO's new construction cleaning and water repellent products.

**A. Cleaning Concrete Masonry Units:** Sure Klean® Custom Masonry Cleaner was evaluated for removal of laboratory applied mortar.

To simulate new construction soiling, all concrete masonry units (CMU's) are placed on a bench with finished surface facing upward. Hollow cylinders measuring 50 mm in diameter and 75 mm tall are positioned on top of each CMU and filled with a wet mixture of Ash Grove® Type S mortar. The wet, mortar-filled cylinder is allowed to remain in contact with the CMU for 10 minutes before removal.

Heavy deposits of mortar are removed with dry scraping after 24 hours. Prepared cleaning solutions are then evaluated for their effectiveness in removing residual Ash Grove® Type S mortar staining after 3 days, 7 days, and 14 days of curing.\*

**B. Color Uniformity Testing\*** - Sure Klean® Custom Masonry Cleaner was evaluated at various dilutions to determine the optimal concentration of cleaner that leaves the external surface looking most like the natural through-body color of the CMU. Color uniformity was evaluated by comparing aggregate exposure and surface pigment alternation/removal of each cleaned surface compared to the natural through-body color of the CMU.

Aggregate Exposure is the visual examination comparing aggregate exposure of the interior, through-body section of CMU to surfaces cleaned with selected product(s) at given dilutions.

Surface Pigment Alteration/Removal\* is the visual examination comparing the pigmentation of the interior, through-body section of the CMU to surfaces cleaned with selected product(s) at given dilutions.

The following is the scale used for reporting results of both categories:

- |  |                                       |
|--|---------------------------------------|
| 0 – <b>Worst</b> match to through-body | 3 – <b>Good</b> match to through-body |
| 1 – <b>Poor</b> match to through-body  | 4 – <b>Best</b> match to through-body |
| 2 – <b>Fair</b> match to through-body  |                                       |

### \* NOTE: When cleaning integrally colored CMU.

Integrally colored concrete masonry units (CMU's) frequently have high amounts of pigments concentrated on the surface of the cured concrete unit. Variation of surface pigment concentrations from one CMU to the next creates a blotchy appearance in the completed wall. Allowed to remain on the surface of the CMU, the weakly bound pigment will weather and streak, further detracting from the appearance of the completed CMU wall.


In addition to removing excess mortar and construction related soiling, the goal of any cleaning operation undertaken on integrally colored CMU should include removal of unnaturally high concentrations of surface pigment. By revealing the natural through-body color on the integrally colored unit, the overall color uniformity and weathering resistance of the completed CMU wall is improved.

**C. Protective Water Repellents** - Sure Klean® Weather Seal Siloxane WB Concentrate and Sure Klean® Custom Masonry Sealer were evaluated for their ability to provide water repellency to the submitted samples.

**D. Graffiti Control** – Sure Klean® Custom Masonry Sealer was evaluated for its ability to control graffiti on the submitted block samples. Sure Klean® Fast Acting Stripper, Defacer Eraser® Graffiti Release and Defacer Eraser® Graffiti Wipe were evaluated for their ability to remove graffiti from the submitted samples.



# PALLET TAG PROGRAM LABORATORY REPORT



**PROSOCO, Inc.**

**Page 4**

---

## PRODUCTS EVALUATED FOR CLEANING AND COLOR UNIFORMITY

Block Type	Product	Dilution
All Submitted CMU's	Sure Klean <sup>®</sup> Custom Masonry Cleaner	1:2, 1:4, 1:6

## WATER REPELLENT PRODUCTS EVALUATED

Block Type	Product	Dilution
All Submitted CMU's	Sure Klean <sup>®</sup> Weather Seal Siloxane WB Concentrate	1:9
	Sure Klean <sup>®</sup> Custom Masonry Sealer	Concentrate

## GRAFFITI CONTROL PRODUCTS EVALUATED

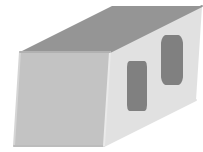
Block Type	Product
All submitted CMU's	Sure Klean <sup>®</sup> Custom Masonry Sealer

## GRAFFITI REMOVAL PRODUCTS EVALUATED

Block Type	Product
All submitted CMU's	Sure Klean <sup>®</sup> Fast Acting Stripper
	Defacer Eraser <sup>®</sup> Graffiti Wipe
	Defacer Eraser <sup>®</sup> Graffiti Release



# PALLET TAG PROGRAM LABORATORY REPORT



PROSOCO, Inc.

Page 5

---

## **SECTION A – CLEANING INTEGRALLY COLORED CMU's**

### **DESCRIPTION OF PRODUCTS EVALUATED**

These cleaning trials were conducted to determine the optimal cleaning/cure time combination.

**Sure Klean® Custom Masonry Cleaner** – A general purpose, concentrated acidic cleaner for most custom masonry and colored concrete. Removes concrete splashes, excess mortar, mud, heavy efflorescence and surface soiling, leaving the masonry clean and uniform with no acid burning or streaking. Liquid concentrate for dilution with 2-6 parts water. Apply by brush or low-pressure spray.

---

### **TEST METHOD – Cleaning**

Dilution ratios refer to mixtures of parts concentrated cleaner : parts fresh water. Chemical cleaners were evaluated using the following procedure:

1. Prewet the surface with water.
2. Apply the cleaner at the appropriate dilutions.
3. Allow appropriate dwell time for each cleaner:  
    Custom Masonry Cleaner ..... 3 minutes
4. Reapply the product and moderately agitate with a brush.
5. Pressure rinse thoroughly.\*
6. Allow the surface to dry for at least 18 hours and visually examine.

\* Pressure rinsing was conducted at approximately 1300 psi with a warm water flow rate of 1.9 gallons per minute.



# PALLET TAG PROGRAM LABORATORY REPORT



PROSOCO, Inc.

Page 6

---


## TEST RESULTS - Cleaning

### % removal

"Almond" Split-face CMU				
Product	Dilution	3 day	7 day	14 day
Custom Masonry Cleaner	1:2	100%	100%	100%
Custom Masonry Cleaner	1:4	100%	100%	100%
Custom Masonry Cleaner	1:6	100%	100%	100%
"Brown" Split-face CMU				
Product	Dilution	3 day	7 day	14 day
Custom Masonry Cleaner	1:2	100%	100%	100%
Custom Masonry Cleaner	1:4	100%	100%	100%
Custom Masonry Cleaner	1:6	100%	100%	100%
"Tan" Split-face CMU				
Product	Dilution	3 day	7 day	14 day
Custom Masonry Cleaner	1:2	100%	100%	100%
Custom Masonry Cleaner	1:4	100%	100%	100%
Custom Masonry Cleaner	1:6	100%	100%	100%
"Rust" Split-face CMU				
Product	Dilution	3 day	7 day	14 day
Custom Masonry Cleaner	1:2	100%	100%	100%
Custom Masonry Cleaner	1:4	100%	100%	100%
Custom Masonry Cleaner	1:6	100%	100%	90%
"Buff" Split-face CMU				
Product	Dilution	3 day	7 day	14 day
Custom Masonry Cleaner	1:2	100%	100%	100%
Custom Masonry Cleaner	1:4	100%	100%	100%
Custom Masonry Cleaner	1:6	100%	100%	100%



# PALLET TAG PROGRAM LABORATORY REPORT



PROSOCO, Inc.

Page 7

---

## TEST RESULTS – Cleaning (continued)

### % removal

“Almond” Smooth-face CMU				
Product	Dilution	3 day	7 day	14 day
Custom Masonry Cleaner	1:2	100%	100%	100%
Custom Masonry Cleaner	1:4	100%	100%	100%
Custom Masonry Cleaner	1:6	100%	100%	100%
“Brown” Smooth-face CMU				
Product	Dilution	3 day	7 day	14 day
Custom Masonry Cleaner	1:2	100%	100%	100%
Custom Masonry Cleaner	1:4	100%	100%	100%
Custom Masonry Cleaner	1:6	100%	100%	100%
“Tan” Smooth-face CMU				
Product	Dilution	3 day	7 day	14 day
Custom Masonry Cleaner	1:2	100%	100%	100%
Custom Masonry Cleaner	1:4	100%	100%	100%
Custom Masonry Cleaner	1:6	100%	100%	100%
“Rust” Smooth-face CMU				
Product	Dilution	3 day	7 day	14 day
Custom Masonry Cleaner	1:2	100%	100%	100%
Custom Masonry Cleaner	1:4	100%	100%	100%
Custom Masonry Cleaner	1:6	100%	100%	100%
“Buff” Smooth-face CMU				
Product	Dilution	3 day	7 day	14 day
Custom Masonry Cleaner	1:2	100%	100%	100%
Custom Masonry Cleaner	1:4	100%	100%	100%
Custom Masonry Cleaner	1:6	100%	100%	100%



# PALLET TAG PROGRAM LABORATORY REPORT



**PROSOCO, Inc.**

Page 8

## PHOTOGRAPHS- Cleaning

### "Buff" Smooth-Face 3 Day Cleaning

Sure Klean<sup>®</sup> Custom  
Masonry Cleaner 1:2

Sure Klean<sup>®</sup>  
Custom Masonry  
Cleaner 1:6




Sure Klean<sup>®</sup>  
Custom Masonry  
Cleaner 1:4

Untreated Control

### "Buff" Smooth-Face 7 Day Cleaning

Sure Klean<sup>®</sup>  
Custom Masonry  
Cleaner 1:2

Sure Klean<sup>®</sup>  
Custom Masonry  
Cleaner 1:6



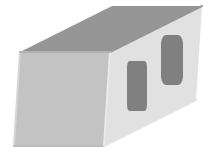
Sure Klean<sup>®</sup>  
Custom  
Masonry  
Cleaner 1:4

Untreated Control





# PALLET TAG PROGRAM LABORATORY REPORT



**PROSOCO, Inc.**

**Page 9**

---

## PHOTOGRAPHS- Continued

### "Buff" Smooth-Face 14 Day Cleaning

**Sure Klean<sup>®</sup> Custom  
Masonry Cleaner 1:2**

**Sure Klean<sup>®</sup> Custom  
Masonry Cleaner 1:4**

**Sure Klean<sup>®</sup>  
Custom Masonry  
Cleaner 1:6**

**Untreated Control**





# PALLET TAG PROGRAM LABORATORY REPORT



**PROSOCO, Inc.**

**Page 10**

---

## CONCLUSIONS - Cleaning

Based on the test data, all of the submitted samples were efficiently cleaned with a dilution of Sure Klean<sup>®</sup> Custom Masonry Cleaner. Use higher concentrations and surface agitation to maximize aggregate exposure. Use low concentration and surface agitation to minimize aggregate exposure.

All dilutions of Sure Klean<sup>®</sup> Custom Masonry Cleaner tested affected the substrate in a similar manner, removing slight to heavy concentrations of pigmented matrix from the blocks, exposing small and large aggregate, and enhancing the natural appearance of the integrally colored concrete masonry unit.

---

## RECOMMENDED PRODUCTS AND DILUTIONS - CLEANING

Recommendations for cleaning for each type of CMU submitted by Midwest Block & Brick, Kansas City, MO are provided in the chart below. Recommendations are based on the optimum dilution for complete removal of mortar.

Block	New Construction Cleaning (Type S mortar, 14 day cleaning)
All Submitted CMU's	Sure Klean <sup>®</sup> Custom Masonry Cleaner (1:6)

The most appropriate cleaner and dilution should be determined on the specific job-site, and will be dependent primarily on the nature and severity of soiling present at that location. Pressure rinsing equipment providing at least 400 psi at 4-6 gpm delivered through a 15-40 degree fan spray often produces best cleaning results.

Apply all products in accordance with the manufacturer's recommendation provided on container labels and product data sheets. On-site testing should be conducted to determine the most appropriate cleaning product and procedures for a particular project. See product literature for additional application and product information.



# PALLET TAG PROGRAM LABORATORY REPORT



PROSOCO, Inc.

Page 11

---

## **SECTION B – COLOR UNIFORMITY**

### **DESCRIPTION OF PRODUCTS EVALUATED – Color Uniformity:**

**Sure Klean® Custom Masonry Cleaner** – A general purpose, concentrated acidic cleaner for most custom masonry and colored concrete. Removes concrete splashes, excess mortar, mud, heavy efflorescence and surface soiling, leaving the masonry clean and uniform with no acid burning or streaking. Liquid concentrate for dilution with 2-6 parts water. Apply by brush or low-pressure spray.

---

### **TEST METHOD – Color Uniformity Testing:**

Dilution ratios refer to mixtures of parts concentrated cleaner: parts fresh water. Chemical cleaners were evaluated using the following procedure:

1. Prewet the surface with water.
2. Apply at the appropriate dilutions.
3. Allow appropriate dwell time, as specified.  
Custom Masonry Cleaner ..... 3 minutes
4. Reapply the product and moderately agitate with a brush.
5. Pressure rinse thoroughly.\*
6. Allow the sample to dry for at least 18 hours and visually examine.
7. Break the sample in half and compare the through-body surfaces to the cleaned surfaces for the best match.

\* Pressure rinsing was conducted at approximately 1300 psi with a warm water flow rate of 1.9 gallons per minute.



# PALLET TAG PROGRAM LABORATORY REPORT



PROSOCO, Inc.

Page 12

## TEST RESULTS – Color Uniformity

Substrate: Split-face CMU		Pigment Color: "Almond"	
Product	Dilution	Aggregate Exposure	Surface Pigment Alteration/Removal
Custom Masonry Cleaner	1:2	2	3
Custom Masonry Cleaner	1:4	2	3
Custom Masonry Cleaner	1:6	3	3
Substrate: Split-face CMU		Pigment Color: "Brown"	
Product	Dilution	Aggregate Exposure	Surface Pigment Alteration/Removal
Custom Masonry Cleaner	1:2	3	3
Custom Masonry Cleaner	1:4	3	3
Custom Masonry Cleaner	1:6	3	4
Substrate: Split-face CMU		Pigment Color: "Tan"	
Product	Dilution	Aggregate Exposure	Surface Pigment Alteration/Removal
Custom Masonry Cleaner	1:2	3	3
Custom Masonry Cleaner	1:4	3	2
Custom Masonry Cleaner	1:6	4	3
Substrate: Split-face CMU		Pigment Color: "Rust"	
Product	Dilution	Aggregate Exposure	Surface Pigment Alteration/Removal
Custom Masonry Cleaner	1:2	2	2
Custom Masonry Cleaner	1:4	4	3
Custom Masonry Cleaner	1:6	3	2
Substrate: Split-face CMU		Pigment Color: "Buff"	
Product	Dilution	Aggregate Exposure	Surface Pigment Alteration/Removal
Custom Masonry Cleaner	1:2	2	3
Custom Masonry Cleaner	1:4	2	3
Custom Masonry Cleaner	1:6	3	3

Scale used for reporting results of both categories

0 – **Worst** match to through-body  
1 – **Poor** match to through-body  
2 – **Fair** match to through-body

3 – **Good** match to through-body  
4 – **Best** match to through-body



# PALLET TAG PROGRAM LABORATORY REPORT



PROSOCO, Inc.

Page 13

## TEST RESULTS- Color Uniformity Continued

Substrate: Smooth-face CMU		Pigment Color: "Almond"	
Product	Dilution	Aggregate Exposure	Surface Pigment Alteration/Removal
Custom Masonry Cleaner	1:2	3	3
Custom Masonry Cleaner	1:4	3	3
Custom Masonry Cleaner	1:6	4	3
Substrate: Smooth-face CMU		Pigment Color: "Brown"	
Product	Dilution	Aggregate Exposure	Surface Pigment Alteration/Removal
Custom Masonry Cleaner	1:2	2	3
Custom Masonry Cleaner	1:4	3	4
Custom Masonry Cleaner	1:6	2	3
Substrate: Smooth-face CMU		Pigment Color: "Tan"	
Product	Dilution	Aggregate Exposure	Surface Pigment Alteration/Removal
Custom Masonry Cleaner	1:2	2	3
Custom Masonry Cleaner	1:4	3	4
Custom Masonry Cleaner	1:6	2	3
Substrate: Smooth-face CMU		Pigment Color: "Rust"	
Product	Dilution	Aggregate Exposure	Surface Pigment Alteration/Removal
Custom Masonry Cleaner	1:2	3	3
Custom Masonry Cleaner	1:4	3	3
Custom Masonry Cleaner	1:6	3	4
Substrate: Smooth-face CMU		Pigment Color: "Buff"	
Product	Dilution	Aggregate Exposure	Surface Pigment Alteration/Removal
Custom Masonry Cleaner	1:2	2	3
Custom Masonry Cleaner	1:4	2	3
Custom Masonry Cleaner	1:6	3	4

Scale used for reporting results of both categories

0 – **Worst** match to through-body  
1 – **Poor** match to through-body  
2 – **Fair** match to through-body

3 – **Good** match to through-body  
4 – **Best** match to through-body



# PALLET TAG PROGRAM LABORATORY REPORT




**PROSOCO, Inc.**

**Page 14**

---

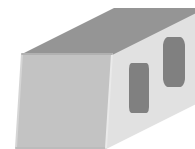
## PHOTOGRAPHS – Color Uniformity

### “Buff” Through- Body





# PALLET TAG PROGRAM LABORATORY REPORT



**PROSOCO, Inc.**

**Page 15**

---

## **CONCLUSIONS: Color Uniformity**

Higher concentrations of cleaner removed moderate to heavy concentrations of pigmented matrix, exposing small and large aggregate. Lower concentrations of cleaner removed slight to moderate concentrations of pigmented matrix, exposing small and large aggregate. All dilutions enhanced the natural appearance of the integrally colored CMU.

---

## **RECOMMENDATIONS - COLOR UNIFORMITY**

Recommendations for color uniformity for each type of CMU submitted by Midwest Block & Brick, Kansas City, MO are provided in the chart below. Recommendations are based on the optimum dilution that provides the best color uniformity.

<b>Block</b>	<b>Color Uniformity</b>
"Almond", "Brown", "Tan", and "Buff" Split-face CMU's  "Almond", "Rust" and "Buff" Smooth-face CMU's	Sure Klean <sup>®</sup> Custom Masonry Cleaner (1:6)
"Rust" Split-face CMU  "Brown" and "Tan" Smooth-face CMU's	Sure Klean <sup>®</sup> Custom Masonry Cleaner (1:4)

The most appropriate cleaner and dilution should be determined on the specific job-site, and will be dependent primarily on the nature and severity of soiling present at that location. Pressure rinsing equipment providing at least 400 psi at 4-6 gpm delivered through a 15-40 degree fan spray often produces best cleaning results.

Apply all products in accordance with the manufacturer's recommendation provided on container labels and product data sheets. On-site testing should be conducted to determine the most appropriate cleaning product and procedures for a particular project. See product literature for additional application and product information.



# PALLET TAG PROGRAM LABORATORY REPORT



PROSOCO, Inc.

Page 16

---

## SECTION C - PROTECTIVE WATER REPELLENTS:

The testing described below evaluates the suitability of water repellent treatments.

The surface treatments evaluated were selected for their suitability for application based on the following selection criteria:

1. Weatherproofing properties
2. Color change
3. Ease of application

---

## DESCRIPTIONS OF PRODUCTS EVALUATED - Protective Water Repellents:

**Sure Klean® Weather Seal Siloxane WB Concentrate** – A self-emulsifying water repellent concentrate designed for dilution with fresh water at the job site. This solvent-free blend of silanes and oligomeric alkoxysiloxanes mixes easily with water to produce a penetrating water repellent ideal for application to dense or porous masonry surfaces.

**Sure Klean® Custom Masonry Sealer**- A clear, solvent-based silicone elastomer formulated to weatherproof custom masonry units, cast stone, architectural concrete block, precast concrete, wood and porous masonry. Custom Masonry Sealer penetrates and fills pores to prevent water penetration through exterior walls exposed to normal weathering.

---

## SAMPLE PREPARATION - Protective Water Repellents:

The submitted blocks were scored, allowed to dry, and to reabsorb atmospheric humidity for 24 hours prior to treatment. All products were applied in accordance with the recommendations in the PROSOCO, Inc. product guide. All treatments were allowed to cure at least 3 days prior to testing.





# PALLET TAG PROGRAM LABORATORY REPORT



**PROSOCO, Inc.**

**Page 17**

---

## TEST METHODS - Protective Water Repellents:

### Water Absorption Tube Test: RILEM II.4, 60 mph, 20 Minutes

The water absorption tube test simulating wind driven rain conditions was performed. This test simulates 60 mile per hour wind driven rain conditions for a period of 20 minutes. See Technical Services TECH Note RILEM Tube Test Procedures.

---

## TEST RESULTS - Protective Water Repellents:

### Water Absorption Tube Test: RILEM II.4, 60 mph, 20 Minutes

RESULTS	
"Almond" Split-face CMU	
Untreated Control	< 40 mph
Siloxane WB Concentrate (1:9)	59 mph
Custom Masonry Sealer	60 mph
"Brown" Split-face CMU	
Untreated Control	< 40 mph
Siloxane WB Concentrate (1:9)	60 mph
Custom Masonry Sealer	58 mph
"Tan" Split-face CMU	
Untreated Control	< 40 mph
Siloxane WB Concentrate (1:9)	60 mph
Custom Masonry Sealer	53 mph
"Rust" Split-face CMU	
Untreated Control	< 40 mph
Siloxane WB Concentrate (1:9)	59 mph
Custom Masonry Sealer	60 mph
"Buff" Split-face CMU	
Untreated Control	< 40 mph
Siloxane WB Concentrate (1:9)	59 mph
Custom Masonry Sealer	55 mph



# PALLET TAG PROGRAM LABORATORY REPORT



**PROSOCO, Inc.**

**Page 18**

## Results

"Almond" Smooth-face CMU	
Untreated Control	59 mph
Siloxane WB Concentrate (1:9)	59 mph
Custom Masonry Sealer	60 mph
"Brown" Smooth-face CMU	
Untreated Control	< 40 mph
Siloxane WB Concentrate (1:9)	60 mph
Custom Masonry Sealer	60 mph
"Tan" Smooth-face CMU	
Untreated Control	< 40 mph
Siloxane WB Concentrate (1:9)	60 mph
Custom Masonry Sealer	60 mph
"Rust" Smooth-face CMU	
Untreated Control	< 40 mph
Siloxane WB Concentrate (1:9)	60 mph
Custom Masonry Sealer	60 mph
"Buff" Smooth-face CMU	
Untreated Control	< 40 mph
Siloxane WB Concentrate (1:9)	59 mph
Custom Masonry Sealer	59 mph



# PALLET TAG PROGRAM LABORATORY REPORT




PROSOCO, Inc.

Page 19

## PHOTOGRAPHS – Protective Water Repellents

“Rust” Smooth-face: RILEM testing

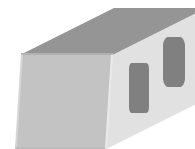


“Rust” Smooth-face Surface Beading





# PALLET TAG PROGRAM LABORATORY REPORT



**PROSOCO, Inc.**

**Page 20**

---

## CONCLUSIONS – Protective Water Repellents

Based upon laboratory evaluations, at least one of the products of PROSOCO, Inc., provided above average water repellency to each of the submitted samples. In addition, Sure Klean® Custom Masonry Sealer provided slight color enhancement to the submitted samples.

---

## RECOMMENDATIONS - PROTECTIVE WATER REPELLENTS

Recommendations for water repellency treatment for each type of CMU submitted by Midwest Block & Brick, Kansas City, MO are provided in the chart below. Recommendations are based on the treatment that proved most effective and can provide water repellency on all types submitted.

Block Type	Water Repellents
"Tan" Split-face CMU	Sure Klean® Weather Seal Siloxane WB (1:9 )
"Almond", "Brown", "Rust", and "Buff" Split-face CMU's "Almond", "Brown", "Tan", "Rust", and "Buff" Smooth-face CMU's	Sure Klean® Weather Seal Siloxane WB (1:9) OR Sure Klean® Custom Masonry Sealer

Apply all products in accordance with the manufacturer's recommendation provided on container labels and product data sheets. On-site testing should be conducted to determine the most appropriate water repellent product and procedures for a particular project. See product literature for additional application and product information.



# PALLET TAG PROGRAM LABORATORY REPORT



PROSOCO, Inc.

Page 21

---

## SECTION D – GRAFFITI CONTROL

### DESCRIPTION OF PRODUCTS EVALUATED

These trials were conducted to determine the optimal graffiti control treatment for the submitted concrete block samples.

#### Graffiti Control Treatments

**Sure Klean® Custom Masonry Sealer**- A clear, solvent-based silicone elastomer formulated to weatherproof concrete block and other porous masonry materials. Custom Masonry Sealer protects masonry surfaces from repeated graffiti attacks without altering the natural appearance.

#### Products Evaluated for Graffiti Removal

**Defacer Eraser® Graffiti Wipe** – An easy-to-use graffiti remover that does not contain methanol, methylene chloride or other “halogenated” solvents prohibited on many projects. Graffiti Wipe removes a variety of graffiti stains from most smooth masonry, wood and metal surfaces.

**Defacer Eraser® Graffiti Release**- An easy-to-use graffiti remover that does not contain methanol, methylene chloride or other “halogenated” solvents prohibited on many projects. Graffiti Release removes a variety of graffiti stains from most smooth masonry, wood and metal surfaces.

**Sure Klean® Fast Acting Stripper** – A thixotropic stripping compound formulated specifically for removal of high strength paints and coatings such as epoxies, polyurethanes, and floor enamels. Additionally, Fast Acting Stripper dissolves most spray paints, marking pens, lacquers and other graffiti.

#### Graffiti Agents

Interior/Exterior Spray Paint (Red)  
Permanent Marker (Green)  
Permanent Marker (Red)  
Permanent Marker (Black)



# PALLET TAG PROGRAM LABORATORY REPORT



**PROSOCO, Inc.**

**Page 22**

---

## **SAMPLE PREPARATION – Graffiti Control**

This evaluation compares the effectiveness in preventing staining of enamel spray paint and permanent markers.

Sections of the concrete block samples were treated with Sure Klean<sup>®</sup> Custom Masonry Sealer, in accordance with PROSOCO, Inc.'s Product Guide application recommendations and then allowed to cure for at least one day. At the end of the one-day cure period, a visual adverse effects evaluation was made and then the graffiti agents were applied to the substrates.

Spray paint and markers were applied as graffiti agents to all treated surfaces no sooner than one day following application of Sure Klean<sup>®</sup> Custom Masonry Sealer. Removal of the graffiti agents was attempted 24 hours after application of the graffiti agents, using either Defacer Eraser<sup>®</sup> Graffiti Wipe, Defacer Eraser<sup>®</sup> Graffiti Release or Sure Klean<sup>®</sup> Fast Acting Stripper.

---

## **TEST METHOD – Graffiti Control**

Chemical cleaners were evaluated using the following procedure:


1. Apply the product to a dry surface, soiled with graffiti.
2. Allow appropriate dwell time:

Graffiti Wipe .....	5 minutes
Graffiti Release .....	15 minutes
Fast Acting Stripper .....	20 minutes
3. Pressure rinse thoroughly until water runs clear. \*
4. Allow the surface to dry thoroughly and visually examine to determine effectiveness.

\* Pressure rinsing was conducted at approximately 1300 psi with a warm water flow rate of 1.9 gallons per minute.



# PALLET TAG PROGRAM LABORATORY REPORT



PROSOCO, Inc.

Page 23

## TEST RESULTS – Graffiti Control

“Almond” Split-face CMU					
Untreated Control	Red Paint	Black Marker	Green Marker	Red Marker	% Avg. Removal
Fast Acting Stripper	60%	60%	60%	60%	60%
Graffiti Wipe	80%	60%	60%	60%	65%
Graffiti Release	80%	60%	60%	60%	65%
Custom Masonry Sealer	Red Paint	Black Marker	Green Marker	Red Marker	% Avg. Removal
Fast Acting Stripper	75%	100%	100%	100%	94%
Graffiti Wipe	95%	100%	100%	100%	99%
Graffiti Release	40%	90%	90%	90%	77%
“Brown” Split-face CMU					
Untreated Control	Red Paint	Black Marker	Green Marker	Red Marker	% Avg. Removal
Fast Acting Stripper	80%	85%	85%	85%	84%
Graffiti Wipe	90%	80%	80%	80%	83%
Graffiti Release	80%	75%	75%	75%	79%
Custom Masonry Sealer	Red Paint	Black Marker	Green Marker	Red Marker	% Avg. Removal
Fast Acting Stripper	90%	100%	100%	100%	93%
Graffiti Wipe	90%	100%	100%	100%	93%
Graffiti Release	90%	95%	95%	95%	94%
“Tan” Split-face CMU					
Untreated Control	Red Paint	Black Marker	Green Marker	Red Marker	% Avg. Removal
Fast Acting Stripper	70%	90%	70%	70%	75%
Graffiti Wipe	80%	70%	70%	70%	73%
Graffiti Release	70%	70%	70%	70%	70%
Custom Masonry Sealer	Red Paint	Black Marker	Green Marker	Red Marker	% Avg. Removal
Fast Acting Stripper	90%	95%	100%	100%	96%
Graffiti Wipe	95%	95%	95%	95%	95%
Graffiti Release	90%	95%	95%	95%	94%
“Rust” Split-face CMU					
Untreated Control	Red Paint	Black Marker	Green Marker	Red Marker	% Avg. Removal
Fast Acting Stripper	100%	75%	75%	75%	81%
Graffiti Wipe	80%	70%	70%	85%	76%
Graffiti Release	100%	75%	75%	75%	81%
Custom Masonry Sealer	Red Paint	Black Marker	Green Marker	Red Marker	% Avg. Removal
Fast Acting Stripper	100%	100%	100%	100%	100%
Graffiti Wipe	100%	100%	100%	100%	100%
Graffiti Release	100%	95%	100%	100%	99%



# PALLET TAG PROGRAM LABORATORY REPORT



PROSOCO, Inc.

Page 24

## TEST RESULTS – Graffiti Control Continued

“Buff” Split-face CMU					
Untreated Control	Red Paint	Black Marker	Green Marker	Red Marker	% Avg. Removal
Fast Acting Stripper	90%	90%	100%	95%	94%
Graffiti Wipe	95%	85%	95%	90%	93%
Graffiti Release	90%	85%	95%	90%	90%
Custom Masonry Sealer	Red Paint	Black Marker	Green Marker	Red Marker	% Avg. Removal
Fast Acting Stripper	95%	100%	100%	100%	99%
Graffiti Wipe	95%	100%	100%	100%	99%
Graffiti Release	90%	100%	100%	100%	93%
“Almond” Smooth-face CMU					
Untreated Control	Red Paint	Black Marker	Green Marker	Red Marker	% Avg. Removal
Fast Acting Stripper	70%	70%	70%	70%	70%
Graffiti Wipe	95%	65%	65%	65%	68%
Graffiti Release	70%	65%	65%	65%	66%
Custom Masonry Sealer	Red Paint	Black Marker	Green Marker	Red Marker	% Avg. Removal
Fast Acting Stripper	70%	95%	95%	95%	89%
Graffiti Wipe	95%	95%	95%	95%	95%
Graffiti Release	95%	85%	85%	85%	88%
“Brown” Smooth-face CMU					
Untreated Control	Red Paint	Black Marker	Green Marker	Red Marker	% Avg. Removal
Fast Acting Stripper	95%	95%	85%	85%	90%
Graffiti Wipe	97%	90%	85%	85%	89%
Graffiti Release	95%	95%	85%	85%	90%
Custom Masonry Sealer	Red Paint	Black Marker	Green Marker	Red Marker	% Avg. Removal
Fast Acting Stripper	97%	100%	100%	100%	99%
Graffiti Wipe	97%	100%	100%	100%	99%
Graffiti Release	100%	90%	90%	90%	93%
“Tan” Smooth-face CMU					
Untreated Control	Red Paint	Black Marker	Green Marker	Red Marker	% Avg. Removal
Fast Acting Stripper	90%	80%	80%	80%	83%
Graffiti Wipe	95%	75%	75%	75%	80%
Graffiti Release	95%	75%	75%	75%	80%
Custom Masonry Sealer	Red Paint	Black Marker	Green Marker	Red Marker	% Avg. Removal
Fast Acting Stripper	95%	95%	95%	95%	95%
Graffiti Wipe	95%	100%	95%	95%	96%
Graffiti Release	95%	90%	90%	90%	91%





# PALLET TAG PROGRAM LABORATORY REPORT



**PROSOCO, Inc.**

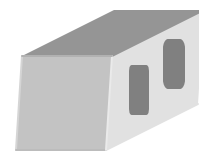
Page 25

## TEST RESULTS – Graffiti Control Continued

“Rust” Smooth-face CMU					
Untreated Control	Red Paint	Black Marker	Green Marker	Red Marker	% Avg. Removal
Fast Acting Stripper	95%	95%	80%	95%	91%
Graffiti Wipe	100%	95%	80%	95%	93%
Graffiti Release	90%	95%	80%	95%	90%
Custom Masonry Sealer	Red Paint	Black Marker	Green Marker	Red Marker	% Avg. Removal
Fast Acting Stripper	100%	100%	100%	100%	100%
Graffiti Wipe	100%	100%	100%	100%	100%
Graffiti Release	100%	90%	100%	100%	98%
“Buff” Smooth-face CMU					
Untreated Control	Red Paint	Black Marker	Green Marker	Red Marker	% Avg. Removal
Fast Acting Stripper	80%	90%	85%	85%	85%
Graffiti Wipe	90%	75%	75%	75%	79%
Graffiti Release	80%	75%	75%	75%	76%
Custom Masonry Sealer	Red Paint	Black Marker	Green Marker	Red Marker	% Avg. Removal
Fast Acting Stripper	95%	97%	97%	97%	97%
Graffiti Wipe	95%	97%	97%	97%	97%
Graffiti Release	95%	90%	95%	95%	94%



# PALLET TAG PROGRAM LABORATORY REPORT




PROSOCO, Inc.


Page 26

## PHOTOGRAPHS – Graffiti Control

**“Buff” Split-face Before Graffiti Removal**




**“Buff” Split-face After Graffiti Removal**





# PALLET TAG PROGRAM LABORATORY REPORT



**PROSOCO, Inc.**

**Page 27**

---

## CONCLUSIONS – Graffiti Control

Based upon laboratory evaluations, graffiti removal was improved when the submitted samples were treated with Sure Klean® Custom Masonry Sealer prior to graffiti application.

In addition, Sure Klean® Custom Masonry Sealer provided a slight color enhancement to the submitted samples.

---

## RECOMMENDATIONS – GRAFFITI CONTROL

Recommendations for graffiti control treatment for each type of block submitted by Midwest Block & Brick, Kansas City, MO are provided in the chart below. Recommendations are based on the treatment that proved most effective for providing graffiti repellency and the product that was most effective at removing the graffiti on all types submitted.

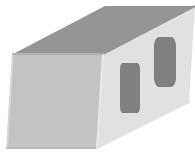
Block Type	Graffiti Repellents	Graffiti Removers
"Almond" Split-face CMU	Sure Klean® Custom Masonry Sealer	Sure Klean® Fast Acting Stripper OR Defacer Eraser® Graffiti Wipe
"Brown", "Rust", "Tan", "Buff" Split-face CMU's		Sure Klean® Fast Acting Stripper OR Defacer Eraser® Graffiti Wipe OR Defacer Eraser® Graffiti Release
"Brown", "Tan", "Rust", "Buff" Smooth-Face CMU's		
"Almond" Smooth-Face CMU		Defacer Eraser® Graffiti Wipe

Apply all products in accordance with the manufacturer's recommendation provided on container labels and product data sheets. Because the severity of graffiti varies from location to location, on-site testing should be conducted to determine the most appropriate graffiti control product and procedure for a particular project.

For the most severe graffiti cases Sure Klean® Fast Acting Stripper is recommended for job-site testing. For mild graffiti cases, Defacer Eraser® Graffiti Wipe and Defacer Eraser® Graffiti Release are recommended for job-site testing. See product literature for additional application and product information.

Nathan R. Colaner  
Technical Analyst

NRC/



---

***Laboratory Report***

**Pallet Tag Program Evaluation**

**Midwest Block & Brick  
Kansas City, MO**

***Project No. 0307-08 PTP***

***Prepared For:***

**Joe Wiseman**

**Midwest Block & Brick  
4101 12<sup>th</sup> Terrace  
Kansas City, MO**

***Prepared By:***



***PROSOCO, Inc.  
August 2003***