



PALLET TAG PROGRAM LABORATORY REPORT



PROSOCO, Inc.

Page 1

TABLE OF CONTENTS

SAMPLES SUBMITTED..... 2
 PURPOSE OF TEST 3
 PRODUCTS EVALUATED..... 4

SECTION A – CLEANING INTEGRALLY COLORED CMU’s

DESCRIPTION OF PRODUCTS EVALUATED..... 5
 TEST METHOD..... 5
 TEST RESULTS 6
 PHOTOGRAPHS OF CMU CLEANING.....7-9
 CONCLUSIONS 10
 RECOMMENDATIONS 10

SECTION B – COLOR UNIFORMITY

DESCRIPTION OF PRODUCTS EVALUATED..... 11
 TEST METHOD..... 11
 TEST RESULTS 12
 PHOTOGRAPHS OF CMU COLOR UNIFORMITY TESTING..... 13
 CONCLUSIONS 14
 RECOMMENDATIONS 14

SECTION C - PROTECTIVE WATER REPELLENTS

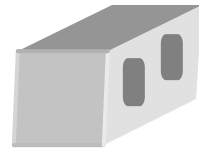
DESCRIPTION OF PRODUCTS EVALUATED..... 15
 TEST METHODS..... 15
 TEST RESULTS 16
 PHOTOGRAPHS OF CMU WATER REPELLENCY..... 17
 CONCLUSIONS 18
 RECOMMENDATIONS 18

ATTACHMENTS

- Technical Services TECH Note RILEM Tube Test Procedures
- Product Data literature for all products evaluated



PALLET TAG PROGRAM LABORATORY REPORT



PROSOCO, Inc.

Page 2

FOR: Mike Deboe
cc: Ben Bates
James Holt
Perry Surber
John Bourne
Paul Tessier
Steve Dean

SUBJECT: A.C. Krebs Co.
Louisville, KY

DATE: March 28, 2003

PROJECT: 0212-02 PTP

SAMPLES SUBMITTED: Four types of rough-face CMU's

<u>Block</u>	<u>Color</u>	<u>Size</u>
(4) Rough-face CMU's	"White"	
(4) Rough-face CMU's	"Red #98"	16" x 7.75" x 1.5"
(4) Rough-face CMU's	"Buff #400"	
(4) Rough-face CMU's	"Brown #130"	

Submitted by: Mike Deboe



PALLET TAG PROGRAM LABORATORY REPORT



PROSOCO, Inc.

Page 3

PURPOSE OF TESTING:

Four integrally colored rough-face concrete blocks with large, small and fine aggregate were submitted for testing using PROSOCO's new construction cleaning and water repellent products.

A. Cleaning Concrete Masonry Units: Sure Klean[®] Custom Masonry Cleaner, Sure Klean[®] Burnished Custom Masonry Cleaner, and Sure Klean[®] Vana Trol[®] were evaluated for removal of laboratory applied mortar.

To simulate new construction soiling, all CMU's are placed on a bench with finished surface facing upward. Hollow cylinders measuring 50 mm in diameter and 75 mm tall are positioned on top of each CMU and filled with a wet mixture of Ash Grove[®] Type S mortar. The wet, mortar-filled cylinder is allowed to remain in contact with the CMU for 10 minutes before removal.

Heavy deposits of mortar are removed with dry scraping after 24 hours. Prepared cleaning solutions are then evaluated for their effectiveness in removing residual Ash Grove[®] Type S mortar staining after 3 days, 7 days, and 14 days of curing.

B. Color Uniformity Testing* - Sure Klean[®] Custom Masonry Cleaner, Sure Klean[®] Burnished Custom Masonry Cleaner, and Sure Klean[®] Vana Trol[®] were evaluated at various dilutions to determine the optimal concentration of cleaner that leaves the external surface looking most like the natural through-body color of the CMU. Color uniformity was evaluated by comparing aggregate exposure and surface pigment alternation/removal of each cleaned surface compared to the natural through-body color of the CMU.

Aggregate Exposure is the visual examination comparing aggregate exposure of the interior, through-body section of CMU to surfaces cleaned with selected product(s) at given dilutions.

Surface Pigment Alteration/Removal* is the visual examination comparing the pigmentation of the interior, through-body section of the CMU to surfaces cleaned with selected product(s) at given dilutions.

The following is the scale used for reporting results of both categories:

0 – Worst match to through-body	3 – Good match to through-body
1 – Poor match to through-body	4 – Best match to through-body
2 – Fair match to through-body	

*** NOTE: When cleaning integrally colored CMU.**

Integrally colored concrete masonry units (CMU's) frequently have high amounts of pigments concentrated on the surface of the cured concrete unit. Variation of surface pigment concentrations from one CMU to the next creates a blotchy appearance in the completed wall. Allowed to remain on the surface of the CMU, the weakly bound pigment will weather and streak, further detracting from the appearance of the completed CMU wall.

In addition to removing excess mortar and construction related soiling, the goal of any cleaning operation undertaken on integrally colored CMU should include removal of unnaturally high concentrations of surface pigment. By revealing the natural through-body color on the integrally colored unit, the overall color uniformity and weathering resistance of the completed CMU wall is improved.

C. Protective Water Repellents - Sure Klean[®] Custom Masonry Sealer and Sure Klean[®] Weather Seal Siloxane WB Concentrate were evaluated for their ability to provide water repellency to the submitted samples.



PALLET TAG PROGRAM LABORATORY REPORT



PROSOCO, Inc.

Page 4

PRODUCTS EVALUATED FOR CLEANING AND COLOR UNIFORMITY

Block Type	Product	Dilution
Split-face CMU's	Sure Klean [®] Custom Masonry Cleaner	1:2, 1:4, 1:6
	Sure Klean [®] Burnished Custom Masonry Cleaner	1:3
	Sure Klean [®] Vana Trol [®]	1:6, 1:8

WATER REPELLENT PRODUCTS EVALUATED

Block Type	Product	Dilution
All submitted CMU's	Sure Klean [®] Custom Masonry Sealer	Concentrate
	Sure Klean [®] Weather Seal Siloxane WB Concentrate	1:9, 1:14



PALLET TAG PROGRAM LABORATORY REPORT



PROSOCO, Inc.

Page 5

SECTION A – CLEANING INTEGRALLY COLORED CMU's

DESCRIPTION OF PRODUCTS EVALUATED

These cleaning trials were conducted to determine the optimal cleaning/cure time combination.

Sure Klean® Custom Masonry Cleaner – A general purpose, concentrated acidic cleaner for most custom masonry and colored concrete. Removes concrete splashes, excess mortar, mud, heavy efflorescence and surface soiling, leaving the masonry clean and uniform with no acid burning or streaking. Liquid concentrate for dilution with 2-6 parts water. Apply by brush or low-pressure spray.

Sure Klean® Burnished Custom Masonry Cleaner - A general-purpose, non-etching acidic cleaner that removes rust, mud, oil, atmospheric dirt, mortar smears and other stains without altering the surface texture. Burnished Custom Masonry Cleaner adds depth to colors, brightens white matrices and exposed aggregate. Liquid concentrate for dilution with 2-3 parts water. Apply by brush or low-pressure spray.

Sure Klean® Vana Trol® – A concentrated acidic cleaner for new masonry surfaces that are subject to vanadium, manganese and other metallic stains. Use on: gray, brown, white, and most light-colored brick, natural stone, and cast stone. Liquid concentrate for dilution with 4-10 parts water. Apply by brush or low-pressure spray.

TEST METHOD – Cleaning

Dilution ratios refer to mixtures of parts concentrated cleaner : parts fresh water. Chemical cleaners were evaluated using the following procedure:

1. Prewet the surface with water.
2. Apply each cleaner at the appropriate dilutions.
3. Allow appropriate dwell time for each cleaner:

Custom Masonry Cleaner	3 minutes
Burnished Custom Masonry Cleaner	5 minutes
Vana Trol®	5 minutes
4. Reapply the products and moderately agitate with a brush.
5. Pressure rinse thoroughly.*
6. Allow the surface to dry for at least 18 hours and visually examine.

* Pressure rinsing was conducted at approximately 1300 psi with a warm water flow rate of 1.9 gallons per minute.



PALLET TAG PROGRAM LABORATORY REPORT



PROSOCO, Inc.

Page 6

TEST RESULTS - Cleaning

% removal

“White” rough-face				
Product	Dilution	3 day	7 day	14 day
Custom Masonry Cleaner	1:2	100%	100%	100%
Custom Masonry Cleaner	1:4	100%	100%	100%
Custom Masonry Cleaner	1:6	100%	100%	100%
Burnished Custom Masonry Cleaner	1:3	90%	95%	100%
Vana Trol®	1:6	90%	95%	95%
Vana Trol®	1:8	90%	95%	95%
“Red #98” rough-face				
Product	Dilution	3 day	7 day	14 day
Custom Masonry Cleaner	1:2	100%	100%	95%
Custom Masonry Cleaner	1:4	100%	100%	95%
Custom Masonry Cleaner	1:6	100%	100%	95%
Burnished Custom Masonry Cleaner	1:3	95%	100%	90%
Vana Trol®	1:6	90%	90%	90%
Vana Trol®	1:8	90%	90%	90%
“Buff #400” rough-face				
Product	Dilution	3 day	7 day	14 day
Custom Masonry Cleaner	1:2	100%	100%	100%
Custom Masonry Cleaner	1:4	100%	100%	100%
Custom Masonry Cleaner	1:6	100%	100%	100%
Burnished Custom Masonry Cleaner	1:3	100%	90%	100%
Vana Trol®	1:6	90%	90%	90%
Vana Trol®	1:8	90%	90%	90%
“Brown #130” rough-face				
Product	Dilution	3 day	7 day	14 day
Custom Masonry Cleaner	1:2	100%	100%	100%
Custom Masonry Cleaner	1:4	100%	100%	100%
Custom Masonry Cleaner	1:6	100%	100%	100%
Burnished Custom Masonry Cleaner	1:3	90%	100%	95%
Vana Trol®	1:6	85%	95%	95%
Vana Trol®	1:8	90%	95%	95%



PALLET TAG PROGRAM LABORATORY REPORT




PROSOCO, Inc.


Page 7

PHOTOGRAPHS- Cleaning

"Brown #130" 3 Day Cleaning

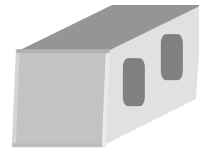


"Brown #130" 3 Day Cleaning





PALLET TAG PROGRAM LABORATORY REPORT



PROSOCO, Inc.


Page 8

PHOTOGRAPHS- Continued

“Brown #130” 7 Day Cleaning

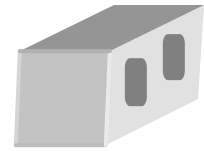


“Brown #130” 7 Day Cleaning





PALLET TAG PROGRAM LABORATORY REPORT




PROSOCO, Inc.


Page 9

PHOTOGRAPHS- Continued

“Brown #130” 14 Day Cleaning



“Brown #130” 14 Day Cleaning





PALLET TAG PROGRAM LABORATORY REPORT



PROSOCO, Inc.

Page 10

CONCLUSIONS - Cleaning

All dilutions of Sure Klean[®] Custom Masonry Cleaner, Sure Klean[®] Burnished Custom Masonry Cleaner and Sure Klean[®] Vana Trol[®] tested had various results, removing slight to heavy concentrations of pigmented matrix from the rough block faces, exposing small and large aggregate, and enhancing the natural appearance of the integrally colored concrete masonry unit.

RECOMMENDED PRODUCTS AND DILUTIONS - CLEANING

Recommendations for cleaning for each type of CMU submitted by A.C. Krebs Co., Louisville, KY are provided in the chart below. Recommendations are based on the optimum dilution for complete removal of mortar.

Block	Color	New Construction Cleaning (Type S mortar, 14 day)
Rough-face	"White"	Sure Klean [®] Custom Masonry Cleaner (1:6)
Rough-face	"Red #98"	Sure Klean [®] Custom Masonry Cleaner (1:6) OR Sure Klean [®] Burnished Custom Masonry Cleaner (1:3)
Rough-face	"Buff #400"	Sure Klean [®] Custom Masonry Cleaner (1:6)
Rough-face	"Brown #130"	

The most appropriate cleaner and dilution should be determined on the specific job-site, and will be dependent primarily on the nature and severity of soiling present at that location. Pressure rinsing equipment providing at least 400 psi at 4-6 gpm delivered through a 15-40 degree fan spray often produces best cleaning results.

Apply all products in accordance with the manufacturer's recommendation provided on container labels and product data sheets. On-site testing should be conducted to determine the most appropriate cleaning product and procedures for a particular project. See product literature for additional application and product information.



PALLET TAG PROGRAM LABORATORY REPORT



SECTION B – COLOR UNIFORMITY:

DESCRIPTION OF PRODUCTS EVALUATED – Color Uniformity:

Sure Klean® Custom Masonry Cleaner – A general purpose, concentrated acidic cleaner for most custom masonry and colored concrete. Removes concrete splashes, excess mortar, mud, heavy efflorescence and surface soiling, leaving the masonry clean and uniform with no acid burning or streaking. Liquid concentrate for dilution with 2-6 parts water. Apply by brush or low-pressure spray.

Sure Klean® Burnished Custom Masonry Cleaner - A general-purpose, non-etching acidic cleaner that removes rust, mud, oil, atmospheric dirt, mortar smears and other stains without altering the surface texture. Burnished Custom Masonry Cleaner adds depth to colors, brightens white matrices and exposed aggregate. Liquid concentrate for dilution with 2-3 parts water. Apply by brush or low-pressure spray.

Sure Klean® Vana Trol® – A concentrated acidic cleaner for new masonry surfaces that are subject to vanadium, manganese and other metallic stains. Use on: gray, brown, white, and most light-colored brick, natural stone, and cast stone. Liquid concentrate for dilution with 4-10 parts water. Apply by brush or low-pressure spray.

TEST METHOD – Color Uniformity Testing:

Dilution ratios refer to mixtures of concentrated cleaner : fresh water.

1. Prewet the surface with water.
2. Apply each cleaner at the appropriate dilutions.
3. Allow appropriate dwell time, as specified.

Custom Masonry Cleaner	3 minutes
Burnished Custom Masonry Cleaner	5 minutes
Vana Trol®	5 minutes
4. Reapply the products and moderately agitate with a brush.
5. Pressure rinse thoroughly.*
6. Allow the sample to dry for at least 18 hours and visually examine.
7. Break the sample in half and compare the through-body surfaces to the cleaned surfaces for the best match.

* Pressure rinsing was conducted at approximately 1300 psi with a warm water flow rate of 1.9 gallons per minute.



PALLET TAG PROGRAM LABORATORY REPORT



PROSOCO, Inc.

Page 12

TEST RESULTS – Color Uniformity

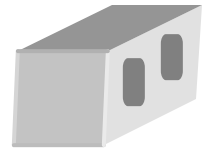
Substrate: Rough-face		Pigment Color: “White”	
Product	Dilution	Aggregate Exposure	Surface Pigment Alteration/Removal
Custom Masonry Cleaner	1:2	4	4
Custom Masonry Cleaner	1:4	4	4
Custom Masonry Cleaner	1:6	4	4
Burnished Custom Masonry Cleaner	1:3	4	4
Vana Trol®	1:6	4	4
Vana Trol®	1:8	4	4
Substrate: Rough-face		Pigment Color: “Red #98”	
Product	Dilution	Aggregate Exposure	Surface Pigment Alteration/Removal
Custom Masonry Cleaner	1:2	3	1
Custom Masonry Cleaner	1:4	3	2
Custom Masonry Cleaner	1:6	3	3
Burnished Custom Masonry Cleaner	1:3	4	3
Vana Trol®	1:6	3	2
Vana Trol®	1:8	3	2
Substrate: Rough-face		Pigment Color: “Buff #400”	
Product	Dilution	Aggregate Exposure	Surface Pigment Alteration/Removal
Custom Masonry Cleaner	1:2	3	1
Custom Masonry Cleaner	1:4	3	1
Custom Masonry Cleaner	1:6	3	2
Burnished Custom Masonry Cleaner	1:3	3	4
Vana Trol®	1:6	2	2
Vana Trol®	1:8	2	2
Substrate: Rough-face		Pigment Color: “Brown #130”	
Product	Dilution	Aggregate Exposure	Surface Pigment Alteration/Removal
Custom Masonry Cleaner	1:2	3	2
Custom Masonry Cleaner	1:4	3	2
Custom Masonry Cleaner	1:6	3	3
Burnished Custom Masonry Cleaner	1:3	2	3
Vana Trol®	1:6	2	2
Vana Trol®	1:8	2	2

Scale used for reporting results of both categories

- | | |
|--|---------------------------------------|
| 0 – Worst match to through-body | 3 – Good match to through-body |
| 1 – Poor match to through-body | 4 – Best match to through-body |
| 2 – Fair match to through-body | |



PALLET TAG PROGRAM LABORATORY REPORT




PROSOCO, Inc.

Page 13

PHOTOGRAPHS – Color Uniformity

“Brown” Through-body color





PALLET TAG PROGRAM LABORATORY REPORT



PROSOCO, Inc.

Page 14

CONCLUSIONS - COLOR UNIFORMITY:

Higher concentrations of cleaner removed moderate to heavy concentrations of pigmented matrix, exposing small and large aggregate. Lower concentrations of cleaner removed slight to moderate concentrations of pigmented matrix, exposing small and large aggregate. All dilutions enhanced the natural appearance of the integrally colored CMU.

RECOMMENDATIONS - COLOR UNIFORMITY

Recommendations for color uniformity for each type of CMU submitted by A.C. Krebs Co., Louisville, KY are provided in the chart below. Recommendations are based on the optimum dilution that provides the best color uniformity and the complete removal of mortar.

Block	Color	Color Uniformity
Rough-face	"White"	Sure Klean [®] Custom Masonry Cleaner (1:6)
Rough-face	"Red #98"	Sure Klean [®] Burnished Custom Masonry Cleaner (1:3) OR Sure Klean [®] Custom Masonry Cleaner (1:6)
Rough-face	"Buff #400"	
Rough-face	"Brown #130"	Sure Klean [®] Custom Masonry Cleaner (1:6)

The most appropriate cleaner and dilution should be determined on the specific job-site, and will be dependent primarily on the nature and severity of soiling present at that location. Pressure rinsing equipment providing at least 400 psi at 4-6 gpm delivered through a 15-40 degree fan spray often produces best cleaning results.

Apply all products in accordance with the manufacturer's recommendation provided on container labels and product data sheets. On-site testing should be conducted to determine the most appropriate cleaning product and procedures for a particular project. See product literature for additional application and product information.



PALLET TAG PROGRAM LABORATORY REPORT



PROSOCO, Inc.

Page 15

SECTION C - PROTECTIVE WATER REPELLENTS:

The testing described below evaluates the suitability of water repellent treatments.

The surface treatments evaluated were selected for their suitability for application based on the following selection criteria:

1. Weatherproofing properties
2. Color change
3. Ease of application

DESCRIPTIONS OF PRODUCTS EVALUATED - Protective Water Repellents:

Sure Klean® Custom Masonry Sealer -- A clear, solvent-based silicone elastomer formulated to weatherproof custom masonry units, cast stone, architectural concrete block, precast concrete, wood, and porous masonry. Custom Masonry Sealer penetrates and fills pores to prevent water penetration through exterior walls expose to normal weathering.

Sure Klean® Weather Seal Siloxane WB Concentrate – A self-emulsifying water repellent concentrate designed for dilution with fresh water at the jobsite. This solvent-free blend of silanes and oligomeric alkoxy siloxanes mixes easily with water to produce a penetrating water repellent ideal for application to dense or porous masonry surfaces.

SAMPLE PREPARATION - Protective Water Repellents:

The submitted blocks were scored, allowed to dry, and to reabsorb atmospheric humidity for 24 hours prior to treatment. The treatment method consisted of a wet-on-wet brush application. All treatments were allowed to cure at least 3 days prior to testing.

TEST METHODS - Protective Water Repellents:

Water Absorption Tube Test: RILEM II.4, 60 mph, 20 Minutes

The water absorption tube test simulating wind driven rain conditions was performed. This test simulates 60 mile per hour wind driven rain conditions for a period of 20 minutes. See Technical Services TECH Note RILEM Tube Test Procedures.



PALLET TAG PROGRAM LABORATORY REPORT



PROSOCO, Inc.

Page 16

TEST RESULTS - Protective Water Repellents

Water Absorption Tube Test: RILEM II.4, 60 mph, 20 Minutes

RESULTS	
"White" rough-face	
Untreated Control	< 40 mph
Custom Masonry Sealer	58 mph
Siloxane WB Concentrate (1:9)	59 mph
Siloxane WB Concentrate (1:14)	59 mph
"Red #98" rough-face	
Untreated Control	< 40 mph
Custom Masonry Sealer	59 mph
Siloxane WB Concentrate (1:9)	60 mph
Siloxane WB Concentrate (1:14)	58 mph
"Buff #400" rough-face	
Untreated Control	< 40 mph
Custom Masonry Sealer	58 mph
Siloxane WB Concentrate (1:9)	57 mph
Siloxane WB Concentrate (1:14)	56 mph
"Brown #130" rough-face	
Untreated Control	< 40 mph
Custom Masonry Sealer	59 mph
Siloxane WB Concentrate (1:9)	59 mph
Siloxane WB Concentrate (1:14)	57 mph



PALLET TAG PROGRAM LABORATORY REPORT




PROSOCO, Inc.


Page 17

PHOTOGRAPHS – Protective Water Repellents

“Brown #130” CMU during RILEM Testing



“Brown #130” Surface Beading





PALLET TAG PROGRAM LABORATORY REPORT



PROSOCO, Inc.

Page 18

CONCLUSIONS - Protective Water Repellents

Based upon laboratory evaluations, Sure Klean[®] Custom Masonry Sealer concentrate and Sure Klean[®] Weather Seal Siloxane WB Concentrate diluted with nine parts fresh water and fourteen parts fresh water provided above average water repellency to all of the submitted samples. Sure Klean[®] Custom Masonry Sealer moderately enhanced the natural color of the CMU's.

RECOMMENDATIONS - PROTECTIVE WATER REPELLENTS

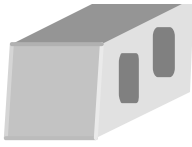
Recommendations for water repellency treatment for each type of CMU submitted by A.C. Krebs Co., Louisville, KY are provided in the chart below. Recommendations are based on the treatment that proved most effective and can provide water repellency on all types submitted.

All Submitted Rough-Face CMU's	Water Repellents
"White"	Sure Klean [®] Weather Seal Siloxane WB Concentrate (1:9), (1:14) OR Sure Klean [®] Custom Masonry Sealer
"Red #98"	
"Buff #400"	
"Brown #130"	

Apply all products in accordance with the manufacturer's recommendation provided on container labels and product data sheets. On-site testing should be conducted to determine the most appropriate water repellent product and procedures for a particular project. See product literature for additional application and product information.

Laboratory Technician

NC



Laboratory Report

Pallet Tag Program Evaluation

**A.C. Krebs Co.
Louisville, KY**

Project No. 0212-02 PTP

Prepared For:

**Mike Deboe
A.C. Krebs Co.
Louisville, KY**

Prepared By:



***PROSOCO, Inc.
March 2003***