

Laboratory Report

Pallet Tag Program Evaluation

**Premier Block Corporation
Eau Claire, WI**

Project No. 0211-06

Prepared For:

Jim Wright

**Premier Block Corporation
1111 Menomonie St.
Eau Claire, WI**

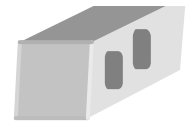
Prepared By:



***PROSOCO, Inc.
February 2003***



PALLET TAG PROGRAM LABORATORY REPORT



PROSOCO, INC.

Page 1

TABLE OF CONTENTS

SAMPLES SUBMITTED..... 2

PURPOSE OF TEST 3

PRODUCTS EVALUATED..... 4

SECTION A – CLEANING INTEGRALLY COLORED CMU’s

DESCRIPTION OF PRODUCTS EVALUATED..... 5

TEST METHOD..... 5

TEST RESULTS6-8

CONCLUSIONS 8

RECOMMENDATIONS 9

SECTION B – COLOR UNIFORMITY

DESCRIPTION OF PRODUCTS EVALUATED.....10

TEST METHOD.....10

TEST RESULTS11-14

PHOTOGRAPHS OF CMU COLOR UNIFORMITY TESTING15

CONCLUSIONS15

RECOMMENDATIONS16

SECTION C - PROTECTIVE WATER REPELLENTS

DESCRIPTION OF PRODUCTS EVALUATED.....17

TEST METHODS.....17

TEST RESULTS18-19

PHOTOGRAPHS OF CMU WATER REPELLENCY20

CONCLUSIONS21

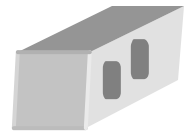
RECOMMENDATIONS21

ATTACHMENTS

- Technical Services TECH Note RILEM Tube Test Procedures
- Product Data literature for all products evaluated



PALLET TAG PROGRAM LABORATORY REPORT



PROSOCO, INC.

Page 2

FOR: Jim Wright
cc: Kevin Gwinn
John Bourne
Stephen Dean

SUBJECT: Premier Block Corporation
Eau Claire, WI

DATE: February 6, 2003

PROJECT: 0211-06 PTP

SAMPLES SUBMITTED: (16) types of block in various colors.

<u>Block</u>	<u>Color</u>	<u>Size</u>
(4) Burnished Block	"Medium Carmel"	15½" x 7½" x 1"
(4) Burnished Block	"Light Frost"	15½" x 7½" x 1"
(4) Burnished Block	"Canyon Tan"	15½" x 7½" x 1"
(4) Burnished Block	"Cranberry Blend"	15½" x 7½" x 1"
(4) Burnished Block	"Morning Dove"	15½" x 7½" x 1"
(2) Burnished Block	"Deep Vermont Green"	15½" x 7½" x 1"
(4) Split-face Block	"CC 12"	15½" x 7½" x 1½"
(4) Split-face Block	"CC 6"	15½" x 7½" x 1½"
(4) Split-face Block	"CC 52"	15½" x 7½" x 1½"
(4) Split-face Block	"CC 00"	15½" x 7½" x 1½"
(4) Split-face Block	"CC 62"	15½" x 7½" x 1½"
(4) Smooth-face Block	"CC 12"	15½" x 7½" x 1"
(4) Smooth-face Block	"CC 6"	15½" x 7½" x 1"
(4) Smooth-face Block	"CC 52"	15½" x 7½" x 1"
(4) Smooth-face Block	"CC 00"	15½" x 7½" x 1"
(4) Smooth-face Block	"CC 62"	15½" x 7½" x 1"

Submitted by: Kevin J. Gwinn



PALLET TAG PROGRAM LABORATORY REPORT



PROSOCO, INC.

Page 3

PURPOSE OF TESTING:

Six integrally colored burnished-face CMU's, five integrally colored split-face CMU's, and five integrally colored smooth-face CMU's with large, small and fine aggregate were submitted for testing using PROSOCO's new construction cleaning and water repellent products.

A. Cleaning Concrete Masonry Units: Sure Klean[®] Custom Masonry Cleaner was evaluated for removal of laboratory applied mortar to the split-face and smooth-face CMU's. Sure Klean[®] Burnished Custom Masonry Cleaner was evaluated for removal of laboratory-applied mortar to the burnished-face, split-face, and smooth-face CMU's.

To simulate new construction soiling, all CMU's are placed on a bench with finished surface facing upward. Hollow cylinders measuring 50 mm in diameter and 75 mm tall are positioned on top of each CMU and filled with a wet mixture of Ash Grove[®] Type S mortar. The wet, mortar-filled cylinder is allowed to remain in contact with the CMU for 10 minutes before removal.

Heavy deposits of mortar are removed with dry scraping after 24 hours. Prepared cleaning solutions are then evaluated for their effectiveness in removing residual Ash Grove[®] Type S mortar staining after 3 days, 7 days, and 14 days of curing.

B. Color Uniformity Testing* - Sure Klean[®] Custom Masonry Cleaner and Sure Klean[®] Burnished Custom Masonry Cleaner was evaluated at various dilutions to determine the optimal concentration of cleaner that leaves the external surface looking most like the natural through-body color of the CMU. Color uniformity was evaluated by comparing aggregate exposure and surface pigment alternation/removal of each cleaned surface compared to the natural through-body color of the CMU.

Aggregate Exposure is the visual examination comparing aggregate exposure of the interior, through-body section of CMU to surfaces cleaned with selected product(s) at given dilutions.

Surface Pigment Alteration/Removal* is the visual examination comparing the pigmentation of the interior, through-body section of the CMU to surfaces cleaned with selected product(s) at given dilutions.

The following is the scale used for reporting results of both categories:

0 – Worst match to through-body	3 – Good match to through-body
1 – Poor match to through-body	4 – Best match to through-body
2 – Fair match to through-body	

*** NOTE: When cleaning integrally colored CMU.**

Integrally colored concrete masonry units (CMU's) frequently have high amounts of pigments concentrated on the surface of the cured concrete unit. Variation of surface pigment concentrations from one CMU to the next creates a blotchy appearance in the completed wall. Allowed to remain on the surface of the CMU, the weakly bound pigment will weather and streak, further detracting from the appearance of the completed CMU wall.

In addition to removing excess mortar and construction related soiling, the goal of any cleaning operation undertaken on integrally colored CMU should include removal of unnaturally high concentrations of surface pigment. By revealing the natural through-body color on the integrally colored unit, the overall color uniformity and weathering resistance of the completed CMU wall is improved.

C. Protective Water Repellents – Sure Klean[®] Weather Seal Siloxane WB Concentrate and Sure Klean[®] Custom Masonry Sealer were evaluated for their ability to provide water repellency to the submitted samples.



PALLET TAG PROGRAM LABORATORY REPORT



PROSOCO, INC.

Page 4

PRODUCTS EVALUATED FOR CLEANING AND COLOR UNIFORMITY

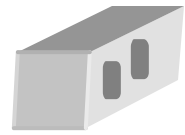
Block Type	Product	Dilution
All Split-face and Smooth-face CMU's submitted	Sure Klean [®] Custom Masonry Cleaner	1:2, 1:4, 1:6
Block Type	Product	Dilution
All Split-face, Smooth-face, and Burnished CMU's submitted	Sure Klean [®] Burnished Custom Masonry Cleaner	1:2, 1:3

WATER REPELLENT PRODUCTS EVALUATED

Block Type	Product	Dilution
All Split-face and Smooth-face CMU's submitted	Sure Klean [®] Weather Seal Siloxane WB Concentrate	1:9, 1:14
	Sure Klean [®] Custom Masonry Sealer	Concentrate



PALLET TAG PROGRAM LABORATORY REPORT



SECTION A – CLEANING INTEGRALLY COLORED CMU's

DESCRIPTION OF PRODUCTS EVALUATED

These cleaning trials were conducted to determine the optimal cleaning/cure time combination.

Sure Klean® Custom Masonry Cleaner – A general purpose, concentrated acidic cleaner for most custom masonry and colored concrete. Removes concrete splashes, excess mortar, mud, heavy efflorescence and surface soiling, leaving the masonry clean and uniform with no acid burning or streaking. Liquid concentrate for dilution with 2-6 parts water. Apply by brush or low-pressure spray.

Sure Klean® Burnished Custom Masonry Cleaner – A general purpose, non-etching acidic cleaner removes rust, mud, oil, atmospheric dirt, mortar smears and other stains without altering the surface texture. Liquid concentrate for dilution with 2-3 parts water. Apply by brush or low-pressure spray.

TEST METHOD – Cleaning

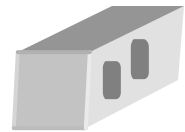
Dilution ratios refer to mixtures of parts concentrated cleaner : parts fresh water. Chemical cleaners were evaluated using the following procedure:

1. Prewet the surface with water.
2. Apply each cleaner at the appropriate dilutions.
3. Allow appropriate dwell time for each cleaner:
 - Custom Masonry Cleaner 3 minutes
 - Burnished Custom Masonry Cleaner 5 minutes
4. Reapply the products and moderately agitate with a brush.
5. Pressure rinse thoroughly. *
6. Allow the surface to dry for at least 18 hours and visually examine.

* Pressure rinsing was conducted at approximately 1300 psi with a warm water flow rate of 1.9 gallons per minute.



PALLET TAG PROGRAM LABORATORY REPORT



PROSOCO, INC.

Page 6

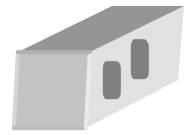
TEST RESULTS - Cleaning

% removal

“Medium Carmel” Burnished CMU				
Product	Dilution	3 day	7 day	14 day
Burnished Custom Masonry Cleaner	1:2	100%	100%	100%
Burnished Custom Masonry Cleaner	1:3	100%	100%	100%
“Light Frost” Burnished CMU				
Product	Dilution	3 day	7 day	14 day
Burnished Custom Masonry Cleaner	1:2	100%	100%	100%
Burnished Custom Masonry Cleaner	1:3	100%	100%	100%
“Canyon Tan” Burnished CMU				
Product	Dilution	3 day	7 day	14 day
Burnished Custom Masonry Cleaner	1:2	100%	100%	100%
Burnished Custom Masonry Cleaner	1:3	100%	100%	100%
“Cranberry Blend” Burnished CMU				
Product	Dilution	3 day	7 day	14 day
Burnished Custom Masonry Cleaner	1:2	100%	100%	100%
Burnished Custom Masonry Cleaner	1:3	100%	100%	100%
“Morning Dove” Burnished CMU				
Product	Dilution	3 day	7 day	14 day
Burnished Custom Masonry Cleaner	1:2	100%	100%	100%
Burnished Custom Masonry Cleaner	1:3	100%	100%	100%
“Deep Vermont Green” Burnished CMU				
Product	Dilution	3 day	7 day	14 day
Burnished Custom Masonry Cleaner	1:2	100%	100%	100%
Burnished Custom Masonry Cleaner	1:3	100%	100%	100%



PALLET TAG PROGRAM LABORATORY REPORT



PROSOCO, INC.

Page 7

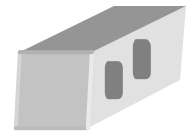
TEST RESULTS CONTINUED:

% removal

“CC 12” Split-face CMU				
Product	Dilution	3 day	7 day	14 day
Custom Masonry Cleaner	1:2	100%	100%	100%
Custom Masonry Cleaner	1:4	100%	100%	100%
Custom Masonry Cleaner	1:6	100%	100%	100%
Burnished Custom Masonry Cleaner	1:2	100%	100%	100%
Burnished Custom Masonry Cleaner	1:3	100%	100%	100%
“CC 6” Split-face CMU				
Product	Dilution	3 day	7 day	14 day
Custom Masonry Cleaner	1:2	100%	100%	100%
Custom Masonry Cleaner	1:4	100%	100%	100%
Custom Masonry Cleaner	1:6	100%	100%	100%
Burnished Custom Masonry Cleaner	1:2	100%	100%	100%
Burnished Custom Masonry Cleaner	1:3	100%	100%	100%
“CC 52” Split-face CMU				
Product	Dilution	3 day	7 day	14 day
Custom Masonry Cleaner	1:2	100%	100%	100%
Custom Masonry Cleaner	1:4	100%	100%	100%
Custom Masonry Cleaner	1:6	100%	100%	100%
Burnished Custom Masonry Cleaner	1:2	100%	100%	100%
Burnished Custom Masonry Cleaner	1:3	100%	100%	100%
“CC 00” Split-face CMU				
Product	Dilution	3 day	7 day	14 day
Custom Masonry Cleaner	1:2	100%	100%	100%
Custom Masonry Cleaner	1:4	100%	100%	100%
Custom Masonry Cleaner	1:6	100%	100%	100%
Burnished Custom Masonry Cleaner	1:2	100%	100%	100%
Burnished Custom Masonry Cleaner	1:3	100%	100%	100%
“CC 62” Split-face CMU				
Product	Dilution	3 day	7 day	14 day
Custom Masonry Cleaner	1:2	100%	100%	100%
Custom Masonry Cleaner	1:4	100%	100%	100%
Custom Masonry Cleaner	1:6	100%	100%	100%
Burnished Custom Masonry Cleaner	1:2	100%	100%	100%
Burnished Custom Masonry Cleaner	1:3	100%	100%	100%



PALLET TAG PROGRAM LABORATORY REPORT



PROSOCO, INC.

Page 8

TEST RESULTS CONTINUED:

“CC 12” Smooth-face CMU				
Product	Dilution	3 day	7 day	14 day
Custom Masonry Cleaner	1:2	100%	100%	100%
Custom Masonry Cleaner	1:4	100%	100%	100%
Custom Masonry Cleaner	1:6	100%	100%	100%
Burnished Custom Masonry Cleaner	1:2	100%	100%	100%
Burnished Custom Masonry Cleaner	1:3	100%	100%	100%
“CC 6” Smooth-face CMU				
Product	Dilution	3 day	7 day	14 day
Custom Masonry Cleaner	1:2	100%	100%	100%
Custom Masonry Cleaner	1:4	100%	100%	100%
Custom Masonry Cleaner	1:6	100%	100%	100%
Burnished Custom Masonry Cleaner	1:2	100%	100%	100%
Burnished Custom Masonry Cleaner	1:3	100%	100%	100%
“CC 52” Smooth-face CMU				
Product	Dilution	3 day	7 day	14 day
Custom Masonry Cleaner	1:2	100%	100%	100%
Custom Masonry Cleaner	1:4	100%	100%	100%
Custom Masonry Cleaner	1:6	100%	100%	100%
Burnished Custom Masonry Cleaner	1:2	100%	100%	100%
Burnished Custom Masonry Cleaner	1:3	100%	100%	100%
“CC 00” Smooth-face CMU				
Product	Dilution	3 day	7 day	14 day
Custom Masonry Cleaner	1:2	100%	100%	100%
Custom Masonry Cleaner	1:4	100%	100%	100%
Custom Masonry Cleaner	1:6	100%	100%	100%
Burnished Custom Masonry Cleaner	1:2	100%	100%	100%
Burnished Custom Masonry Cleaner	1:3	100%	100%	100%
“CC 62” Smooth-face CMU				
Product	Dilution	3 day	7 day	14 day
Custom Masonry Cleaner	1:2	100%	100%	100%
Custom Masonry Cleaner	1:4	100%	100%	100%
Custom Masonry Cleaner	1:6	100%	100%	100%
Burnished Custom Masonry Cleaner	1:2	100%	100%	100%
Burnished Custom Masonry Cleaner	1:3	100%	100%	100%

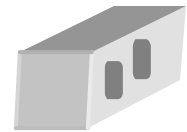
CONCLUSIONS - Cleaning

Based on the test data, all of the submitted block samples were efficiently cleaned with each dilution of the selected PROSOCO Inc.’s cleaning products. Use higher concentrations and surface agitation to maximize aggregate exposure. Use low concentration and surface agitation to minimize aggregate exposure.

All dilutions of Sure Klean® Custom Masonry Cleaner and Sure Klean® Burnished Custom Masonry Cleaner tested affected the substrate in a similar manner, removing slight to heavy concentrations of pigmented matrix from the rough and smooth block faces, exposing small and large aggregate, and enhancing the natural appearance of the integrally colored concrete masonry unit.



PALLET TAG PROGRAM LABORATORY REPORT



RECOMMENDED PRODUCTS AND DILUTIONS - CLEANING

Recommendations for cleaning for each type of CMU submitted by Premier Block in Eau Claire, WI are provided in the chart below. Recommendations are based on the optimum dilution for complete removal of mortar.

Block	Color	New Construction Cleaning (Type S mortar, 14 day)
Burnished-face CMU's	"Medium Carmel"	Sure Klean [®] Burnished Custom Masonry Cleaner (1:3)
	"Light Frost"	
	"Canyon Tan"	
	"Cranberry Blend"	
	"Morning Dove"	
	"Deep Vermont Green"	
Split-face CMU's	"CC 12"	Sure Klean [®] Custom Masonry Cleaner (1:6) OR Sure Klean [®] Burnished Custom Masonry Cleaner (1:3)
	"CC 6"	
	"CC 52"	
	"CC 00"	
	"CC 62"	
Smooth-face CMU's	"CC 12"	Sure Klean [®] Custom Masonry Cleaner (1:6) OR Sure Klean [®] Burnished Custom Masonry Cleaner (1:3)
	"CC 6"	
	"CC52"	
	"CC 00"	
	"CC 62"	

The most appropriate cleaner and dilution should be determined on the specific job-site, and will be dependent primarily on the nature and severity of soiling present at that location.

Apply all products in accordance with the manufacturer's recommendation provided on container labels and product data sheets. On-site testing should be conducted to determine the most appropriate cleaning product and procedures for a particular project. See product literature for additional application and product information.



PALLET TAG PROGRAM LABORATORY REPORT



SECTION B – COLOR UNIFORMITY:

DESCRIPTION OF PRODUCTS EVALUATED – Color Uniformity:

Sure Klean® Custom Masonry Cleaner – A general purpose, concentrated acidic cleaner for most custom masonry and colored concrete. Removes concrete splashes, excess mortar, mud, heavy efflorescence and surface soiling, leaving the masonry clean and uniform with no acid burning or streaking. Liquid concentrate for dilution with 2-6 parts water. Apply by brush or low-pressure spray.

Sure Klean® Burnished Custom Masonry Cleaner – A general purpose, non-etching acidic cleaner removes rust, mud, oil, atmospheric dirt, mortar smears and other stains without altering the surface texture. Liquid concentrate for dilution with 2-3 parts water. Apply by brush or low-pressure spray.

TEST METHOD – Color Uniformity Testing:

Dilution ratios refer to mixtures of parts concentrated cleaner : parts fresh water. Chemical cleaners were evaluated using the following procedure:

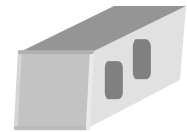
1. Prewet the surface with water.
2. Apply each cleaner at the appropriate dilutions.
3. Allow appropriate dwell time, as specified.

Custom Masonry Cleaner	3 minutes
Burnished Custom Masonry Cleaner	5 minutes
4. Reapply the products and moderately agitate with a brush.
5. Pressure rinse thoroughly.*
6. Allow the sample to dry for at least 18 hours and visually examine.
7. Break the sample in half and compare the through-body surfaces to the cleaned surfaces for the best match.

* Pressure rinsing was conducted at approximately 1300 psi with a warm water flow rate of 1.9 gallons per minute.



PALLET TAG PROGRAM LABORATORY REPORT



PROSOCO, INC.

Page 11

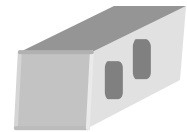
TEST RESULTS – Color Uniformity

Substrate: Burnished-face CMU		Pigment Color: "Medium Carmel"	
Product	Dilution	Aggregate Exposure	Surface Pigment Alteration/Removal
Burnished Custom Masonry Cleaner	1:2	4	3
Burnished Custom Masonry Cleaner	1:3	4	4
Substrate: Burnished-face CMU		Pigment Color: "Light Frost"	
Product	Dilution	Aggregate Exposure	Surface Pigment Alteration/Removal
Burnished Custom Masonry Cleaner	1:2	4	4
Burnished Custom Masonry Cleaner	1:3	4	4
Substrate: Burnished-face CMU		Pigment Color: "Canyon Tan"	
Product	Dilution	Aggregate Exposure	Surface Pigment Alteration/Removal
Burnished Custom Masonry Cleaner	1:2	4	4
Burnished Custom Masonry Cleaner	1:3	4	4
Substrate: Burnished-face CMU		Pigment Color: "Cranberry Blend"	
Product	Dilution	Aggregate Exposure	Surface Pigment Alteration/Removal
Burnished Custom Masonry Cleaner	1:2	3	4
Burnished Custom Masonry Cleaner	1:3	4	4

Scale used for reporting results of both categories	
0 – Worst match to through-body	3 – Good match to through-body
1 – Poor match to through-body	4 – Best match to through-body
2 – Fair match to through-body	



PALLET TAG PROGRAM LABORATORY REPORT



PROSOCO, INC.

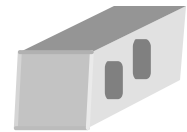
Page 12

TEST RESULTS – Color Uniformity Continued

Substrate: Burnished-face CMU		Pigment Color: "Morning Dove"	
Product	Dilution	Aggregate Exposure	Surface Pigment Alteration/Removal
Burnished Custom Masonry Cleaner	1:2	4	4
Burnished Custom Masonry Cleaner	1:3	4	4
Substrate: Burnished-face CMU		Pigment Color: "Deep Vermont Green"	
Product	Dilution	Aggregate Exposure	Surface Pigment Alteration/Removal
Burnished Custom Masonry Cleaner	1:2	4	4
Burnished Custom Masonry Cleaner	1:3	4	4
Substrate: Split-face CMU		Pigment Color: "CC 12"	
Product	Dilution	Aggregate Exposure	Surface Pigment Alteration/Removal
Custom Masonry Cleaner	1:2	3	3
Custom Masonry Cleaner	1:4	3	3
Custom Masonry Cleaner	1:6	3	3
Burnished Custom Masonry Cleaner	1:2	4	4
Burnished Custom Masonry Cleaner	1:3	4	4
Substrate: Split-face CMU		Pigment Color: "CC 6"	
Product	Dilution	Aggregate Exposure	Surface Pigment Alteration/Removal
Custom Masonry Cleaner	1:2	3	3
Custom Masonry Cleaner	1:4	4	3
Custom Masonry Cleaner	1:6	4	4
Burnished Custom Masonry Cleaner	1:2	4	4
Burnished Custom Masonry Cleaner	1:3	4	4
Substrate: Split-face CMU		Pigment Color: "CC 52"	
Product	Dilution	Aggregate Exposure	Surface Pigment Alteration/Removal
Custom Masonry Cleaner	1:2	3	3
Custom Masonry Cleaner	1:4	3	3
Custom Masonry Cleaner	1:6	3	4
Burnished Custom Masonry Cleaner	1:2	4	4
Burnished Custom Masonry Cleaner	1:3	4	4



PALLET TAG PROGRAM LABORATORY REPORT



PROSOCO, INC.

Page 13

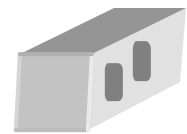
TEST RESULTS – Color Uniformity Continued

Substrate: Split-face CMU		Pigment Color: "CC 00"	
Product	Dilution	Aggregate Exposure	Surface Pigment Alteration/Removal
Custom Masonry Cleaner	1:2	3	3
Custom Masonry Cleaner	1:4	4	3
Custom Masonry Cleaner	1:6	4	4
Burnished Custom Masonry Cleaner	1:2	4	3
Burnished Custom Masonry Cleaner	1:3	4	4
Substrate: Split-face CMU		Pigment Color: "CC 62"	
Product	Dilution	Aggregate Exposure	Surface Pigment Alteration/Removal
Custom Masonry Cleaner	1:2	2	2
Custom Masonry Cleaner	1:4	3	2
Custom Masonry Cleaner	1:6	3	3
Burnished Custom Masonry Cleaner	1:2	4	4
Burnished Custom Masonry Cleaner	1:3	4	4
Substrate: Smooth-face CMU		Pigment Color: "CC 12"	
Product	Dilution	Aggregate Exposure	Surface Pigment Alteration/Removal
Custom Masonry Cleaner	1:2	3	3
Custom Masonry Cleaner	1:4	3	3
Custom Masonry Cleaner	1:6	3	4
Burnished Custom Masonry Cleaner	1:2	4	4
Burnished Custom Masonry Cleaner	1:3	4	4
Substrate: Smooth-face CMU		Pigment Color: "CC 6"	
Product	Dilution	Aggregate Exposure	Surface Pigment Alteration/Removal
Custom Masonry Cleaner	1:2	3	3
Custom Masonry Cleaner	1:4	3	3
Custom Masonry Cleaner	1:6	4	4
Burnished Custom Masonry Cleaner	1:2	4	4
Burnished Custom Masonry Cleaner	1:3	4	4

The following is the scale used for reporting results of both categories:
 0 – **Worst** match to through-body 3 – **Good** match to through-body
 1 – **Poor** match to through-body 4 – **Best** match to through-body
 2 – **Fair** match to through-body



PALLET TAG PROGRAM LABORATORY REPORT



PROSOCO, INC.

Page 14

TEST RESULTS – Color Uniformity Continued

Substrate: Smooth-face CMU		Pigment Color: "CC 52"	
Product	Dilution	Aggregate Exposure	Surface Pigment Alteration/Removal
Custom Masonry Cleaner	1:2	3	4
Custom Masonry Cleaner	1:4	3	4
Custom Masonry Cleaner	1:6	4	4
Burnished Custom Masonry Cleaner	1:2	4	4
Burnished Custom Masonry Cleaner	1:3	4	4
Substrate: Smooth-face CMU		Pigment Color: "CC 00"	
Product	Dilution	Aggregate Exposure	Surface Pigment Alteration/Removal
Custom Masonry Cleaner	1:2	3	3
Custom Masonry Cleaner	1:4	3	3
Custom Masonry Cleaner	1:6	4	4
Burnished Custom Masonry Cleaner	1:2	4	4
Burnished Custom Masonry Cleaner	1:3	4	4
Substrate: Smooth-face CMU		Pigment Color: "CC 62"	
Product	Dilution	Aggregate Exposure	Surface Pigment Alteration/Removal
Custom Masonry Cleaner	1:2	3	3
Custom Masonry Cleaner	1:4	3	3
Custom Masonry Cleaner	1:6	4	4
Burnished Custom Masonry Cleaner	1:2	4	4
Burnished Custom Masonry Cleaner	1:3	4	4

The following is the scale used for reporting results of both categories:
 0 – **Worst** match to through-body 3 – **Good** match to through-body
 1 – **Poor** match to through-body 4 – **Best** match to through-body
 2 – **Fair** match to through-body



PALLET TAG PROGRAM LABORATORY REPORT




PROSOCO, INC.

Page 15

PHOTOGRAPHS – Color Uniformity

“CC 52” Split-face CMU after cleaning

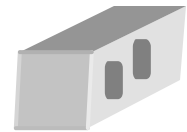


CONCLUSIONS: Color Uniformity:

All dilutions of Sure Klean[®] Custom Masonry Cleaner and Sure Klean[®] Burnished Custom Masonry Cleaner tested affected the substrate in a similar manner. Higher concentrations of cleaner removed moderate to heavy concentrations of pigmented matrix, exposing small and large aggregate. Lower concentrations of cleaner removed slight to moderate concentrations of pigmented matrix, exposing small and large aggregate. All dilutions enhanced the natural appearance of the integrally colored CMU.



PALLET TAG PROGRAM LABORATORY REPORT



RECOMMENDATIONS - COLOR UNIFORMITY

Recommendations for color uniformity for each type of CMU submitted by Premier Block Corporation in Eau Claire, WI are provided in the chart below. Recommendations are based on the optimum dilution that provides the best color uniformity and the complete removal of mortar.

Block	Color	Color Uniformity
Burnished-face CMU's	"Medium Carmel"	Sure Klean [®] Burnished Custom Masonry Cleaner (1:3)
	"Light Frost"	
	"Canyon Tan"	
	"Cranberry Blend"	
	"Morning Dove"	
	"Deep Vermont Green"	
Split-face CMU's	"CC 12"	Sure Klean [®] Custom Masonry Cleaner (1:6) OR Sure Klean [®] Burnished Custom Masonry Cleaner (1:3)
	"CC 6"	
	"CC 52"	
	"CC 00"	
	"CC 62"	
Smooth-face CMU's	"CC 12"	Sure Klean [®] Custom Masonry Cleaner (1:6) OR Sure Klean [®] Burnished Custom Masonry Cleaner (1:3)
	"CC 6"	
	"CC 52"	
	"CC 00"	
	"CC 62"	

The most appropriate cleaner and dilution should be determined on the specific job-site, and will be dependent primarily on the nature and severity of soiling present at that location.

Apply all products in accordance with the manufacturer's recommendation provided on container labels and product data sheets. On-site testing should be conducted to determine the most appropriate cleaning product and procedures for a particular project. See product literature for additional application and product information.



PALLET TAG PROGRAM LABORATORY REPORT



PROSOCO, INC.

Page 17

SECTION C - PROTECTIVE WATER REPELLENTS:

The testing described below evaluates the suitability of water repellent treatments.

The surface treatments evaluated were selected for their suitability for application based on the following selection criteria:

1. Weatherproofing properties
2. Color change
3. Ease of application

DESCRIPTIONS OF PRODUCTS EVALUATED - Protective Water Repellents:

Sure Klean[®] Weather Seal Siloxane WB Concentrate – A self-emulsifying water repellent concentrate designed for dilution with fresh water at the job site. This solvent-free blend of silanes and oligomeric alkoxy siloxanes mixes easily with water to produce a penetrating water repellent ideal for application to dense or porous masonry surfaces.

Sure Klean[®] Custom Masonry Sealer - A clear, solvent-based silicone elastomer formulated to weatherproof custom masonry units, cast stone, and concrete block without altering the natural appearance. Custom Masonry Sealer penetrates and fills pores to prevent water penetration through exterior walls exposed to normal weathering as well as long-lasting protection against many types of graffiti.

SAMPLE PREPARATION - Protective Water Repellents:

The submitted blocks were scored, allowed to dry, and to reabsorb atmospheric humidity for 24 hours prior to treatment. The treatment method consisted of a wet-on-wet brush application. All treatments were allowed to cure at least 3 days prior to testing.

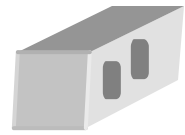
TEST METHODS - Protective Water Repellents:

Water Absorption Tube Test: RILEM II.4, 60 mph, 20 Minutes

The water absorption tube test simulating wind driven rain conditions was performed. This test simulates 60 mile per hour wind driven rain conditions for a period of 20 minutes. See Technical Services TECH Note RILEM Tube Test Procedures.



PALLET TAG PROGRAM LABORATORY REPORT



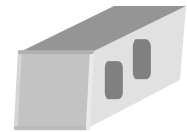
TEST RESULTS - Protective Water Repellents:

Water Absorption Tube Test: RILEM II.4, 60 mph, 20 Minutes

RESULTS	
"CC 12" Split-face	
Untreated Control	< 40 mph
Siloxane WB Concentrate (1:9)	59 mph
Siloxane WB Concentrate (1:14)	59 mph
Custom Masonry Sealer	59 mph
"CC 6" Split-face	
Untreated Control	< 40 mph
Siloxane WB Concentrate (1:9)	59 mph
Siloxane WB Concentrate (1:14)	58 mph
Custom Masonry Sealer	57 mph
"CC 52" Split-face	
Untreated Control	< 40 mph
Siloxane WB Concentrate (1:9)	59 mph
Siloxane WB Concentrate (1:14)	59 mph
Custom Masonry Sealer	58 mph
"CC 00" Split-face	
Untreated Control	<40 mph
Siloxane WB Concentrate (1:9)	58 mph
Siloxane WB Concentrate (1:14)	58 mph
Custom Masonry Sealer	58 mph



PALLET TAG PROGRAM LABORATORY REPORT



PROSOCO, INC.

Page 19

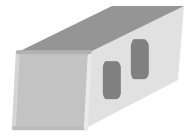
TEST RESULTS - Protective Water Repellents:

Water Absorption Tube Test: RILEM II.4, 60 mph, 20 Minutes

"CC 62" Split-face	RESULTS:
Untreated Control	< 40 mph
Siloxane WB Concentrate (1:9)	59 mph
Siloxane WB Concentrate (1:14)	59 mph
Custom Masonry Sealer	59 mph
"CC 12" Smooth-face	
Untreated Control	< 40 mph
Siloxane WB Concentrate (1:9)	60 mph
Siloxane WB Concentrate (1:14)	60 mph
Custom Masonry Sealer	60 mph
"CC 6" Smooth-face	
Untreated Control	< 40 mph
Siloxane WB Concentrate (1:9)	60 mph
Siloxane WB Concentrate (1:14)	59 mph
Custom Masonry Sealer	58 mph
"CC 52" Smooth-face	
Untreated Control	<40 mph
Siloxane WB Concentrate (1:9)	60 mph
Siloxane WB Concentrate (1:14)	58 mph
Custom Masonry Sealer	57 mph
"CC 00" Smooth-face	
Untreated Control	< 40 mph
Siloxane WB Concentrate (1:9)	60 mph
Siloxane WB Concentrate (1:14)	60 mph
Custom Masonry Sealer	60 mph
"CC 62" Split-face	
Untreated Control	< 40 mph
Siloxane WB Concentrate (1:9)	60 mph
Siloxane WB Concentrate (1:14)	59 mph
Custom Masonry Sealer	60 mph



PALLET TAG PROGRAM LABORATORY REPORT




PROSOCO, INC.


Page 20

PHOTOGRAPHS – Protective Water Repellents

“CC 62” Split-face block after water repellent treatment

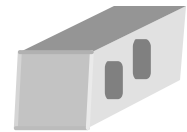


“CC 12” Split face block after water repellency treatment





PALLET TAG PROGRAM LABORATORY REPORT



CONCLUSIONS - Protective Water Repellents

Based upon laboratory evaluations, Sure Klean® Weather Seal Siloxane WB Concentrate diluted with either nine or fourteen parts fresh water and Sure Klean® Custom Masonry Sealer provided effective water repellency to all of the submitted samples. Sure Klean® Custom Masonry Sealer slightly enhanced the appearance on the block types submitted.

RECOMMENDATIONS - PROTECTIVE WATER REPELLENTS

Recommendations for water repellency treatment for each type of CMU submitted by Premier Block Corporation in Eau Claire, WI are provided in the chart below. Recommendations are based on the treatment that proved most effective and can provide water repellency on all types submitted.

Block Type	Water Repellents
"CC 12" Split-face CMU	Sure Klean® Weather Seal Siloxane WB Concentrate (1:9), (1:14) OR Sure Klean® Custom Masonry Sealer
"CC 6" Split-face CMU	
"CC 52" Split-face CMU	
"CC 00" Split-face CMU	
"CC 62" Split-face CMU	
"CC 12" Smooth-face CMU	
"CC 6" Smooth-face CMU	
"CC 52" Smooth-face CMU	
"CC 00" Smooth-face CMU	
"CC 62" Smooth-face CMU	

Apply all products in accordance with the manufacturer's recommendation provided on container labels and product data sheets. On-site testing should be conducted to determine the most appropriate water repellent product and procedures for a particular project. See product literature for additional application and product information.

Michael Meglemre
Technical Analyst

MWM/