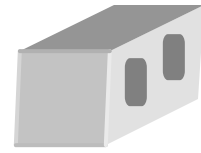




PALLET TAG PROGRAM LABORATORY REPORT



PROSOCO, Inc.

Page 1

TABLE OF CONTENTS

SAMPLES SUBMITTED.....	2
PURPOSE OF TEST	3
PRODUCTS EVALUATED.....	4
SECTION A – CLEANING INTEGRALLY COLORED CMU's	
DESCRIPTION OF PRODUCTS EVALUATED.....	5
TEST METHOD.....	5
TEST RESULTS	6
CONCLUSIONS	7
RECOMMENDATIONS	7
SECTION B – COLOR UNIFORMITY	
DESCRIPTION OF PRODUCTS EVALUATED.....	8
TEST METHOD.....	9
TEST RESULTS	10-11
PHOTOGRAPHS OF CMU COLOR UNIFORMITY TESTING	10
CONCLUSIONS	11
RECOMMENDATIONS	11
SECTION C - PROTECTIVE WATER REPELLENTS	
DESCRIPTION OF PRODUCTS EVALUATED.....	12
TEST METHODS.....	12
TEST RESULTS	13-14
PHOTOGRAPHS OF CMU WATER REPELLENCY	14-15
CONCLUSIONS	15
RECOMMENDATIONS	16
SECTION D – GRAFFITI CONTROL	
DESCRIPTION OF PRODUCTS EVALUATED.....	17
TEST METHOD.....	18
TEST RESULTS	19-20
PHOTOGRAPH OF CMU GRAFFITI TESTING	21
CONCLUSIONS	22
RECOMMENDATIONS	22

ATTACHMENTS

- Technical Services TECH Note RILEM Tube Test Procedures
- Product Data literature for all products evaluated



PALLET TAG PROGRAM LABORATORY REPORT



PROSOCO, Inc.

Page 2

FOR: Denise Hudson
cc: Tim Trent
Al Stickler
Perry Surber
John Bourne
Stephen Dean

SUBJECT: Lima Cement Products
Lima, OH

DATE: October 14, 2002

PROJECT: 00209-10 PTP

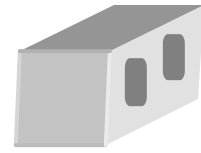
SAMPLES SUBMITTED: Six colors of split-face CMU's all with W.R. Grace Dry Blok.

<u>Block</u>	<u>Color</u>	<u>Size</u>
Split-face CMU	"#102 Grey"	16" x 8" x 2"
Split-face CMU	"#403 Light Buff"	16" x 8" x 2"
Split-face CMU	"#101 Natural" (gray)	16" x 8" x 2"
Split-face CMU	"#210 Red"	16" x 8" x 2"
Split-face CMU	"#215 Light Sierra" (cream)	16" x 8" x 2"
Split-face CMU	"#202 Charcoal"	16" x 8" x 2"

Submitted by: Denise Hudson
Lima Cement Products
Lima, OH



PALLET TAG PROGRAM LABORATORY REPORT



PROSOCO, Inc.

Page 3

PURPOSE OF TESTING:

Six integrally colored split-face concrete blocks, with large, small and fine aggregate were submitted for testing using PROSOCO's new construction cleaning and water repellent products.

A. Cleaning Concrete Masonry Units: Sure Klean[®] Custom Masonry Cleaner was evaluated for removal of laboratory applied mortar.

To simulate new construction soiling, all concrete masonry units (CMU's) are placed on a bench with finished surface facing upward. Hollow cylinders measuring 50 mm in diameter and 75 mm tall are positioned on top of each CMU and filled with a wet mixture of Ash Grove[®] Type S mortar. The wet, mortar-filled cylinder is allowed to remain in contact with the CMU for 10 minutes before removal.

Heavy deposits of mortar are removed with dry scraping after 24 hours. Prepared cleaning solutions are then evaluated for their effectiveness in removing residual Ash Grove[®] Type S mortar staining after 3 days, 7 days, and 14 days of curing.*

B. Color Uniformity Testing* - Sure Klean[®] Custom Masonry Cleaner was evaluated at various dilutions to determine the optimal concentration of cleaner that leaves the external surface looking most like the natural through-body color of the CMU. Color uniformity was evaluated by comparing aggregate exposure and surface pigment alternation/removal of each cleaned surface compared to the natural through-body color of the CMU.

Aggregate Exposure is the visual examination comparing aggregate exposure of the interior, through-body section of CMU to surfaces cleaned with selected product(s) at given dilutions.

Surface Pigment Alteration/Removal* is the visual examination comparing the pigmentation of the interior, through-body section of the CMU to surfaces cleaned with selected product(s) at given dilutions.

The following is the scale used for reporting results of both categories:

0 – Worst match to through-body	3 – Good match to through-body
1 – Poor match to through-body	4 – Best match to through-body
2 – Fair match to through-body	

* NOTE: When cleaning integrally colored CMU.

Integrally colored concrete masonry units (CMU's) frequently have high amounts of pigments concentrated on the surface of the cured concrete unit. Variation of surface pigment concentrations from one CMU to the next creates a blotchy appearance in the completed wall. Allowed to remain on the surface of the CMU, the weakly bound pigment will weather and streak, further detracting from the appearance of the completed CMU wall.

In addition to removing excess mortar and construction related soiling, the goal of any cleaning operation undertaken on integrally colored CMU should include removal of unnaturally high concentrations of surface pigment. By revealing the natural through-body color on the integrally colored unit, the overall color uniformity and weathering resistance of the completed CMU wall is improved.

C. Protective Water Repellents - Sure Klean[®] Custom Masonry Sealer and Sure Klean[®] Weather Seal Siloxane WB Concentrate were evaluated for their ability to provide water repellency to the submitted samples.

D. Graffiti Control – Sure Klean[®] Weather Seal Blok-Guard[®] & Graffiti Control was evaluated for its ability to control graffiti on the submitted samples. Sure Klean[®] Fast Acting Stripper and Defacer Eraser[®] Graffiti Wipe were evaluated for their ability to remove graffiti from the submitted samples.



PALLET TAG PROGRAM LABORATORY REPORT



PROSOCO, Inc.

Page 4

PRODUCTS EVALUATED FOR CLEANING AND COLOR UNIFORMITY

Block Type	Product	Dilution
All Submitted Split-face CMU's	Sure Klean [®] Custom Masonry Cleaner	1:2, 1:4, 1:6

WATER REPELLENT PRODUCTS EVALUATED

Block Type	Product	Dilution
All Submitted Split-face CMU's	Sure Klean [®] Custom Masonry Sealer	Concentrate
	Sure Klean [®] Weather Seal Siloxane WB Concentrate	1:9, 1:14

GRAFFITI CONTROL PRODUCTS EVALUATED

Block Type	Product
All submitted CMU's	Sure Klean [®] Weather Seal Blok-Guard [®] & Graffiti Control

GRAFFITI REMOVAL PRODUCTS EVALUATED

Block Type	Product
All submitted CMU's	Sure Klean [®] Fast Acting Stripper
	Defacer Eraser [®] Graffiti Wipe



PALLET TAG PROGRAM LABORATORY REPORT



PROSOCO, Inc.

Page 5

SECTION A – CLEANING INTEGRALLY COLORED CMU'S

DESCRIPTION OF PRODUCTS EVALUATED

These cleaning trials were conducted to determine the optimal cleaning/cure time combination.

Sure Klean® Custom Masonry Cleaner – A general purpose, concentrated acidic cleaner for most custom masonry and colored concrete. Removes concrete splashes, excess mortar, mud, heavy efflorescence and surface soiling, leaving the masonry clean and uniform with no acid burning or streaking. Liquid concentrate for dilution with 2-6 parts water. Apply by brush or low-pressure spray.

TEST METHOD – Cleaning

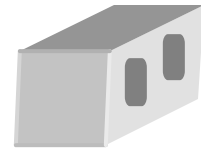
Dilution ratios refer to mixtures of parts concentrated cleaner : parts fresh water. Chemical cleaners were evaluated using the following procedure:

1. Prewet the surface with water.
2. Apply each cleaner at the appropriate dilutions.
3. Allow appropriate dwell time for each cleaner:
 Custom Masonry Cleaner 3 minutes
4. Reapply the products and moderately agitate with a brush.
5. Pressure rinse thoroughly.*
6. Allow the surface to dry for at least 18 hours and visually examine.

* Pressure rinsing was conducted at approximately 1300 psi with a warm water flow rate of 1.9 gallons per minute.



PALLET TAG PROGRAM LABORATORY REPORT



PROSOCO, Inc.

Page 6

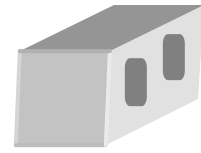
TEST RESULTS - Cleaning

% removal

“Grey” Split-face CMU				
Product	Dilution	3 day	7 day	14 day
Custom Masonry Cleaner	1:2	100%	99%	99%
Custom Masonry Cleaner	1:4	100%	99%	98%
Custom Masonry Cleaner	1:6	100%	99%	98%
“Light Buff” Split-face CMU				
Product	Dilution	3 day	7 day	14 day
Custom Masonry Cleaner	1:2	100%	100%	100%
Custom Masonry Cleaner	1:4	100%	100%	100%
Custom Masonry Cleaner	1:6	100%	100%	100%
“Natural” Split-face CMU				
Product	Dilution	3 day	7 day	14 day
Custom Masonry Cleaner	1:2	100%	100%	100%
Custom Masonry Cleaner	1:4	100%	100%	100%
Custom Masonry Cleaner	1:6	100%	100%	100%
“Red” Split-face CMU				
Product	Dilution	3 day	7 day	14 day
Custom Masonry Cleaner	1:2	100%	98%	99%
Custom Masonry Cleaner	1:4	100%	98%	95%
Custom Masonry Cleaner	1:6	99%	98%	95%
“Light Sierra” Split-face CMU				
Product	Dilution	3 day	7 day	14 day
Custom Masonry Cleaner	1:2	100%	100%	100%
Custom Masonry Cleaner	1:4	100%	100%	99%
Custom Masonry Cleaner	1:6	100%	100%	95%
“Charcoal” Split-face CMU				
Product	Dilution	3 day	7 day	14 day
Custom Masonry Cleaner	1:2	100%	99%	99%
Custom Masonry Cleaner	1:4	100%	99%	99%
Custom Masonry Cleaner	1:6	100%	99%	99%



PALLET TAG PROGRAM LABORATORY REPORT



PROSOCO, Inc.

Page 7

CONCLUSIONS - Cleaning

Based on the test data, all of the submitted block samples were efficiently cleaned with a dilution of the selected PROSOCO Inc.'s cleaning product. Use higher concentrations and surface agitation to maximize aggregate exposure. Use low concentration and surface agitation to minimize aggregate exposure. It should be noted that on the "Grey", "Red", and "Light Sierra" blocks, an excessive amount of mortar was applied and required a higher cleaning dilution to remove the mortar.

All dilutions of Sure Klean[®] Custom Masonry Cleaner tested affected the substrate in a similar manner, removing slight to heavy concentrations of pigmented matrix from the split-face blocks, exposing small and large aggregate, and enhancing the natural appearance of the integrally colored concrete masonry unit.

RECOMMENDED PRODUCTS AND DILUTIONS - CLEANING

Recommendations for cleaning for each type of CMU submitted by Lima Cement Products, Lima, OH are provided in the chart below. Recommendations are based on the optimum dilution for complete removal of mortar.

Block	Color	New Construction Cleaning (Type S mortar, 14 day)
All Submitted Split-face CMU's	"Grey"	Sure Klean [®] Custom Masonry Cleaner (1:2)
	"Light Buff"	Sure Klean [®] Custom Masonry Cleaner (1:6)
	"Natural"	Sure Klean [®] Custom Masonry Cleaner (1:6)
	"Red"	Sure Klean [®] Custom Masonry Cleaner (1:2)
	"Light Sierra"	Sure Klean [®] Custom Masonry Cleaner (1:2)
	"Charcoal"	Sure Klean [®] Custom Masonry Cleaner (1:6)

It should be noted that on the "Grey", "Red", and "Light Sierra" blocks, an excessive amount of mortar was applied and required a higher cleaning dilution to remove the mortar. With an average amount of mortar, Sure Klean[®] Custom Masonry Cleaner diluted with four or six parts water should suffice.

The most appropriate cleaner and dilution should be determined on the specific job-site, and will be dependent primarily on the nature and severity of soiling present at that location.

Apply all products in accordance with the manufacturer's recommendation provided on container labels and product data sheets. On-site testing should be conducted to determine the most appropriate cleaning product and procedures for a particular project. See product literature for additional application and product information.



PALLET TAG PROGRAM LABORATORY REPORT



PROSOCO, Inc.

Page 8

SECTION B – COLOR UNIFORMITY:

DESCRIPTION OF PRODUCTS EVALUATED – Color Uniformity:

Sure Klean® Custom Masonry Cleaner – A general purpose, concentrated acidic cleaner for most custom masonry and colored concrete. Removes concrete splashes, excess mortar, mud, heavy efflorescence and surface soiling, leaving the masonry clean and uniform with no acid burning or streaking. Liquid concentrate for dilution with 2-6 parts water. Apply by brush or low-pressure spray.

TEST METHOD – Color Uniformity Testing:

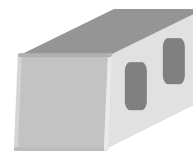
Dilution ratios refer to mixtures of parts concentrated cleaner : parts fresh water. Chemical cleaners were evaluated using the following procedure:

1. Prewet the surface with water.
2. Apply each cleaner at the appropriate dilutions.
3. Allow appropriate dwell time, as specified.
Custom Masonry Cleaner 3 minutes
4. Reapply the products and moderately agitate with a brush.
5. Pressure rinse thoroughly.*
6. Allow the sample to dry for at least 18 hours and visually examine.
7. Break the sample in half and compare the through-body surfaces to the cleaned surfaces for the best match.

* Pressure rinsing was conducted at approximately 1300 psi with a warm water flow rate of 1.9 gallons per minute.



PALLET TAG PROGRAM LABORATORY REPORT



PROSOCO, Inc.

Page 9

TEST RESULTS – Color Uniformity

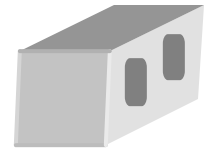
Substrate: Split-face CMU		Pigment Color: "Grey"	
Product	Dilution	Aggregate Exposure	Surface Pigment Alteration/Removal
Custom Masonry Cleaner	1:2	3	4
Custom Masonry Cleaner	1:4	3	4
Custom Masonry Cleaner	1:6	4	4
Substrate: Split-face CMU		Pigment Color: "Light Buff"	
Product	Dilution	Aggregate Exposure	Surface Pigment Alteration/Removal
Custom Masonry Cleaner	1:2	4	4
Custom Masonry Cleaner	1:4	3	4
Custom Masonry Cleaner	1:6	3	4
Substrate: Split-face CMU		Pigment Color: "Natural"	
Product	Dilution	Aggregate Exposure	Surface Pigment Alteration/Removal
Custom Masonry Cleaner	1:2	3	4
Custom Masonry Cleaner	1:4	4	4
Custom Masonry Cleaner	1:6	4	3
Substrate: Split-face CMU		Pigment Color: "Red"	
Product	Dilution	Aggregate Exposure	Surface Pigment Alteration/Removal
Custom Masonry Cleaner	1:2	2	3
Custom Masonry Cleaner	1:4	3	3
Custom Masonry Cleaner	1:6	3	3
Substrate: Split-face CMU		Pigment Color: "Light Sierra"	
Product	Dilution	Aggregate Exposure	Surface Pigment Alteration/Removal
Custom Masonry Cleaner	1:2	2	4
Custom Masonry Cleaner	1:4	3	4
Custom Masonry Cleaner	1:6	4	4
Substrate: Split-face CMU		Pigment Color: "Charcoal"	
Product	Dilution	Aggregate Exposure	Surface Pigment Alteration/Removal
Custom Masonry Cleaner	1:2	2	3
Custom Masonry Cleaner	1:4	3	4
Custom Masonry Cleaner	1:6	4	4

Scale used for reporting results of both categories

- | | |
|--|---------------------------------------|
| 0 – Worst match to through-body | 3 – Good match to through-body |
| 1 – Poor match to through-body | 4 – Best match to through-body |
| 2 – Fair match to through-body | |




PALLET TAG PROGRAM LABORATORY REPORT




PHOTOGRAPHS – Color Uniformity

“Light Buff” Split-face CMU after 14 day cleaning



“Red” Split-face CMU after 14 day cleaning





PALLET TAG PROGRAM LABORATORY REPORT



PROSOCO, Inc.

Page 11

CONCLUSIONS: COLOR UNIFORMITY:

All dilutions of Sure Klean[®] Custom Masonry Cleaner tested affected the substrate in a similar manner. Higher concentrations of cleaner removed moderate to heavy concentrations of pigmented matrix, exposing small and large aggregate. Lower concentrations of cleaner removed slight to moderate concentrations of pigmented matrix, exposing small and large aggregate. All dilutions enhanced the natural appearance of the integrally colored CMU.

RECOMMENDATIONS - COLOR UNIFORMITY

Recommendations for color uniformity for each type of CMU submitted by Lima Cement Products, Lima, OH are provided in the chart below. Recommendations are based on the optimum dilution that provides the best color uniformity.

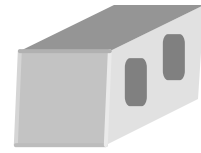
Block	Color	Color Uniformity
All Submitted Split-face CMU's	"Grey"	Sure Klean [®] Custom Masonry Cleaner (1:6)
	"Light Buff"	Sure Klean [®] Custom Masonry Cleaner (1:2)
	"Natural"	Sure Klean [®] Custom Masonry Cleaner (1:6)
	"Red "	Sure Klean [®] Custom Masonry Cleaner (1:2)
	"Light Sierra"	Sure Klean [®] Custom Masonry Cleaner (1:6)
	"Charcoal"	Sure Klean [®] Custom Masonry Cleaner (1:6)

The most appropriate cleaner and dilution should be determined on the specific job-site, and will be dependent primarily on the nature and severity of soiling present at that location.

Apply all products in accordance with the manufacturer's recommendation provided on container labels and product data sheets. On-site testing should be conducted to determine the most appropriate cleaning product and procedures for a particular project. See product literature for additional application and product information.



PALLET TAG PROGRAM LABORATORY REPORT



PROSOCO, Inc.

Page 12

SECTION C - PROTECTIVE WATER REPELLENTS:

The testing described below evaluates the suitability of water repellent treatments.

The surface treatments evaluated were selected for their suitability for application based on the following selection criteria:

1. Weatherproofing properties
2. Color change
3. Ease of application

DESCRIPTIONS OF PRODUCTS EVALUATED - Protective Water Repellents:

Sure Klean® Custom Masonry Sealer - A clear, solvent-based silicone elastomer formulated to weatherproof custom masonry units, cast stone, and concrete block without altering the natural appearance. Custom Masonry Sealer penetrates and fills pores to prevent water penetration through exterior walls exposed to normal weathering as well as long-lasting protection against many types of graffiti.

Sure Klean® Weather Seal Siloxane WB Concentrate – A self-emulsifying water repellent concentrate designed for dilution with fresh water at the job site. This solvent-free blend of silanes and oligomeric alkoxy siloxanes mixes easily with water to produce a penetrating water repellent ideal for application to dense or porous masonry surfaces.

SAMPLE PREPARATION - Protective Water Repellents:

The submitted blocks were scored, allowed to dry, and to reabsorb atmospheric humidity for 24 hours prior to treatment. The treatment method consisted of a wet-on-wet brush application. All treatments were allowed to cure at least 3 days prior to testing.

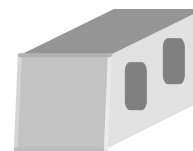
TEST METHODS - Protective Water Repellents:

Water Absorption Tube Test: RILEM II.4, 60 mph, 20 Minutes

The water absorption tube test simulating wind driven rain conditions was performed. This test simulates 60 mile per hour wind driven rain conditions for a period of 20 minutes. See Technical Services TECH Note RILEM Tube Test Procedures.



PALLET TAG PROGRAM LABORATORY REPORT



PROSOCO, Inc.

Page 13

TEST RESULTS - Protective Water Repellents:

Water Absorption Tube Test: RILEM II.4, 60 mph, 20 Minutes

	RESULTS
"Grey"	
Untreated Control	< 40 mph
Custom Masonry Sealer	59 mph
Siloxane WB Concentrate (1:9)	59 mph
Siloxane WB Concentrate (1:14)	59 mph
"Light Buff"	
Untreated Control	50 mph
Custom Masonry Sealer	60 mph
Siloxane WB Concentrate (1:9)	60 mph
Siloxane WB Concentrate (1:14)	58 mph
"Natural"	
Untreated Control	57 mph
Custom Masonry Sealer	58 mph
Siloxane WB Concentrate (1:9)	59 mph
Siloxane WB Concentrate (1:14)	60 mph
"Red"	
Untreated Control	<40 mph
Custom Masonry Sealer	58 mph
Siloxane WB Concentrate (1:9)	59 mph
Siloxane WB Concentrate (1:14)	57 mph
"Light Sierra"	
Untreated Control	< 40 mph
Custom Masonry Sealer	59 mph
Siloxane WB Concentrate (1:9)	58 mph
Siloxane WB Concentrate (1:14)	59 mph



PALLET TAG PROGRAM LABORATORY REPORT



PROSOCO, Inc.

Page 14


TEST RESULTS Continued - Protective Water Repellents:

Water Absorption Tube Test: RILEM II.4, 60 mph, 20 Minutes

"Charcoal"	
Untreated Control	< 40 mph
Custom Masonry Sealer	58 mph
Siloxane WB Concentrate (1:9)	57 mph
Siloxane WB Concentrate (1:14)	58 mph

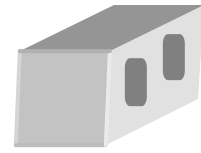
PHOTOGRAPHS – Protective Water Repellents

"Light Buff" Split-face CMU





PALLET TAG PROGRAM LABORATORY REPORT




PROSOCO, Inc.

Page 15

PHOTOGRAPHS – Protective Water Repellents

“Light Sierra” Split-face CMU



CONCLUSIONS - Protective Water Repellents

Based upon laboratory evaluations, Sure Klean[®] Weather Seal Siloxane WB Concentrate in both dilutions and Sure Klean[®] Custom Masonry Sealer provided above average water repellency to all submitted samples. Sure Klean[®] Custom Masonry Sealer slightly enhanced the natural color of the CMU's.



PALLET TAG PROGRAM LABORATORY REPORT



PROSOCO, Inc.

Page 16

RECOMMENDATIONS - PROTECTIVE WATER REPELLENTS

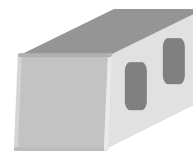
Recommendations for water repellency treatment for each type of CMU submitted by Lima Cement Products, Lima, OH are provided in the chart below. Recommendations are based on the treatment that proved most effective and can provide water repellency on all types submitted.

Block Type	Water Repellents
"Grey"	Sure Klean [®] Weather Seal Siloxane WB Concentrate (1:9), (1:14)
	Sure Klean [®] Custom Masonry Sealer
"Light Buff"	Sure Klean [®] Weather Seal Siloxane WB Concentrate (1:9), (1:14)
	Sure Klean [®] Custom Masonry Sealer
"Natural"	Sure Klean [®] Weather Seal Siloxane WB Concentrate (1:9), (1:14)
	Sure Klean [®] Custom Masonry Sealer
"Red"	Sure Klean [®] Weather Seal Siloxane WB Concentrate (1:9), (1:14)
	Sure Klean [®] Custom Masonry Sealer
"Light Sierra"	Sure Klean [®] Weather Seal Siloxane WB Concentrate (1:9), (1:14)
	Sure Klean [®] Custom Masonry Sealer
"Charcoal"	Sure Klean [®] Weather Seal Siloxane WB Concentrate (1:9), (1:14)
	Sure Klean [®] Custom Masonry Sealer

Apply all products in accordance with the manufacturer's recommendation provided on container labels and product data sheets. On-site testing should be conducted to determine the most appropriate water repellent product and procedures for a particular project. See product literature for additional application and product information.



PALLET TAG PROGRAM LABORATORY REPORT



PROSOCO, Inc.

Page 17

SECTION D – GRAFFITI CONTROL

DESCRIPTION OF PRODUCTS EVALUATED

These trials were conducted to determine the optimal graffiti control treatment.

Graffiti Control Treatments

Sure Klean[®] Weather Seal Blok-Guard[®] & Graffiti Control – A clear, solvent-based silicone elastomer formulated to weatherproof custom masonry units, cast stone, and concrete block with altering the natural appearance. Blok-Guard[®] & Graffiti Control penetrates and fills pores to prevent water penetration through exterior walls exposed to normal weathering as well as long-lasting protection against many types of graffiti.

Products Evaluated for Graffiti Removal

Defacer Eraser[®] Graffiti Wipe – An easy-to-use graffiti remover that does not contain methanol, methylene chloride or other “halogenated” solvents prohibited on many projects. Graffiti Wipe removes a variety of graffiti stains from most smooth masonry, wood and metal surfaces.

Sure Klean[®] Fast Acting Stripper – A thixotropic stripping compound formulated specifically for removal of high strength paints and coatings such as epoxies, polyurethanes, and floor enamels. Additionally, Fast Acting Stripper dissolves most spray paints, marking pens, lacquers and other graffiti.

Graffiti Agents

Interior/Exterior Spray Paint (Red)
Permanent Marker (Green)
Permanent Marker (Red)
Permanent Marker (Black)



PALLET TAG PROGRAM LABORATORY REPORT



PROSOCO, Inc.

Page 18

SAMPLE PREPARATION – Graffiti Control

This evaluation compares the effectiveness in preventing staining of enamel spray paint and permanent markers.

Sections of the concrete samples were treated with one coat of Sure Klean® Weather Seal Blok-Guard & Graffiti Control, in accordance with PROSOCO, Inc.'s Product Guide application recommendations and then allowed to cure for at least fourteen days. At the end of the fourteen-day cure period, a visual adverse effects evaluation was made and then the graffiti agents were applied to the substrates.

Spray paint and markers were applied as graffiti agents to all treated surfaces at least fourteen days following application of Sure Klean® Weather Seal Blok-Guard & Graffiti Control. Removal of the graffiti agents was attempted 24 hours after application of the graffiti agents, using either Defacer Eraser® Graffiti Wipe or Sure Klean® Fast Acting Stripper.

TEST METHOD – Graffiti Control

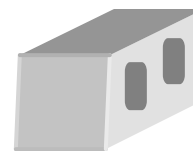
Chemical cleaners were evaluated using the following procedure:

1. Apply the product to a dry surface, soiled with graffiti.
2. Allow appropriate dwell time:
 - Graffiti Wipe 5 minutes
 - Fast Acting Stripper20 minutes
3. Pressure rinse thoroughly until water runs clear. *
4. Allow the surface to dry thoroughly and visually examine to determine effectiveness.

* Pressure rinsing was conducted at approximately 1300 psi with a warm water flow rate of 1.9 gallons per minute.



PALLET TAG PROGRAM LABORATORY REPORT



PROSOCO, Inc.

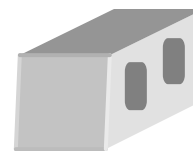
Page 19

TEST RESULTS – Graffiti Control

“Grey”					
Untreated Control	Red Paint	Black Marker	Green Marker	Red Marker	% Avg. Removal
Fast Acting Stripper	65%	35%	30%	40%	43%
Graffiti Wipe	30%	20%	25%	25%	25%
Blok-Guard® & Graffiti Control	Red Paint	Black Marker	Green Marker	Red Marker	% Avg. Removal
Fast Acting Stripper	90%	70%	65%	70%	74%
Graffiti Wipe	90%	70%	60%	60%	70%
“Light Buff”					
Untreated Control	Red Paint	Black Marker	Green Marker	Red Marker	% Avg. Removal
Fast Acting Stripper	60%	30%	30%	30%	38%
Graffiti Wipe	50%	20%	25%	20%	29%
Blok-Guard® & Graffiti Control	Red Paint	Black Marker	Green Marker	Red Marker	% Avg. Removal
Fast Acting Stripper	80%	70%	70%	70%	73%
Graffiti Wipe	70%	65%	70%	65%	68%
“Natural”					
Untreated Control	Red Paint	Black Marker	Green Marker	Red Marker	% Avg. Removal
Fast Acting Stripper	65%	30%	30%	35%	40%
Graffiti Wipe	60%	30%	30%	30%	38%
Blok-Guard® & Graffiti Control	Red Paint	Black Marker	Green Marker	Red Marker	% Avg. Removal
Fast Acting Stripper	85%	65%	60%	70%	70%
Graffiti Wipe	80%	60%	65%	60%	66%



PALLET TAG PROGRAM LABORATORY REPORT



PROSOCO, Inc.

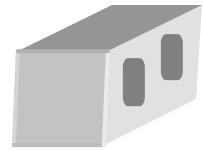
Page 20

TEST RESULTS – Graffiti Control Continued

“Red”					
Untreated Control	Red Paint	Black Marker	Green Marker	Red Marker	% Avg. Removal
Fast Acting Stripper	60%	35%	30%	30%	39%
Graffiti Wipe	60%	30%	30%	30%	38%
Blok-Guard® & Graffiti Control	Red Paint	Black Marker	Green Marker	Red Marker	% Avg. Removal
Fast Acting Stripper	85%	80%	70%	70%	76%
Graffiti Wipe	90%	70%	70%	65%	74%
“Light Sierra”					
Untreated Control	Red Paint	Black Marker	Green Marker	Red Marker	% Avg. Removal
Fast Acting Stripper	55%	25%	20%	25%	31%
Graffiti Wipe	40%	25%	20%	25%	28%
Blok-Guard® & Graffiti Control	Red Paint	Black Marker	Green Marker	Red Marker	% Avg. Removal
Fast Acting Stripper	80%	65%	70%	70%	71%
Graffiti Wipe	85%	65%	65%	65%	70%
“Charcoal”					
Untreated Control	Red Paint	Black Marker	Green Marker	Red Marker	% Avg. Removal
Fast Acting Stripper	60%	35%	35%	40%	43%
Graffiti Wipe	60%	35%	35%	40%	43%
Blok-Guard® & Graffiti Control	Red Paint	Black Marker	Green Marker	Red Marker	% Avg. Removal
Fast Acting Stripper	85%	80%	75%	80%	80%
Graffiti Wipe	90%	80%	75%	80%	81%




PALLET TAG PROGRAM LABORATORY REPORT



PROSOCO, Inc.

Page 21

PHOTOGRAPHS – Graffiti Control





PALLET TAG PROGRAM LABORATORY REPORT



PROSOCO, Inc.

Page 22

CONCLUSIONS – Graffiti Control

Based upon laboratory evaluations, Sure Klean® Fast Acting Stripper was most effective at removing graffiti from the majority of submitted samples. However, on the Charcoal colored sample Defacer Eraser® Graffiti Wipe was the superior product. Graffiti removal was improved dramatically when the submitted samples were treated with Sure Klean® Weather Seal Blok-Guard® & Graffiti Control prior to graffiti application.

RECOMMENDATIONS – GRAFFITI CONTROL

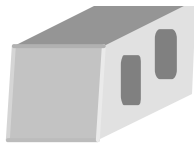
Recommendations for graffiti control treatment for each type of CMU submitted by Lima Cement Products, Lima OH are provided in the chart below. Recommendations are based on the treatment that proved most effective for providing graffiti repellency and the product that was most effective at removing the graffiti on all types submitted.

Block Type	Graffiti Repellents	Graffiti Removers
"Grey"	Sure Klean® Weather Seal Blok-Guard® & Graffiti Control	Sure Klean® Fast Acting Stripper
"Light Buff"	Sure Klean® Weather Seal Blok-Guard® & Graffiti Control	Sure Klean® Fast Acting Stripper
"Natural"	Sure Klean® Weather Seal Blok-Guard® & Graffiti Control	Sure Klean® Fast Acting Stripper
"Red"	Sure Klean® Weather Seal Blok-Guard® & Graffiti Control	Sure Klean® Fast Acting Stripper
"Light Sierra"	Sure Klean® Weather Seal Blok-Guard® & Graffiti Control	Sure Klean® Fast Acting Stripper
"Charcoal"	Sure Klean® Weather Seal Blok-Guard® & Graffiti Control	Defacer Eraser® Graffiti Wipe

Apply all products in accordance with the manufacturer's recommendation provided on container labels and product data sheets. On-site testing should be conducted to determine the most appropriate graffiti control product and procedure for a particular project. See product literature for additional application and product information.

Keith Norem
Research & Development Chemist

KN/



Laboratory Report

Pallet Tag Program Evaluation
REVISED

Lima Cement Products
Lima, OH

Project No. 0209-10 PTP

Prepared For:

**Denise Hudson
Tim Trent**

**Lima Cement Products
980 Shawnee Road
Lima, OH 45805**

Prepared By:



***PROSOCO, Inc.
November 2002***