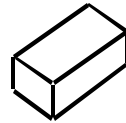




# PALLET TAG PROGRAM LABORATORY REPORT



**PROSOCO, Inc.**

Page 1

## TABLE OF CONTENTS

SAMPLES SUBMITTED .....	2
PURPOSE OF TEST .....	3
PRODUCTS EVALUATED.....	4

### SECTION A – NEW CONSTRUCTION CLEANING

DESCRIPTION OF PRODUCTS EVALUATED.....	5
TEST METHOD .....	5
TEST RESULTS .....	6
CONCLUSIONS.....	6
RECOMMENDATIONS.....	7
PHOTOGRAPHS.....	8-9

### SECTION B – LIMITING SURFACE ALTERATIONS

DESCRIPTION OF PRODUCTS EVALUATED.....	10
TEST METHOD .....	10
TEST RESULTS .....	11
CONCLUSIONS.....	11
RECOMMENDATIONS.....	12

### SECTION C - PROTECTIVE WATER REPELLENTS

DESCRIPTION OF PRODUCTS EVALUATED.....	13
TEST METHODS .....	14
TEST RESULTS .....	14
CONCLUSIONS.....	14
RECOMMENDATIONS.....	15

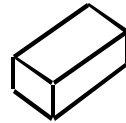
### ATTACHMENTS

Technical Services TECH Note RILEM Test Method No. II.4

Product Data literature for all products evaluated



# PALLET TAG PROGRAM LABORATORY REPORT



**PROSOCO, Inc.**

Page 2

**FOR:** Wayne Kirby

**cc:** James Buchanan  
Rob Poitevent  
James Holt  
Paul Tessier  
Steve Dean

**SUBJECT:** Boral Brick - Phenix City Plant  
Phenix City, AL

**DATE:** September 19, 2002

**PROJECT:** 0207-11 PTP

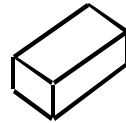
**SAMPLES SUBMITTED:** (2) types of clay brick

Sample/Color	Color of Finish/Type of Finish	Size
(5) "Old Dominion"/Maroon	Maroon/"wood mold"	7 ½" x 3" x 3"
(6) "Victoria"/Maroon	White/"wood mold"	7 ½" x 2 ½" x 3 ½"

Submitted by: Wayne Kirby  
Boral Brick



# PALLET TAG PROGRAM LABORATORY REPORT



PROSOCO, Inc.

Page 3

## PURPOSE OF TESTING:

Two different types of clay bricks were submitted to PROSOCO, Inc.'s Testing Laboratory with a request to determine if application of the products evaluated will produce any surface alteration during new construction cleaning operations. Additionally, the effectiveness of water repellents suitable for clay brick masonry will be evaluated.

**A. New Construction Cleaning** – Sure Klean<sup>®</sup> Vana Trol<sup>®</sup> was evaluated for removal of laboratory applied mortar.

To simulate new construction soiling, all bricks were placed on a bench with finished surface facing upward. Hollow cylinders measuring 50 mm in diameter and 75 mm tall were positioned on top of each brick and filled with a wet mixture of Ash Grove<sup>®</sup> Type N cementitious mortar. The wet mortar-filled cylinder was allowed to remain in contact with the brick for 10 minutes before removal.

Soiled bricks were allowed to dry before test cleaning.

Heavy deposits of mortar were removed with dry scraping after 24 hours. Prepared cleaning solutions were then evaluated for their effectiveness in removing residual Ash Grove<sup>®</sup> Type N mortar after 7, 14 and 21 days of curing.

**B. Limiting Surface Alterations** – Sure Klean<sup>®</sup> Vana Trol<sup>®</sup> was tested at various dilutions to determine if a cleaning program implemented to remove excess mortar and related new construction soiling would otherwise alter the appearance of cleaned surfaces. Surface Alteration was evaluated visually based upon perceived discoloration or erosion/etching of the masonry unit.

Surface Finish Removal is the visual examination of the brick comparing the surface finish of the untreated control surface to the surface finish cleaned with selected product(s) at given dilutions.

Substrate Deterioration is the visual examination of the brick comparing the surface of the untreated control to surfaces cleaned with selected product(s) at given dilutions looking for any potential erosion/digestion of the brick.

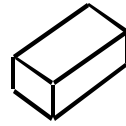
Color Change is the visual examination comparing the color of the untreated control surface to color of surfaces cleaned with selected products at given dilutions.

Staining is the visual examination for changes that are the result of a chemical reaction that leaves a staining precipitate.

**C. Water Repellent Evaluation** - Sure Klean<sup>®</sup> Weather Seal Siloxane WB Concentrate, Sure Klean<sup>®</sup> Weather Seal Siloxane PD, and Sure Klean<sup>®</sup> Weather Seal Blok-Guard<sup>®</sup> & Graffiti Control were evaluated on the submitted samples for their ability to provide water repellency.



# PALLET TAG PROGRAM LABORATORY REPORT



PROSOCO, Inc.

Page 4

## PRODUCTS EVALUATED FOR CLEANING AND LIMITING SURFACE ALTERATIONS

SAMPLE	TREATMENT	DILUTION
All submitted clay bricks	Sure Klean <sup>®</sup> Vana Trol <sup>®</sup>	1:6, 1:8

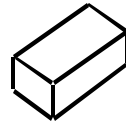
## WATER REPELLENT PRODUCTS EVALUATED

SAMPLE	TREATMENT	DILUTION
All submitted clay bricks	Sure Klean <sup>®</sup> Weather Seal Siloxane WB Concentrate	1:9, 1:14
	Sure Klean <sup>®</sup> Weather Seal Blok-Guard & Graffiti Control	Concentrate
	Sure Klean <sup>®</sup> Weather Seal Siloxane PD	Concentrate

Dilution ratios refer to mixtures of concentrated product : fresh water.



# PALLET TAG PROGRAM LABORATORY REPORT



PROSOCO, Inc.

Page 5

## SECTION A – NEW CONSTRUCTION CLEANING

### **DESCRIPTION OF PRODUCTS EVALUATED – New Construction Cleaning**

These cleaning trials were conducted to determine the optimal cleaning/cure time combination to most efficiently remove Ash Grove® Type N mortar from the submitted fired clay bricks.

Ash Grove® Type N cementitious mortar was prepared in compliance with the manufacturers instructions, applied to the brick surface and allowed to cure for 7, 14 and 21 days. Mortar removal was accomplished using chemical assistance and a high-pressure water rinse with pressure rinsing equipment. The removal of Ash Grove® Type N cementitious masonry cement mortar was visually evaluated after 7, 14 and 21 days of curing.

**Sure Klean® Vana Trol®** - A concentrated acidic cleaner for new masonry surfaces that are subject to vanadium, manganese and other metallic stains. Use on: gray, brown, white, and most light-colored brick; natural stone; cast stone. Dissolves mortar smears and construction dirt quickly, leaving the masonry clean and uniform with no acid burning or streaking. Liquid concentrate for dilution with 4-25 parts water. Apply by brush or low-pressure spray.

### **TEST METHOD – New Construction Cleaning**

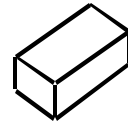
Dilution ratios refer to mixtures of concentrated cleaner : fresh water. Chemical cleaners were evaluated using the following procedure:

1. Prewet the surface with water.
2. Apply the cleaner.
3. Allow the appropriate dwell time, as specified.  
     Vana Trol® ..... 5 minutes
4. Pressure rinse thoroughly. \*

\* Pressure rinsing was conducted at approximately 1300 psi with a warm water flow rate of 1.9 gallons per minute.



# PALLET TAG PROGRAM LABORATORY REPORT



PROSOCO, Inc.

Page 6

## Test Results - New Construction Cleaning

### % Removal

#### “Old Dominion”

Product	Dilution	7 day	14 day	21 day
Sure Klean® Vana Trol®	1:6	100%	100%	100%
	1:8	100%	100%	100%

#### “Victoria”

Product	Dilution	7 day	14 day	21 day
Sure Klean® Vana Trol®	1:6	100%	100%	100%
	1:8	100%	100%	100%

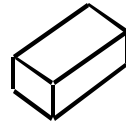
## CONCLUSIONS – New Construction Cleaning

Based on the test results, Sure Klean® Vana Trol® in all dilutions tested performed extremely well in removing excess mortar smears on the submitted clay bricks. Sure Klean® Vana Trol® performed well in removing the mortar soils even after allowing the mortar to remain on the surface of the brick for 21 days under ideal curing conditions.

It is also recommended that the selected cleaner always be used in the lowest possible concentration, typically a 1:8 dilution of cleaner to fresh water. They should be rinsed with the lowest pressure of water as practical, at least 400 psi, to minimize removal of the decorative finish. Excessive pressure and water volume may combine to damage or remove decorative finishes. To facilitate easier removal of excess mortar and construction dirt while minimizing any potential surface alterations to the decorative finish, clean within 7 days of construction.



# PALLET TAG PROGRAM LABORATORY REPORT



PROSOCO, Inc.

Page 7

---

## RECOMMENDED PRODUCTS AND DILUTIONS – NEW CONSTRUCTION CLEANING

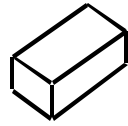
Recommendations for cleaning for each type of clay bricks submitted by Boral Brick - Phenix City Plant, Phenix City, AL are provided in the chart below. Recommendations are based on the optimum dilution for complete removal of mortar while limiting surface alterations.

Brick Type	Color of Finish/Type of Finish	New Construction Cleaning (Type N, 21 Days)
"Old Dominion"	Maroon/"wood mold"	Sure Klean <sup>®</sup> Vana Trol <sup>®</sup> 1:8
"Victoria"	White/"wood mold"	Sure Klean <sup>®</sup> Vana Trol <sup>®</sup> 1:8

Excessive pressure and water volume may combine to damage or remove decorative finishes. To facilitate easier removal of excess mortar and construction dirt while minimizing any potential surface alterations to the decorative finish, clean within 7 days of construction.


Apply all products in accordance with the manufacturer's recommendation provided on container labels and product data sheets. On-site testing should always be conducted to determine the most appropriate cleaning product and procedures for a particular project.

See product literature for additional application and product information.




**PHOTOGRAPHS - Cleaning**

**“Old Dominion” after 7 day cleaning**



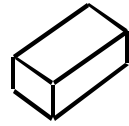
**“Old Dominion” after 14 day cleaning**







# PALLET TAG PROGRAM LABORATORY REPORT



PROSOCO, Inc.


Page 9

---

---

## PHOTOGRAPHS – Cleaning (cont.)

“Old Dominion” after 21 day cleaning

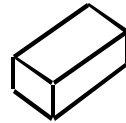


“Old Dominion” brick as submitted





# PALLET TAG PROGRAM LABORATORY REPORT



**PROSOCO, Inc.**

Page 10

## **SECTION B – LIMITING SURFACE ALTERATIONS**

### **DESCRIPTION OF PRODUCTS EVALUATED – Limiting Surface Alterations**

**Sure Klean® Vana Trol®** - A concentrated acidic cleaner for new masonry surfaces that are subject to vanadium, manganese and other metallic stains. Designed for use on gray, brown, white and most light-colored brick, natural stone and cast stone. Dissolves mortar smears and construction dirt quickly, leaving the masonry clean and uniform with no acid burning or streaking. Liquid concentrate for dilution with 410 parts water. Apply by brush or low-pressure spray.

### **TEST METHOD – Limiting Surface Alterations:**

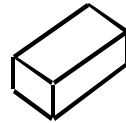
Dilution ratios refer to mixtures of concentrated cleaner : fresh water. Chemical cleaners were evaluated using the following procedure

1. Prewet the surface with water.
2. Apply the cleaner.
3. Allow the appropriate dwell time, as specified.  
     Vana Trol® ..... 5 minutes
4. Pressure rinse thoroughly. \*

\* Pressure rinsing was conducted at approximately 1300 psi with a warm water flow rate of 1.9 gallons per minute.



# PALLET TAG PROGRAM LABORATORY REPORT



**PROSOCO, Inc.**

Page 11

## TEST RESULTS – Limiting Surface Alterations

Substrate: Clay brick		Pigment Color: "Old Dominion"			
Product	Dilution	Surface Finish Removal	Substrate Deterioration	Color Change	Staining
Sure Klean® Vana Trol®	1:6	0	0	0	0
Sure Klean® Vana Trol®	1:8	0	0	0	0

Substrate: Clay brick		Pigment Color: "Victoria"			
Product	Dilution	Surface Finish Removal	Substrate Deterioration	Color Change	Staining
Sure Klean® Vana Trol®	1:6	0	0	0	0
Sure Klean® Vana Trol®	1:8	0	0	0	0

**Scale used for reporting results of all categories**

- |                       |                        |
|-----------------------|------------------------|
| 0 – No change         | 3 – change – heavy     |
| 1 – change – slight   | 4 – change - excessive |
| 2 – change – moderate |                        |

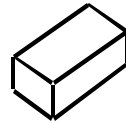
## CONCLUSIONS – Limiting Surface Alterations

Test results indicate that Sure Klean® Vana Trol® did not cause any surface alterations on the submitted clay brick. It should be noted that "Old Dominion" brick had an uneven surface finish therefore, we did not note that there were any unusual surface alterations to that brick. See photograph of brick as submitted on page 9.

It is recommended that the selected cleaner always be used in the lowest possible concentration, typically a 1:8 dilution of cleaner to fresh water. Vana Trol® should be rinsed with the lowest pressure of water as practical, such as garden hose strength, to minimize removal of the decorative finish. Excessive pressure and water volume may combine to damage or remove decorative finishes. To facilitate easier removal of excess mortar and construction dirt while minimizing any potential surface alterations to the decorative finish, clean within 7 days of construction.



# PALLET TAG PROGRAM LABORATORY REPORT



PROSOCO, Inc.

Page 12

---

## RECOMMENDED PRODUCTS AND DILUTIONS – Limiting Surface Alterations

Product recommendations for limiting surface alterations for each type of clay brick submitted by Boral Brick - Phenix City Plant, Phenix City, AL are provided in the chart below. Recommendations are based on the optimum dilution for complete removal of mortar while limiting surface alterations.

Brick Type	Color/Finish	Limiting Surface Alterations
“Old Dominion”	Maroon/“wood mold”	Sure Klean <sup>®</sup> VanaTrol <sup>®</sup> 1:8
“Victoria”	White/“wood mold”	Sure Klean <sup>®</sup> VanaTrol <sup>®</sup> 1:8

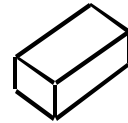
Excessive pressure and water volume may combine to damage or remove decorative finishes. To facilitate easier removal of excess mortar and construction dirt while minimizing any potential surface alterations to the decorative finish, clean within 7 days of construction.

Apply all products in accordance with the manufacturer’s recommendation provided on container labels and product data sheets. On-site testing should always be conducted to determine the most appropriate cleaning product and procedures for a particular project.

See product literature for additional application and product information.



# PALLET TAG PROGRAM LABORATORY REPORT



PROSOCO, Inc.

Page 13

## SECTION C - PROTECTIVE WATER REPELLENTS:

The testing described below evaluates the suitability of water repellent treatments.

The surface treatments evaluated were selected for their suitability for application based on the following selection criteria:

1. Weatherproofing properties
2. Color change
3. Ease of application

## **DESCRIPTIONS OF PRODUCTS EVALUATED - Protective Water Repellents:**

**Sure Klean® Weather Seal Siloxane WB Concentrate** - A self-emulsifying water repellent concentrate designed for dilution with fresh water at the job site. This solvent-free blend of silanes and oligomeric alkoxy siloxanes mixes easily with water to produce a penetrating water repellent which is ideal for application to either dense or porous masonry surfaces.

**Sure Klean® Weather Seal Siloxane PD** – A ready-to-use, water-based silane/siloxane water repellent for concrete, GFRC, and most masonry and stucco surfaces. Siloxane PD penetrates more deeply than conventional water repellents. It helps masonry resist cracking, spalling, staining, and other damage related to water intrusion. Low odor and alkaline stable, Siloxane PD is ideal for field and in-plant application.

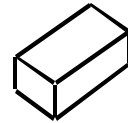
**Sure Klean® Blok-Guard® & Graffiti Control** – A clear, solvent-based silicone elastomer formulated to weatherproof custom masonry units, cast stone, and concrete block without altering the natural appearance. Blok-Guard® & Graffiti Control penetrates and fills pores to prevent water penetration through exterior walls exposed to normal weathering as well as long-lasting protection against many types of graffiti.

## **SAMPLE PREPARATION - Protective Water Repellents:**

The submitted brick were cut, oven dried and allowed to reabsorb atmospheric humidity for 24 hours prior to treatment. The treatment method consisted of two 10-second immersions with a 20-second absorption period between immersions to simulate a wet-on-wet application. All treatments were allowed to cure for at least 14 days prior to testing.



# PALLET TAG PROGRAM LABORATORY REPORT



**PROSOCO, Inc.**

Page 14

**TEST METHODS - Protective Water Repellents:**

**Water Absorption Tube Test: RILEM II.4, 5.0 milliliters, 20 minutes**

The water absorption tube test simulating wind driven and wind blown rain conditions was also performed. Tests were run with 5.0-milliliter head pressures. Filled to 5 milliliters, a water absorption tube produces a 98 mph dynamic wind pressure. See RILEM II.4 Tech Note for additional information.

The ranking system used to evaluate the effectiveness of the products applied to each submitted sample is as follows:

**AA** = "Above Average" correlates to less than or equal to 20% of the maximum untreated absorption.

**A** = "Average" correlates to less than or equal to 50% of the maximum untreated absorption.

**BA** = "Below Average" correlates to greater than 50% of the maximum untreated absorption.

EXAMPLE: If RILEM tubes applied to an untreated sample result in loss of 5 ml of water or more, then:

A rating of **AA** *Above Average* water repellent performance would require loss of no more than 5 ml X 20% = 1 ml.

A rating of **A** *Average* water repellent performance would require loss of no more than 5 ml X 50% = 2.5ml.

A rating of **BA** *Below Average* water repellent performance would be reported for treatments which result in a loss of more than 50% X 5ml = 2.5ml+.

**TEST RESULTS – Protective Water Repellents**

**Water Absorption Tube Test: RILEM II.4, 5.0 milliliters, 20 minutes**

AA = Above Average

A = Average

BA = Below Average

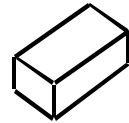
"Old Dominion"	Results	Ranking
Untreated Control	5.0	--
Blok-Guard®	0.0	<b>AA</b>
Siloxane PD	0.5	<b>AA</b>
Siloxane WB (1:9)	0.0	<b>AA</b>
Siloxane WB (1:14)	0.0	<b>AA</b>
"Victoria"	Results	Ranking
Untreated Control	5.0	--
Blok-Guard®	0.0	<b>AA</b>
Siloxane PD	0.3	<b>AA</b>
Siloxane WB (1:9)	0.0	<b>AA</b>
Siloxane WB (1:14)	0.0	<b>AA</b>

**CONCLUSIONS - Protective Water Repellents:**

Test results indicate that Sure Klean® Blok-Guard® & Graffiti Control, Sure Klean® Weather Seal Siloxane PD, and Sure Klean® Weather Seal Siloxane WB Concentrate diluted with nine or fourteen parts fresh water exhibited above average water repellency on all submitted clay bricks.



# PALLET TAG PROGRAM LABORATORY REPORT



PROSOCO, Inc.

Page 15

## RECOMMENDATIONS - Protective Water Repellents:

Recommendations for water repellent treatments for each type of clay bricks submitted by Boral Brick - Phenix City Plant, Phenix City, AL are provided in the chart below. Recommendations are based on the treatments that proved most effective by results and can provide water repellency on all types submitted if possible.

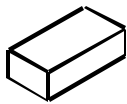
Brick Type	Water Repellent
"Old Dominion"	Sure Klean® Weather Seal Siloxane WB Concentrate (1:9) or (1:14) Sure Klean® Weather Seal Blok-Guard® & Graffiti Control Sure Klean® Weather Seal Siloxane PD
"Victoria"	Sure Klean® Weather Seal Siloxane WB Concentrate (1:9) or (1:14) Sure Klean® Weather Seal Blok-Guard® & Graffiti Control Sure Klean® Weather Seal Siloxane PD

It must be pointed out that in any installation, the brick are a single component of the masonry facade. The ability of a water repellent treatment to prevent the ingress of water is affected by a variety of other factors. Therefore, on-site testing should be carried out for all installations with the recommended systems to ensure job site workmanship yields equivalent results.

Apply all products in accordance with the manufacturer's recommendation provided on container labels and product data sheets. On-site testing should be conducted to determine the most appropriate water repellent product and procedures for a particular project. See product literature for additional application and product information.

Courtney A. Williams  
Technical Analyst

CAW/



---

***Laboratory Report***

**Pallet Tag Program Evaluation**

**Boral Brick  
Phenix City Plant  
Phenix City, AL**

***Project No. 0207-11 PTP***

***Prepared For:***

**Wayne Kirby  
Director of Product Management  
Boral Brick  
200 Mansell Court East  
Suite 305  
Roswell, GA 30076**

***Prepared By:***



***PROSOCO, Inc.  
September 2002***