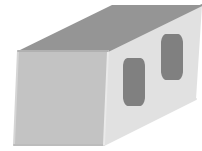




# PALLET TAG PROGRAM LABORATORY REPORT



**PROSOCO, Inc.**

Page 1

## TABLE OF CONTENTS

SAMPLES SUBMITTED..... 2  
 PURPOSE OF TEST ..... 3  
 PRODUCTS EVALUATED..... 4

### SECTION A – CLEANING INTEGRALLY COLORED CMU's

DESCRIPTION OF PRODUCTS EVALUATED..... 5  
 TEST METHOD..... 5  
 TEST RESULTS .....6-7  
 CONCLUSIONS ..... 8  
 RECOMMENDATIONS ..... 8

### SECTION B – COLOR UNIFORMITY

DESCRIPTION OF PRODUCTS EVALUATED..... 9  
 TEST METHOD..... 9  
 TEST RESULTS ..... 10-12  
 PHOTOGRAPHS OF CMU COLOR UNIFORMITY TESTING .....13  
 CONCLUSIONS .....14  
 RECOMMENDATIONS .....14

### SECTION C - PROTECTIVE WATER REPELLENTS

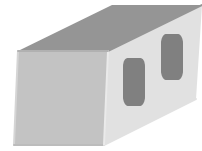
DESCRIPTION OF PRODUCTS EVALUATED.....15  
 TEST METHODS.....15  
 TEST RESULTS .....16-18  
 PHOTOGRAPHS OF CMU WATER REPELLENCY ..... 18-19  
 CONCLUSIONS .....19  
 RECOMMENDATIONS .....20

## ATTACHMENTS

- Technical Services TECH Note RILEM Tube Test Procedures
- Product Data literature for all products evaluated



# PALLET TAG PROGRAM LABORATORY REPORT



PROSOCO, Inc.

Page 2

**FOR:** John E. Thames  
**cc:** James Holt  
Stephen Dean  
Paul Tessier

**SUBJECT:** Harris Concrete Products  
Montgomery, AL

**DATE:** September 9, 2003

**PROJECT:** 0204-22 PTP

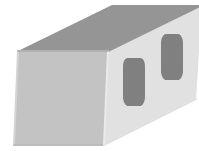
**SAMPLES SUBMITTED:** Twelve colors of split-face CMU sample panels in various colors.

<u>Block</u>	<u>Color</u>	<u>Size</u>
Split-face CMU	"Mesa Buff"	7½" x 2¾" x 1"
Split-face CMU	"Sandstone"	7½" x 2¾" x 1"
Split-face CMU	"Cocoa"	7½" x 2¾" x 1"
Split-face CMU	"Bark-Taupe "	7½" x 2¾" x 1"
Split-face CMU	"Rustic Brown"	7½" x 2¾" x 1"
Split-face CMU	"Winestone- Maroon"	7½" x 2¾" x 1"
Split-face CMU	"Red Cliff"	7½" x 2¾" x 1"
Split-face CMU	"Whitestone"	7½" x 2¾" x 1"
Split-face CMU	"Ensley Buff"	7½" x 2¾" x 1"
Split-face CMU	"Gray"	7½" x 2¾" x 1"
Split-face CMU	"Onyx"	7½" x 2¾" x 1"
Split-face CMU	"Canyon"	7½" x 2¾" x 1"

Submitted by: John E. Thames



# PALLET TAG PROGRAM LABORATORY REPORT



PROSOCO, Inc.

Page 3

## PURPOSE OF TESTING:

Twelve integrally colored split-face concrete blocks sample panels, with large, small and fine aggregate were submitted for testing using PROSOCO's new construction cleaning and water repellent products.

**A. Cleaning Concrete Masonry Units:** Sure Klean<sup>®</sup> Custom Masonry Cleaner was evaluated for removal of laboratory applied mortar.

To simulate new construction soiling, all concrete masonry units (CMU's) are placed on a bench with finished surface facing upward. Hollow cylinders measuring 50 mm in diameter and 75 mm tall are positioned on top of each CMU and filled with a wet mixture of Ash Grove<sup>®</sup> Type N mortar. The wet, mortar-filled cylinder is allowed to remain in contact with the CMU for 10 minutes before removal.

Heavy deposits of mortar are removed with dry scraping after 24 hours. Prepared cleaning solutions are then evaluated for their effectiveness in removing residual Ash Grove<sup>®</sup> Type N mortar staining after 7 days, 14 days, and 21 days of curing.\*

**B. Color Uniformity Testing\*** - Sure Klean<sup>®</sup> Custom Masonry Cleaner was evaluated at various dilutions to determine the optimal concentration of cleaner that leaves the external surface looking most like the natural through-body color of the CMU. Color uniformity was evaluated by comparing aggregate exposure and surface pigment alternation/removal of each cleaned surface compared to the natural through-body color of the CMU.

Aggregate Exposure is the visual examination comparing aggregate exposure of the interior, through-body section of CMU to surfaces cleaned with selected product(s) at given dilutions.

Surface Pigment Alteration/Removal\* is the visual examination comparing the pigmentation of the interior, through-body section of the CMU to surfaces cleaned with selected product(s) at given dilutions.

The following is the scale used for reporting results of both categories:

0 – <b>Worst</b> match to through-body	3 – <b>Good</b> match to through-body
1 – <b>Poor</b> match to through-body	4 – <b>Best</b> match to through-body
2 – <b>Fair</b> match to through-body	

### \* NOTE: When cleaning integrally colored CMU.

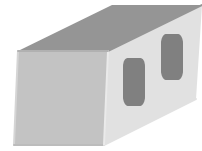
Integrally colored concrete masonry units (CMU's) frequently have high amounts of pigments concentrated on the surface of the cured concrete unit. Variation of surface pigment concentrations from one CMU to the next creates a blotchy appearance in the completed wall. Allowed to remain on the surface of the CMU, the weakly bound pigment will weather and streak, further detracting from the appearance of the completed CMU wall.

In addition to removing excess mortar and construction related soiling, the goal of any cleaning operation undertaken on integrally colored CMU should include removal of unnaturally high concentrations of surface pigment. By revealing the natural through-body color on the integrally colored unit, the overall color uniformity and weathering resistance of the completed CMU wall is improved.

**C. Protective Water Repellents** - Sure Klean<sup>®</sup> Custom Masonry Sealer and Sure Klean<sup>®</sup> Weather Seal Siloxane WB Concentrate were evaluated for their ability to provide water repellency to the submitted samples.



# PALLET TAG PROGRAM LABORATORY REPORT



PROSOCO, Inc.

Page 4

## PRODUCTS EVALUATED FOR CLEANING AND COLOR UNIFORMITY

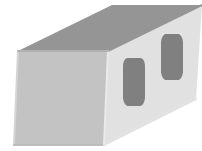
Block Type	Product	Dilution
All Submitted Split-face CMU sample panels	Sure Klean <sup>®</sup> Custom Masonry Cleaner	1:2, 1:4, 1:6

## WATER REPELLENT PRODUCTS EVALUATED

Block Type	Product	Dilution
All Submitted Split-face CMU sample panels	Sure Klean <sup>®</sup> Custom Masonry Sealer	Concentrate
	Sure Klean <sup>®</sup> Weather Seal Siloxane WB Concentrate	1:9, 1:14



# PALLET TAG PROGRAM LABORATORY REPORT



PROSOCO, Inc.

Page 5

## SECTION A – CLEANING INTEGRALLY COLORED CMU' s

### DESCRIPTION OF PRODUCTS EVALUATED

These cleaning trials were conducted to determine the optimal cleaning/cure time combination.

**Sure Klean® Custom Masonry Cleaner** – A general purpose, concentrated acidic cleaner for most custom masonry and colored concrete. Removes concrete splashes, excess mortar, mud, heavy efflorescence and surface soiling, leaving the masonry clean and uniform with no acid burning or streaking. Liquid concentrate for dilution with 2-6 parts water. Apply by brush or low-pressure spray.

### TEST METHOD – Cleaning

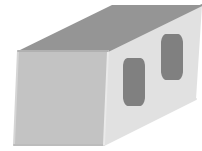
Dilution ratios refer to mixtures of parts concentrated cleaner : parts fresh water. Chemical cleaners were evaluated using the following procedure:

1. Prewet the surface with water.
2. Apply each cleaner at the appropriate dilutions.
3. Allow appropriate dwell time for each cleaner:  
     Custom Masonry Cleaner ..... 3 minutes
4. Reapply the products and moderately agitate with a brush.
5. Pressure rinse thoroughly.\*
6. Allow the surface to dry for at least 18 hours and visually examine.

\* Pressure rinsing was conducted at approximately 1300 psi with a warm water flow rate of 1.9 gallons per minute.



# PALLET TAG PROGRAM LABORATORY REPORT



**PROSOCO, Inc.**

Page 6

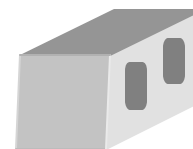
**TEST RESULTS - Cleaning**

% removal

<b>“Mesa Buff”</b>				
<b>Product</b>	<b>Dilution</b>	<b>7 day</b>	<b>14 day</b>	<b>21 day</b>
Custom Masonry Cleaner	1:2	100%	100%	100%
Custom Masonry Cleaner	1:4	100%	100%	100%
Custom Masonry Cleaner	1:6	100%	100%	100%
<b>“Sandstone”</b>				
<b>Product</b>	<b>Dilution</b>	<b>7 day</b>	<b>14 day</b>	<b>21 day</b>
Custom Masonry Cleaner	1:2	100%	100%	100%
Custom Masonry Cleaner	1:4	100%	100%	100%
Custom Masonry Cleaner	1:6	100%	100%	100%
<b>“Cocoa”</b>				
<b>Product</b>	<b>Dilution</b>	<b>7 day</b>	<b>14 day</b>	<b>21 day</b>
Custom Masonry Cleaner	1:2	100%	100%	100%
Custom Masonry Cleaner	1:4	100%	100%	100%
Custom Masonry Cleaner	1:6	100%	100%	100%
<b>“Bark-Taupe”</b>				
<b>Product</b>	<b>Dilution</b>	<b>7 day</b>	<b>14 day</b>	<b>21 day</b>
Custom Masonry Cleaner	1:2	100%	100%	100%
Custom Masonry Cleaner	1:4	100%	100%	100%
Custom Masonry Cleaner	1:6	100%	100%	100%
<b>“Rustic Brown”</b>				
<b>Product</b>	<b>Dilution</b>	<b>7 day</b>	<b>14 day</b>	<b>21 day</b>
Custom Masonry Cleaner	1:2	100%	100%	100%
Custom Masonry Cleaner	1:4	100%	100%	100%
Custom Masonry Cleaner	1:6	100%	100%	100%
<b>“Winestone-Maroon”</b>				
<b>Product</b>	<b>Dilution</b>	<b>7 day</b>	<b>14 day</b>	<b>21 day</b>
Custom Masonry Cleaner	1:2	100%	100%	100%
Custom Masonry Cleaner	1:4	100%	100%	100%
Custom Masonry Cleaner	1:6	100%	100%	100%



# PALLET TAG PROGRAM LABORATORY REPORT



**PROSOCO, Inc.**

Page 7

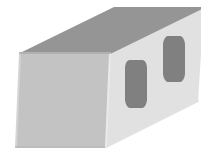
**TEST RESULTS - Cleaning Continued**

% removal

<b>“Red Cliff”</b>				
<b>Product</b>	<b>Dilution</b>	<b>7 day</b>	<b>14 day</b>	<b>21 day</b>
Custom Masonry Cleaner	1:2	100%	100%	100%
Custom Masonry Cleaner	1:4	100%	100%	100%
Custom Masonry Cleaner	1:6	100%	100%	100%
<b>“Whitestone”</b>				
<b>Product</b>	<b>Dilution</b>	<b>7 day</b>	<b>14 day</b>	<b>21 day</b>
Custom Masonry Cleaner	1:2	100%	100%	100%
Custom Masonry Cleaner	1:4	100%	100%	100%
Custom Masonry Cleaner	1:6	100%	100%	100%
<b>“Ensley Buff”</b>				
<b>Product</b>	<b>Dilution</b>	<b>7 day</b>	<b>14 day</b>	<b>21 day</b>
Custom Masonry Cleaner	1:2	100%	100%	100%
Custom Masonry Cleaner	1:4	100%	100%	100%
Custom Masonry Cleaner	1:6	100%	100%	100%
<b>“Gray”</b>				
<b>Product</b>	<b>Dilution</b>	<b>7 day</b>	<b>14 day</b>	<b>21 day</b>
Custom Masonry Cleaner	1:2	100%	100%	100%
Custom Masonry Cleaner	1:4	100%	100%	100%
Custom Masonry Cleaner	1:6	100%	100%	100%
<b>“Onyx”</b>				
<b>Product</b>	<b>Dilution</b>	<b>7 day</b>	<b>14 day</b>	<b>21 day</b>
Custom Masonry Cleaner	1:2	100%	100%	100%
Custom Masonry Cleaner	1:4	100%	100%	100%
Custom Masonry Cleaner	1:6	100%	100%	100%
<b>“Canyon”</b>				
<b>Product</b>	<b>Dilution</b>	<b>7 day</b>	<b>14 day</b>	<b>21 day</b>
Custom Masonry Cleaner	1:2	100%	100%	100%
Custom Masonry Cleaner	1:4	100%	100%	100%
Custom Masonry Cleaner	1:6	100%	100%	100%



# PALLET TAG PROGRAM LABORATORY REPORT



**PROSOCO, Inc.**

Page 8

## CONCLUSIONS - Cleaning

Based on the test data, all of the submitted block samples were efficiently cleaned with each dilution of the selected PROSOCO Inc.'s cleaning products. Use higher concentrations and surface agitation to maximize aggregate exposure. Use low concentration and surface agitation to minimize aggregate exposure.

All dilutions of Sure Klean<sup>®</sup> Custom Masonry Cleaner tested affected the substrate in a similar manner, removing slight to heavy concentrations of pigmented matrix from the split-face blocks, exposing small and large aggregate, and enhancing the natural appearance of the integrally colored concrete masonry unit.

## RECOMMENDED PRODUCTS AND DILUTIONS - CLEANING

Recommendations for cleaning for each type of CMU submitted by Harris Concrete Products, Montgomery, AL are provided in the chart below. Recommendations are based on the optimum dilution for complete removal of mortar.

Block	Color	New Construction Cleaning (Type N mortar, 21 day)
All Submitted Split-face CMU's	"Mesa Buff"	Sure Klean <sup>®</sup> Custom Masonry Cleaner (1:6)
	"Sandstone"	Sure Klean <sup>®</sup> Custom Masonry Cleaner (1:4)
	"Cocoa"	Sure Klean <sup>®</sup> Custom Masonry Cleaner (1:6)
	"Bark-Taupe "	Sure Klean <sup>®</sup> Custom Masonry Cleaner (1:6)
	"Rustic Brown"	Sure Klean <sup>®</sup> Custom Masonry Cleaner (1:6)
	"Winestone-Maroon"	Sure Klean <sup>®</sup> Custom Masonry Cleaner (1:6)
	"Red Cliff"	Sure Klean <sup>®</sup> Custom Masonry Cleaner (1:6)
	"Whitestone"	Sure Klean <sup>®</sup> Custom Masonry Cleaner (1:6)
	"Ensley Buff"	Sure Klean <sup>®</sup> Custom Masonry Cleaner (1:6)
	"Gray"	Sure Klean <sup>®</sup> Custom Masonry Cleaner (1:6)
	"Onyx"	Sure Klean <sup>®</sup> Custom Masonry Cleaner (1:6)
	"Canyon"	Sure Klean <sup>®</sup> Custom Masonry Cleaner (1:4)

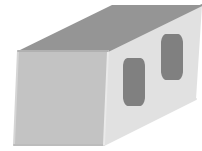
The most appropriate cleaner and dilution should be determined on the specific job-site, and will be dependent primarily on the nature and severity of soiling present at that location.

Apply all products in accordance with the manufacturer's recommendation provided on container labels and product data sheets. On-site testing should be conducted to determine the most appropriate cleaning product and procedures for a particular project. See product literature for additional application and product information.





# PALLET TAG PROGRAM LABORATORY REPORT



PROSOCO, Inc.

Page 9

## **SECTION B – COLOR UNIFORMITY:**

### **DESCRIPTION OF PRODUCTS EVALUATED – Color Uniformity:**

**Sure Klean® Custom Masonry Cleaner** – A general purpose, concentrated acidic cleaner for most custom masonry and colored concrete. Removes concrete splashes, excess mortar, mud, heavy efflorescence and surface soiling, leaving the masonry clean and uniform with no acid burning or streaking. Liquid concentrate for dilution with 2-6 parts water. Apply by brush or low-pressure spray.

### **TEST METHOD – Color Uniformity Testing:**

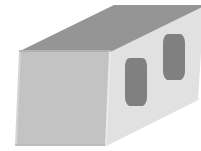
Dilution ratios refer to mixtures of parts concentrated cleaner : parts fresh water. Chemical cleaners were evaluated using the following procedure:

1. Prewet the surface with water.
2. Apply each cleaner at the appropriate dilutions.
3. Allow appropriate dwell time, as specified.  
Custom Masonry Cleaner ..... 3 minutes
4. Reapply the products and moderately agitate with a brush.
5. Pressure rinse thoroughly.\*
6. Allow the sample to dry for at least 18 hours and visually examine.
7. Break the sample in half and compare the through-body surfaces to the cleaned surfaces for the best match.

\* Pressure rinsing was conducted at approximately 1300 psi with a warm water flow rate of 1.9 gallons per minute.



# PALLET TAG PROGRAM LABORATORY REPORT



**PROSOCO, Inc.**

Page 10

**TEST RESULTS – Color Uniformity**

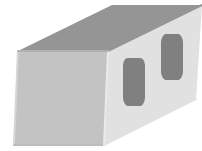
<b>Substrate: Split-face CMU</b>		<b>Pigment Color: “Mesa Buff”</b>	
Product	Dilution	Aggregate Exposure	Surface Pigment Alteration/Removal
Custom Masonry Cleaner	1:2	3	2
Custom Masonry Cleaner	1:4	3	3
Custom Masonry Cleaner	1:6	4	4
<b>Substrate: Split-face CMU</b>		<b>Pigment Color: “Sandstone”</b>	
Product	Dilution	Aggregate Exposure	Surface Pigment Alteration/Removal
Custom Masonry Cleaner	1:2	3	2
Custom Masonry Cleaner	1:4	4	3
Custom Masonry Cleaner	1:6	3	3
<b>Substrate: Split-face CMU</b>		<b>Pigment Color: “Cocoa”</b>	
Product	Dilution	Aggregate Exposure	Surface Pigment Alteration/Removal
Custom Masonry Cleaner	1:2	3	2
Custom Masonry Cleaner	1:4	3	3
Custom Masonry Cleaner	1:6	4	3
<b>Substrate: Split-face CMU</b>		<b>Pigment Color: “Bark-Taupe”</b>	
Product	Dilution	Aggregate Exposure	Surface Pigment Alteration/Removal
Custom Masonry Cleaner	1:2	2	3
Custom Masonry Cleaner	1:4	3	3
Custom Masonry Cleaner	1:6	4	3
<b>Substrate: Split-face CMU</b>		<b>Pigment Color: “Rustic Brown”</b>	
Product	Dilution	Aggregate Exposure	Surface Pigment Alteration/Removal
Custom Masonry Cleaner	1:2	3	2
Custom Masonry Cleaner	1:4	3	3
Custom Masonry Cleaner	1:6	4	3

Scale used for reporting results of both categories

- |  |                                       |
|--|---------------------------------------|
| 0 – <b>Worst</b> match to through-body | 3 – <b>Good</b> match to through-body |
| 1 – <b>Poor</b> match to through-body  | 4 – <b>Best</b> match to through-body |
| 2 – <b>Fair</b> match to through-body  |                                       |



# PALLET TAG PROGRAM LABORATORY REPORT



**PROSOCO, Inc.**

Page 11

**TEST RESULTS – Color Uniformity Continued**

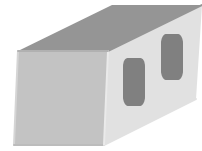
<b>Substrate:</b> Split-face CMU		<b>Pigment Color:</b> "Winestone-Maroon"	
Product	Dilution	Aggregate Exposure	Surface Pigment Alteration/Removal
Custom Masonry Cleaner	1:2	2	2
Custom Masonry Cleaner	1:4	3	4
Custom Masonry Cleaner	1:6	4	4
<b>Substrate:</b> Split-face CMU		<b>Pigment Color:</b> "Red Cliff"	
Product	Dilution	Aggregate Exposure	Surface Pigment Alteration/Removal
Custom Masonry Cleaner	1:2	3	3
Custom Masonry Cleaner	1:4	3	4
Custom Masonry Cleaner	1:6	4	4
<b>Substrate:</b> Split-face CMU		<b>Pigment Color:</b> "Whitestone"	
Product	Dilution	Aggregate Exposure	Surface Pigment Alteration/Removal
Custom Masonry Cleaner	1:2	4	4
Custom Masonry Cleaner	1:4	4	3
Custom Masonry Cleaner	1:6	4	3
<b>Substrate:</b> Split-face CMU		<b>Pigment Color:</b> "Ensley Buff"	
Product	Dilution	Aggregate Exposure	Surface Pigment Alteration/Removal
Custom Masonry Cleaner	1:2	4	4
Custom Masonry Cleaner	1:4	4	3
Custom Masonry Cleaner	1:6	4	3

Scale used for reporting results of both categories

- |  |                                       |
|--|---------------------------------------|
| 0 – <b>Worst</b> match to through-body | 3 – <b>Good</b> match to through-body |
| 1 – <b>Poor</b> match to through-body  | 4 – <b>Best</b> match to through-body |
| 2 – <b>Fair</b> match to through-body  |                                       |



# PALLET TAG PROGRAM LABORATORY REPORT



**PROSOCO, Inc.**

Page 12

**TEST RESULTS – Color Uniformity Continued**

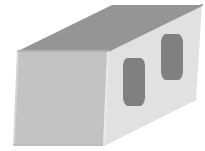
<b>Substrate:</b> Split-face CMU		<b>Pigment Color:</b> "Gray"	
Product	Dilution	Aggregate Exposure	Surface Pigment Alteration/Removal
Custom Masonry Cleaner	1:2	3	3
Custom Masonry Cleaner	1:4	4	3
Custom Masonry Cleaner	1:6	4	4
<b>Substrate:</b> Split-face CMU		<b>Pigment Color:</b> "Onyx"	
Product	Dilution	Aggregate Exposure	Surface Pigment Alteration/Removal
Custom Masonry Cleaner	1:2	3	3
Custom Masonry Cleaner	1:4	3	4
Custom Masonry Cleaner	1:6	4	4
<b>Substrate:</b> Split-face CMU		<b>Pigment Color:</b> "Canyon"	
Product	Dilution	Aggregate Exposure	Surface Pigment Alteration/Removal
Custom Masonry Cleaner	1:2	3	3
Custom Masonry Cleaner	1:4	4	4
Custom Masonry Cleaner	1:6	3	4

Scale used for reporting results of both categories

- |  |                                       |
|--|---------------------------------------|
| 0 – <b>Worst</b> match to through-body | 3 – <b>Good</b> match to through-body |
| 1 – <b>Poor</b> match to through-body  | 4 – <b>Best</b> match to through-body |
| 2 – <b>Fair</b> match to through-body  |                                       |




# PALLET TAG PROGRAM LABORATORY REPORT




---

## PHOTOGRAPHS – Color Uniformity

“Ensley Buff” Split-face CMU after 21 day cleaning

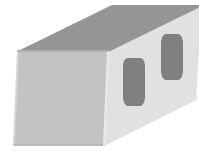


“Winestone-Maroon” Split-face CMU after 21 day cleaning





# PALLET TAG PROGRAM LABORATORY REPORT



## CONCLUSIONS: COLOR UNIFORMITY:

All dilutions of Sure Klean<sup>®</sup> Custom Masonry Cleaner tested affected the substrate in a similar manner. Higher concentrations of cleaner removed moderate to heavy concentrations of pigmented matrix, exposing small and large aggregate. Lower concentrations of cleaner removed slight to moderate concentrations of pigmented matrix, exposing small and large aggregate. All dilutions enhanced the natural appearance of the integrally colored CMU.

## RECOMMENDATIONS - COLOR UNIFORMITY

Recommendations for color uniformity for each type of CMU submitted by Harris Concrete Products, Montgomery, AL are provided in the chart below. Recommendations are based on the optimum dilution that provides the best color uniformity and the complete removal of mortar.

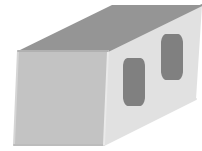
Block	Color	Color Uniformity
All Submitted Split-face CMU's	"Mesa Buff"	Sure Klean <sup>®</sup> Custom Masonry Cleaner (1:6)
	"Sandstone"	Sure Klean <sup>®</sup> Custom Masonry Cleaner (1:4)
	"Cocoa"	Sure Klean <sup>®</sup> Custom Masonry Cleaner (1:6)
	"Bark-Taupe "	Sure Klean <sup>®</sup> Custom Masonry Cleaner (1:6)
	"Rustic Brown"	Sure Klean <sup>®</sup> Custom Masonry Cleaner (1:6)
	"Winestone-Maroon"	Sure Klean <sup>®</sup> Custom Masonry Cleaner (1:6)
	"Red Cliff"	Sure Klean <sup>®</sup> Custom Masonry Cleaner (1:6)
	"Whitestone"	Sure Klean <sup>®</sup> Custom Masonry Cleaner (1:6)
	"Ensley Buff"	Sure Klean <sup>®</sup> Custom Masonry Cleaner (1:6)
	"Gray"	Sure Klean <sup>®</sup> Custom Masonry Cleaner (1:6)
	"Onyx"	Sure Klean <sup>®</sup> Custom Masonry Cleaner (1:6)
	"Canyon"	Sure Klean <sup>®</sup> Custom Masonry Cleaner (1:4)

The most appropriate cleaner and dilution should be determined on the specific job-site, and will be dependent primarily on the nature and severity of soiling present at that location.

Apply all products in accordance with the manufacturer's recommendation provided on container labels and product data sheets. On-site testing should be conducted to determine the most appropriate cleaning product and procedures for a particular project. See product literature for additional application and product information.



# PALLET TAG PROGRAM LABORATORY REPORT



PROSOCO, Inc.

Page 15

---

## SECTION C - PROTECTIVE WATER REPELLENTS:

The testing described below evaluates the suitability of water repellent treatments.

The surface treatments evaluated were selected for their suitability for application based on the following selection criteria:

1. Weatherproofing properties
2. Color change
3. Ease of application

---

## DESCRIPTIONS OF PRODUCTS EVALUATED - Protective Water Repellents:

**Sure Klean® Custom Masonry Sealer** - A clear, solvent-based silicone elastomer formulated to weatherproof custom masonry units, cast stone, and concrete block without altering the natural appearance. Custom Masonry Sealer penetrates and fills pores to prevent water penetration through exterior walls exposed to normal weathering as well as long-lasting protection against many types of graffiti.

**Sure Klean® Weather Seal Siloxane WB Concentrate** – A self-emulsifying water repellent concentrate designed for dilution with fresh water at the job site. This solvent-free blend of silanes and oligomeric alkoxy siloxanes mixes easily with water to produce a penetrating water repellent ideal for application to dense or porous masonry surfaces.

---

## SAMPLE PREPARATION - Protective Water Repellents:

The submitted blocks were scored, allowed to dry, and to reabsorb atmospheric humidity for 24 hours prior to treatment. The treatment method consisted of a wet-on-wet brush application. All treatments were allowed to cure at least 3 days prior to testing.

---


## TEST METHODS - Protective Water Repellents:

### Water Absorption Tube Test: RILEM II.4, 60 mph, 20 Minutes

The water absorption tube test simulating wind driven rain conditions was performed. This test simulates 60 mile per hour wind driven rain conditions for a period of 20 minutes. See Technical Services TECH Note RILEM Tube Test Procedures.



# PALLET TAG PROGRAM LABORATORY REPORT



**PROSOCO, Inc.**

Page 16

**TEST RESULTS - Protective Water Repellents:**

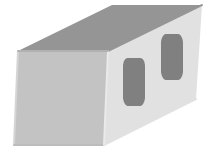
**Water Absorption Tube Test: RILEM II.4, 60 mph, 20 Minutes**

	<b>RESULTS</b>
<b>"Mesa Buff"</b>	
Untreated Control	< 40 mph
Custom Masonry Sealer	56 mph
Siloxane WB Concentrate (1:9)	53 mph
Siloxane WB Concentrate (1:14)	55 mph
<b>"Sandstone"</b>	
Untreated Control	< 40 mph
Custom Masonry Sealer	50 mph
Siloxane WB Concentrate (1:9)	56 mph
Siloxane WB Concentrate (1:14)	57 mph
<b>"Cocoa"</b>	
Untreated Control	< 40 mph
Custom Masonry Sealer	<40 mph
Siloxane WB Concentrate (1:9)	58 mph
Siloxane WB Concentrate (1:14)	58 mph
<b>"Bark-Taupe"</b>	
Untreated Control	<40 mph
Custom Masonry Sealer	56 mph
Siloxane WB Concentrate (1:9)	55 mph
Siloxane WB Concentrate (1:14)	57 mph
<b>"Rustic Brown"</b>	
Untreated Control	< 40 mph
Custom Masonry Sealer	58 mph
Siloxane WB Concentrate (1:9)	57 mph
Siloxane WB Concentrate (1:14)	58 mph





# PALLET TAG PROGRAM LABORATORY REPORT



**PROSOCO, Inc.**

Page 17

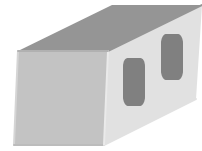
**TEST RESULTS - Protective Water Repellents:**

**Water Absorption Tube Test: RILEM II.4, 60 mph, 20 Minutes**

	<b>RESULTS</b>
<b>"Winestone-Maroon"</b>	
Untreated Control	< 40 mph
Custom Masonry Sealer	58 mph
Siloxane WB Concentrate (1:9)	58 mph
Siloxane WB Concentrate (1:14)	58 mph
<b>"Red Cliff"</b>	
Untreated Control	<40 mph
Custom Masonry Sealer	58 mph
Siloxane WB Concentrate (1:9)	58 mph
Siloxane WB Concentrate (1:14)	57 mph
<b>"Whitestone"</b>	
Untreated Control	< 40 mph
Custom Masonry Sealer	58 mph
Siloxane WB Concentrate (1:9)	57 mph
Siloxane WB Concentrate (1:14)	56 mph
<b>"Ensley Buff"</b>	
Untreated Control	< 40 mph
Custom Masonry Sealer	59 mph
Siloxane WB Concentrate (1:9)	59 mph
Siloxane WB Concentrate (1:14)	60 mph
<b>"Gray"</b>	
Untreated Control	< 40 mph
Custom Masonry Sealer	57 mph
Siloxane WB Concentrate (1:9)	53 mph
Siloxane WB Concentrate (1:14)	56 mph



# PALLET TAG PROGRAM LABORATORY REPORT



PROSOCO, Inc.

Page 18


## TEST RESULTS - Protective Water Repellents:

Water Absorption Tube Test: RILEM II.4, 60 mph, 20 Minutes

		RESULTS
<b>"Onyx"</b>		
Untreated Control		< 40 mph
Custom Masonry Sealer		52 mph
Siloxane WB Concentrate (1:9)		55 mph
Siloxane WB Concentrate (1:14)		57 mph
<b>"Canyon"</b>		
Untreated Control		< 40 mph
Custom Masonry Sealer		59 mph
Siloxane WB Concentrate (1:9)		57 mph
Siloxane WB Concentrate (1:14)		58 mph

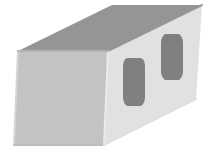
## PHOTOGRAPHS – Protective Water Repellents

**"Red Cliff" Split-face CMU**





# PALLET TAG PROGRAM LABORATORY REPORT



PROSOCO, Inc.


Page 19

---

---

## PHOTOGRAPHS – Protective Water Repellents

“Cocoa” Split-face CMU



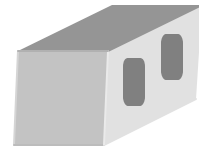
---

## CONCLUSIONS - Protective Water Repellents

Based upon laboratory evaluations, Sure Klean<sup>®</sup> Weather Seal Siloxane WB Concentrate diluted with nine or fourteen parts fresh water provided above average water repellency to all submitted samples. Sure Klean<sup>®</sup> Custom Masonry Sealer was able to provide above average water repellency to all types except “Cocoa” split-face CMU. Sure Klean<sup>®</sup> Custom Masonry Sealer moderately enhanced the natural color of the CMU’s.



# PALLET TAG PROGRAM LABORATORY REPORT




## RECOMMENDATIONS - PROTECTIVE WATER REPELLENTS

Recommendations for water repellency treatment for each type of CMU submitted by Harris Concrete Products, Montgomery, AL are provided in the chart below. Recommendations are based on the treatment that proved most effective and can provide water repellency on all types submitted.

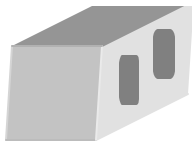
Block Type	Water Repellents
"Mesa Buff"	Sure Klean <sup>®</sup> Weather Seal Siloxane WB Concentrate (1:9), (1:14)
	Sure Klean <sup>®</sup> Custom Masonry Sealer
"Sandstone"	Sure Klean <sup>®</sup> Weather Seal Siloxane WB Concentrate (1:9), (1:14)
	Sure Klean <sup>®</sup> Custom Masonry Sealer
"Cocoa"	Sure Klean <sup>®</sup> Weather Seal Siloxane WB Concentrate (1:9), (1:14)
"Bark-Taupe"	Sure Klean <sup>®</sup> Weather Seal Siloxane WB Concentrate (1:9), (1:14)
	Sure Klean <sup>®</sup> Custom Masonry Sealer
"Rustic Brown"	Sure Klean <sup>®</sup> Weather Seal Siloxane WB Concentrate (1:9), (1:14)
	Sure Klean <sup>®</sup> Custom Masonry Sealer
"Winestone-Maroon"	Sure Klean <sup>®</sup> Weather Seal Siloxane WB Concentrate (1:9), (1:14)
	Sure Klean <sup>®</sup> Custom Masonry Sealer
"Red Cliff"	Sure Klean <sup>®</sup> Weather Seal Siloxane WB Concentrate (1:9), (1:14)
	Sure Klean <sup>®</sup> Custom Masonry Sealer
"Whitestone"	Sure Klean <sup>®</sup> Weather Seal Siloxane WB Concentrate (1:9), (1:14)
	Sure Klean <sup>®</sup> Custom Masonry Sealer
"Ensley Buff"	Sure Klean <sup>®</sup> Weather Seal Siloxane WB Concentrate (1:9), (1:14)
	Sure Klean <sup>®</sup> Custom Masonry Sealer
"Gray"	Sure Klean <sup>®</sup> Weather Seal Siloxane WB Concentrate (1:9), (1:14)
	Sure Klean <sup>®</sup> Custom Masonry Sealer
"Onyx"	Sure Klean <sup>®</sup> Weather Seal Siloxane WB Concentrate (1:9), (1:14)
	Sure Klean <sup>®</sup> Custom Masonry Sealer
"Canyon"	Sure Klean <sup>®</sup> Weather Seal Siloxane WB Concentrate (1:9), (1:14)
	Sure Klean <sup>®</sup> Custom Masonry Sealer

Apply all products in accordance with the manufacturer's recommendation provided on container labels and product data sheets. On-site testing should be conducted to determine the most appropriate water repellent product and procedures for a particular project. See product literature for additional application and product information.



Carmen M. Niven  
Project Testing Coordinator

CMN/



---

***Laboratory Report***

**Pallet Tag Program Evaluation**  
**REVISED**

**Harris Concrete Products**  
**Montgomery, AL**

***Project No. 0204-22 PTP***

***Prepared For:***

**John E. Thames**

**Harris Concrete Products  
1555 Mitchell Young Rd.  
Montgomery, AL 36108**

***Prepared By:***



***PROSOCO, Inc.  
September 2003***