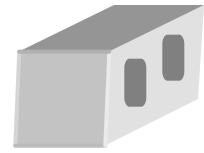




BLOCK PROGRAM LABORATORY REPORT



PROSOCO, Inc.

Page 1

TABLE OF CONTENTS

SAMPLES SUBMITTED.....3-4

PURPOSE OF TEST5-6

PRODUCTS EVALUATED..... 7

SECTION A – CLEANING INTEGRALLY COLORED CMUs

DESCRIPTION OF PRODUCTS EVALUATED..... 8

TEST METHOD..... 8

TEST RESULTS 9

CONCLUSIONS 9

RECOMMENDATIONS 9

SECTION B – SURFACE ALTERATIONS

DESCRIPTION OF PRODUCTS EVALUATED.....10

TEST METHOD.....10

TEST RESULTS11

PHOTOGRAPHS (Surface Alterations)12

CONCLUSIONS13

RECOMMENDATIONS13

SECTION C - PROTECTIVE WATER REPELLENTS

DESCRIPTION OF PRODUCTS EVALUATED.....14

TEST METHODS.....14

TEST RESULTS15

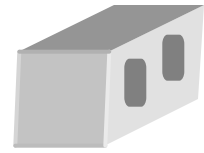
PHOTOGRAPHS (Water Repellents).....16

CONCLUSIONS17

RECOMMENDATIONS17



BLOCK PROGRAM LABORATORY REPORT



PROSOCO, Inc.

Page 2

ATTACHMENTS

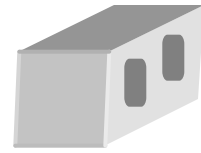
Technical Services TECH Note RILEM Test Method No. II.4

Product Data literature for all products evaluated

Material Safety Data Sheets for all products evaluated



BLOCK PROGRAM LABORATORY REPORT



PROSOCO, Inc.

Page 3

FOR: Doug Young
cc: Jim Lucas
Perry Surber
John Bourne

SUBJECT: Trenwyth Industries
South Beloit, IL

DATE: May 31, 2001


PROJECT: 0104-02 BP

SAMPLES SUBMITTED: 4 colors of split-face CMUs, 36 colors of ground-face CMUs w/ acrylic finish, 19 colors of ground-face CMUs w/grout filler and acrylic finish (faces only)

<u>Block</u>	<u>Color</u>	<u>Size</u>
Split-face CMU	"Butterfield"	8" x 16" x 2"
Split-face CMU	"Belvidere"	8" x 16" x 2"
Split-face CMU	"Midwest White"	8" x 16" x 2"
Split-face CMU	"Brick Red"	8" x 16" x 2"
Ground-face w/acrylic finish	"Bloomington"	8" x 16" x 2"
Ground-face w/acrylic finish	"Belvidere"	8" x 16" x 2"
Ground-face w/acrylic finish	"Bradley"	8" x 16" x 2"
Ground-face w/acrylic finish	"Adobe"	8" x 16" x 2"
Ground-face w/acrylic finish	"Almond Bark"	8" x 16" x 2"
Ground-face w/acrylic finish	"Aztec Tan"	8" x 16" x 2"
Ground-face w/acrylic finish	"Haydite"	8" x 16" x 2"
Ground-face w/acrylic finish	"Butterfield"	8" x 16" x 2"
Ground-face w/acrylic finish	"Brick Red"	8" x 16" x 2"
Ground-face w/acrylic finish	"Colonial Red"	8" x 16" x 2"
Ground-face w/acrylic finish	"Delmarva"	8" x 16" x 2"
Ground-face w/acrylic finish	"Dusty Red"	8" x 16" x 2"
Ground-face w/acrylic finish	"Chocolate"	8" x 16" x 2"
Ground-face w/acrylic finish	"Gray Marble"	8" x 16" x 2"
Ground-face w/acrylic finish	"Jewelstone"	8" x 16" x 2"
Ground-face w/acrylic finish	"Limestone"	8" x 16" x 2"
Ground-face w/acrylic finish	"Irish Cream"	8" x 16" x 2"
Ground-face w/acrylic finish	"Elmhurst"	8" x 16" x 2"
Ground-face w/acrylic finish	"Graystone"	8" x 16" x 2"
Ground-face w/acrylic finish	"Lincoln"	8" x 16" x 2"
Ground-face w/acrylic finish	"Lt. Karmel"	8" x 16" x 2"



BLOCK PROGRAM LABORATORY REPORT



PROSOCO, Inc.

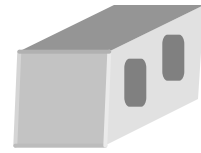
Page 4

Ground-face w/acrylic finish	"Oak"	8" x 16" x 2"
Ground-face w/acrylic finish	"Midwest White"	8" x 16" x 2"
Ground-face w/acrylic finish	"Midwest Cream"	8" x 16" x 2"
Ground-face w/acrylic finish	"Lt. Brown"	8" x 16" x 2"
Ground-face w/acrylic finish	"Natural MW"	8" x 16" x 2"
Ground-face w/acrylic finish	"Sandstone"	8" x 16" x 2"
Ground-face w/acrylic finish	"Red Bud"	8" x 16" x 2"
Ground-face w/acrylic finish	"Sequoia"	8" x 16" x 2"
Ground-face w/acrylic finish	"Spice"	8" x 16" x 2"
Ground-face w/acrylic finish	"Oreo Cream"	8" x 16" x 2"
Ground-face w/acrylic finish	"Springfield"	8" x 16" x 2"
Ground-face w/acrylic finish	"Sterling"	8" x 16" x 2"
Ground-face w/acrylic finish	"Shadow Gray"	8" x 16" x 2"
Ground-face w/acrylic finish	"Tawny"	8" x 16" x 2"
Ground-face w/acrylic finish	"Sundown"	8" x 16" x 2"
Ground-face w/filler & acrylic finish	"Brick Red Plus"	8" x 16" x 2"
Ground-face w/filler & acrylic finish	"Chocolate Plus"	8" x 16" x 2"
Ground-face w/filler & acrylic finish	"Bradley Plus"	8" x 16" x 2"
Ground-face w/filler & acrylic finish	"Delmarva Plus"	8" x 16" x 2"
Ground-face w/filler & acrylic finish	"Colonial Red Plus"	8" x 16" x 2"
Ground-face w/filler & acrylic finish	"Almond Bark Plus"	8" x 16" x 2"
Ground-face w/filler & acrylic finish	"Graystone Plus"	8" x 16" x 2"
Ground-face w/filler & acrylic finish	"Irish Cream Plus"	8" x 16" x 2"
Ground-face w/filler & acrylic finish	"Limestone Plus"	8" x 16" x 2"
Ground-face w/filler & acrylic finish	"Lt. Brown Plus"	8" x 16" x 2"
Ground-face w/filler & acrylic finish	"Oak Plus"	8" x 16" x 2"
Ground-face w/filler & acrylic finish	"Midwest White Plus"	8" x 16" x 2"
Ground-face w/filler & acrylic finish	"Shadow Gray Plus"	8" x 16" x 2"
Ground-face w/filler & acrylic finish	"Knight Gold Plus"	8" x 16" x 2"
Ground-face w/filler & acrylic finish	"Jewelstone Plus"	8" x 16" x 2"
Ground-face w/filler & acrylic finish	"Gray Marble Plus"	8" x 16" x 2"
Ground-face w/filler & acrylic finish	"Lt. Karmel Plus"	8" x 16" x 2"
Ground-face w/filler & acrylic finish	"Sandstone Plus"	8" x 16" x 2"
Ground-face w/filler & acrylic finish	"Natural MW Plus"	8" x 16" x 2"

Submitted by: Doug Young



BLOCK PROGRAM LABORATORY REPORT



PROSOCO, Inc.

Page 5

PURPOSE OF TESTING:

Four integrally colored split-face CMUs, 36 integrally colored ground-face CMUs with an acrylic finish, and 19 ground-face CMUs with a cementitious grout filler and an acrylic finish were submitted for testing using PROSOCO's new construction cleaning and water repellent products.

A. Cleaning Concrete Masonry Units: Sure Klean[®] Custom Masonry Cleaner at various dilutions was evaluated for removal of laboratory applied mortar from the split-face CMUs. Sure Klean[®] Burnished Custom Masonry Cleaner at various dilutions was evaluated for removal of laboratory-applied mortar from the ground-face CMUs.

To simulate new construction soiling, all CMUs are placed on a bench with finished surface facing upward. Hollow cylinders measuring 50 mm in diameter and 75 mm tall are positioned on top of each CMU and filled with a wet mixture of Ash Grove[®] Type S cementitious mortar. The wet, mortar-filled cylinder is allowed to remain in contact with the CMU for 10 minutes before removal.

Soiled CMUs are allowed to dry before test cleaning.

Heavy deposits of mortar are removed with dry scraping after 24 hours. Prepared cleaning solutions are then evaluated for their effectiveness in removing residual Ash Grove[®] Type S mortar staining after 3 days, 7 days, and 14 days of curing.

Refer to “*Note: When cleaning integrally colored CMU” in the following section, “Surface Alteration Testing.”

B. Surface Alteration Testing – Sure Klean[®] Custom Masonry Cleaner was tested at various dilutions on the split-face CMUs and Sure Klean[®] Burnished Custom Masonry Cleaner was tested at various dilutions on the ground-face CMUs to determine if a cleaning program implemented to remove excess mortar and related new construction soiling would otherwise alter the appearance of cleaned surfaces. Surface Alteration was evaluated visually based upon perceived discoloration or erosion/etching of the masonry unit.

Aggregate Exposure is the visual examination of the CMU comparing aggregate exposure of the untreated control surface to surfaces cleaned with selected product(s) at given dilutions.

Surface Pigment Alteration/Removal* is the visual examination of the CMU comparing the surface pigmentation of the untreated control to surfaces cleaned with selected product(s) at given dilutions.

Matrix Erosion is the visual examination comparing the untreated control surface to surfaces cleaned with selected products at given dilutions looking for any potential erosion/digestion of the cementitious matrix of the CMU.

Staining is the visual examination for changes that are the result of a chemical reaction that leaves a staining precipitate.

The following is the scale used for reporting results of all categories:

0 – no change	3 – heavy
1 – slight	4 – excessive
2 – moderate	

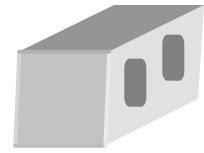
*** NOTE: When cleaning integrally colored CMU.**

Integrally colored concrete masonry units (CMUs) frequently have high amounts of pigments concentrated on the surface of the cured concrete unit. Variation of surface pigment concentrations from one CMU to the next creates a blotchy appearance in the completed wall. Allowed to remain on the surface of the CMU, the weakly bound pigment will weather and streak, further detracting from the appearance of the completed CMU wall.

In addition to removing excess mortar and construction related soiling, the goal of any cleaning operation undertaken on integrally colored CMU should include removal of unnaturally high concentrations of surface pigment. By revealing the natural through-body color on the integrally colored unit, the overall color uniformity and weathering resistance of the completed CMU wall is improved.



BLOCK PROGRAM LABORATORY REPORT



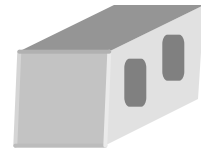
PROSOCO, Inc.

Page 6

C. Protective Water Repellents – Sure Klean[®] Custom Masonry Sealer and Sure Klean[®] Weather Seal Siloxane WB Concentrate were evaluated for their ability to provide water repellency to the split-face CMUs. The ground-face CMUs were not evaluated for water repellency due to in-plant treatments which would interfere with the water repellent's ability to penetrate the surface.



BLOCK PROGRAM LABORATORY REPORT



PROSOCO, Inc.

Page 7

CLEANING PRODUCTS EVALUATED

BLOCK TYPE	Custom Masonry Cleaner
All Colors of Split-face CMUs	1:2
	1:4
	1:6
BLOCK TYPE	Burnished Custom Masonry Cleaner
All Colors of Ground-face CMUs	1:2
	1:3

SURFACE ALTERATION PRODUCTS EVALUATED

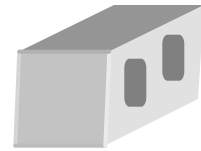
BLOCK TYPE	Custom Masonry Cleaner
All Colors of Split-face CMUs	1:2
	1:4
	1:6
BLOCK TYPE	Burnished Custom Masonry Cleaner
All Colors of Ground-face CMUs	1:2
	1:3

WATER REPELLENT PRODUCTS EVALUATED

Block Type	Product	Dilution
All Colors of Split-face CMUs	Custom Masonry Sealer	Concentrate
	Siloxane WB Concentrate	1:9



BLOCK PROGRAM LABORATORY REPORT



PROSOCO, Inc.

Page 8

SECTION A – CLEANING INTEGRALLY COLORED CMUs

DESCRIPTION OF PRODUCTS EVALUATED

These cleaning trials were conducted to determine the optimal cleaning/cure time combination.

Sure Klean® Custom Masonry Cleaner – A general purpose, concentrated acidic cleaner for most custom masonry and colored concrete. Removes concrete splashes, excess mortar, mud, heavy efflorescence and surface soiling, leaving the masonry clean and uniform with no acid burning or streaking. Liquid concentrate for dilution with 2-6 parts water. Apply by brush or low-pressure spray.

Sure Klean® Burnished Custom Masonry Cleaner – A general purpose, nonetching acidic cleaner for custom masonry and colored concrete. Removes rust, mud, oil, atmospheric dirt, and other stains without altering the surface texture. Liquid concentrate for dilution with 2-3 parts water. Apply by brush or low-pressure spray.

TEST METHOD – Cleaning

Dilution ratios refer to mixtures of parts concentrated cleaner : parts fresh water. Chemical cleaners were evaluated using the following procedure:

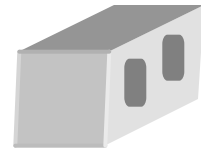
1. Prewet the surface with water.
2. Apply each cleaner at the appropriate dilutions.
3. Allow appropriate exposure time.

Custom Masonry Cleaner	3 minutes
Burnished Custom Masonry Cleaner	5 minutes
4. Reapply the products and moderately agitate with a brush.
5. Pressure rinse thoroughly.*
6. Allow the surface to dry for at least 18 hours and visually examine.

* Pressure rinsing was conducted at approximately 1300 psi with a warm water flow rate of 1.9 gallons per minute.



BLOCK PROGRAM LABORATORY REPORT



PROSOCO, Inc.

Page 9

Test Results - Cleaning

Block Type	Cleaner	Dilution	Cure	Effectiveness				
All Colors of Split-face CMUs	Custom Masonry Cleaner	1:2	3 day	100%				
		1:4		100%				
		1:6		100%				
				1:2	7 day	100%		
				1:4		100%		
				1:6		100%		
						14 day	1:2	100%
							1:4	100%
							1:6	100%
All Colors of Ground-face CMUs	Burnished Custom Masonry Cleaner	1:2	3 day	100%				
		1:3		100%				
				7 day	1:2	100%		
					1:3	100%		
				14 day	1:2	100%		
					1:3	100%		

CONCLUSIONS - Cleaning:

Based on the test data, all of the submitted block samples were efficiently cleaned with each dilution of the selected PROSOCO Inc.'s cleaning products. Use higher concentrations and surface agitation to maximize aggregate exposure. Use low concentration and surface agitation to minimize aggregate exposure.

All dilutions of Sure Klean[®] Custom Masonry Cleaner tested affected the substrate in a similar manner, removing heavy concentrations of pigmented matrix from the split-face CMUs, exposing small and large aggregate, and enhancing the natural appearance of the integrally colored concrete masonry unit. All dilutions of Sure Klean[®] Burnished Custom Masonry Cleaner tested affected the substrate in a similar manner, causing very few if any surface alterations to the ground-face CMUs.

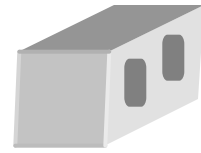
RECOMMENDED PRODUCTS AND DILUTIONS - CLEANING:

Based on these evaluations, all of the dilutions of Sure Klean[®] Custom Masonry Cleaner tested can be recommended for job-site testing on the submitted split-face CMUs. All dilutions of the Sure Klean[®] Burnished Custom Masonry Cleaner tested can be recommended for job-site testing on the ground-face CMUs submitted by Trenwyth Industries, South Beloit, IL. They are all effective in removing excess mortar and assist in improving the color and uniformity of these concrete blocks. The most appropriate cleaner and dilution should be determined on the specific job site, and will be dependent primarily on the nature and severity of soiling present at that location.

NOTE: To remove excess mortar while minimizing aggregate exposure and color enhancement, clean within 7 days of completion using Custom Masonry Cleaner diluted with 6 parts fresh water or Burnished Custom Masonry diluted with 3 parts fresh water.



BLOCK PROGRAM LABORATORY REPORT



PROSOCO, Inc.

Page 10

SECTION B – Surface Alterations:

DESCRIPTION OF PRODUCTS EVALUATED – Surface Alterations:

Sure Klean® Custom Masonry Cleaner – A general purpose, concentrated acidic cleaner for most custom masonry and colored concrete. Removes concrete splashes, excess mortar, mud, heavy efflorescence and surface soiling, leaving the masonry clean and uniform with no acid burning or streaking. Liquid concentrate for dilution with 2-6 parts water. Apply by brush or low-pressure spray.

Sure Klean® Burnished Custom Masonry Cleaner – A general purpose, nonetching acidic cleaner for custom masonry and colored concrete. Removes rust, mud, oil, atmospheric dirt, and other stains without altering the surface texture. Liquid concentrate for dilution with 2-3 parts water. Apply by brush or low-pressure spray.

TEST METHOD – Surface Alteration Testing:

Dilution ratios refer to mixtures of parts concentrated cleaner : parts fresh water. Chemical cleaners were evaluated using the following procedure:

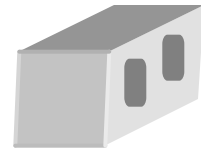
1. Prewet the surface with water.
2. Apply each cleaner at the appropriate dilutions.
3. Allow appropriate exposure time.

Custom Masonry Cleaner	3 minutes
Burnished Custom Masonry Cleaner	5 minutes
4. Reapply the products and moderately agitate with a brush.
5. Pressure rinse thoroughly.*
6. Allow the surface to dry for at least 18 hours and visually examine.

* Pressure rinsing was conducted at approximately 1300 psi with a warm water flow rate of 1.9 gallons per minute.



BLOCK PROGRAM LABORATORY REPORT



PROSOCO, Inc.

Page 11

Surface Alteration Results:

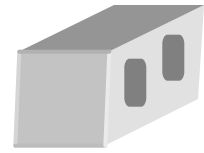
Substrate: Split-face CMU		Pigment Color: "Butterfield"			
Product	Dilution	Aggregate Exposure	Surface Pigment Alteration/Removal	Matrix Erosion	Staining
Custom Masonry Cleaner	1:2	3	2	3	0
Custom Masonry Cleaner	1:4	2	2	2	0
Custom Masonry Cleaner	1:6	1	1	1	0
Substrate: Split-face CMU		Pigment Color: "Belvidere"			
Product	Dilution	Aggregate Exposure	Surface Pigment Alteration/Removal	Matrix Erosion	Staining
Custom Masonry Cleaner	1:2	3	2	3	0
Custom Masonry Cleaner	1:4	2	2	2	0
Custom Masonry Cleaner	1:6	2	1	2	0
Substrate: Split-face CMU		Pigment Color: "Midwest White"			
Product	Dilution	Aggregate Exposure	Surface Pigment Alteration/Removal	Matrix Erosion	Staining
Custom Masonry Cleaner	1:2	2	1	2	0
Custom Masonry Cleaner	1:4	1	1	1	0
Custom Masonry Cleaner	1:6	1	1	1	0
Substrate: Split-face CMU		Pigment Color: "Brick Red"			
Product	Dilution	Aggregate Exposure	Surface Pigment Alteration/Removal	Matrix Erosion	Staining
Custom Masonry Cleaner	1:2	3	2	3	0
Custom Masonry Cleaner	1:4	3	2	3	0
Custom Masonry Cleaner	1:6	2	2	2	0
Substrate: Ground-face w/acrylic		Pigment Color: ALL COLORS			
Product	Dilution	Aggregate Exposure	Surface Pigment Alteration/Removal	Matrix Erosion	Staining
Burnished Custom Masonry Clnr	1:2	0	0	0	0
Burnished Custom Masonry Clnr	1:3	0	0	0	0
Substrate: Ground-face w/filler & acrylic		Pigment Color: ALL COLORS			
Product	Dilution	Aggregate Exposure	Surface Pigment Alteration/Removal	Matrix Erosion	Staining
Burnished Custom Masonry Clnr	1:2	0	0	0	0
Burnished Custom Masonry Clnr	1:3	0	0	0	0

Scale used for reporting results of all categories

- | | |
|---------------|---------------|
| 0 – no change | 3 – heavy |
| 1 – slight | 4 – excessive |
| 2 – moderate | |



BLOCK PROGRAM LABORATORY REPORT




PROSOCO, Inc.

Page 12

Photo of split-face "Belvidere" after 14 day cleaning:

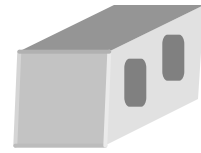


Photo of ground-face w/acrylic "Chocolate" after 14 day cleaning:





BLOCK PROGRAM LABORATORY REPORT



PROSOCO, Inc.

Page 13

CONCLUSIONS – Surface Alterations:

Based on the test data, all dilutions of Sure Klean[®] Custom Masonry Cleaner tested affected the substrate in a similar manner, removing heavy concentrations of pigmented matrix from the split-face CMUs, exposing small and large aggregate, and enhancing the natural appearance of the integrally colored concrete masonry unit.

All dilutions of Sure Klean[®] Burnished Custom Masonry Cleaner tested affected the substrate in a similar manner, causing very few if any surface alterations on the ground-face CMUs.

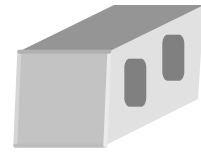
RECOMMENDED PRODUCTS AND DILUTIONS – SURFACE ALTERATIONS:

Based on these evaluations, all of the dilutions of Sure Klean[®] Custom Masonry Cleaner tested can be recommended for job-site testing on the submitted split-face CMUs. Both dilutions of Sure Klean[®] Burnished Custom Masonry Cleaner tested can be recommended for job-site testing on the ground-face CMUs submitted by Trenwyth Industries, South Beloit, IL. They are all effective in removing excess mortar and assist in improving the color and uniformity of these concrete blocks. The most appropriate cleaner and dilution should be determined on the specific job-site, and will be dependent primarily on the nature and severity of soiling present at that location.

NOTE: To remove excess mortar while minimizing aggregate exposure and color enhancement, clean within 7 days of completion using Custom Masonry Cleaner diluted with 6 parts fresh water or Burnished Custom Masonry diluted with 3 parts fresh water.



BLOCK PROGRAM LABORATORY REPORT



PROSOCO, Inc.

Page 14

SECTION C - PROTECTIVE WATER REPELLENTS:

The testing described below evaluates the suitability of water repellent treatments.

The surface treatments evaluated were selected for their suitability for application based on the following selection criteria:

1. Weatherproofing properties
2. Color change
3. Ease of application

DESCRIPTIONS OF PRODUCTS EVALUATED - Protective Water Repellents:

Sure Klean[®] Custom Masonry Sealer - A clear, solvent-based silicone elastomer formulated to weatherproof custom masonry units, cast stone, and concrete block without altering the natural appearance. Custom Masonry Sealer penetrates and fills pores to prevent water penetration through exterior walls exposed to normal weathering as well as long-lasting protection against many types of graffiti.

Sure Klean[®] Weather Seal Siloxane WB Concentrate – A self-emulsifying water-repellent concentrate designed for dilution with fresh water at the job site. This solvent-free blend of silanes and oligomeric alkoxy siloxanes mixes easily with water to produce a penetrating water-repellent ideal for application to dense or porous masonry surfaces.

SAMPLE PREPARATION - Protective Water Repellents:

The submitted blocks were scored, allowed to dry, and to reabsorb atmospheric humidity for 24 hours prior to treatment. The treatment method consisted of a wet-on-wet brush application. Split-face CMU type "Midwest White" received a second coat of Sure Klean[®] Custom Masonry Sealer one week after the first coat. All treatments were allowed to cure at least 72 hours prior to testing.

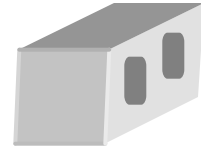
TEST METHODS - Protective Water Repellents:

Water Absorption Tube Test: RILEM II.4, 60 mph, 20 Minutes

The water absorption tube test simulating wind driven rain conditions was performed. This test simulates 60 mile per hour wind driven rain conditions for a period of 20 minutes.



BLOCK PROGRAM LABORATORY REPORT



PROSOCO, Inc.

Page 15

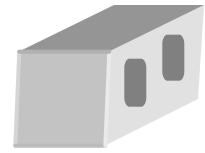
TEST RESULTS - Protective Water Repellents:

Water Absorption Tube Test: RILEM II.4, 60 mph, 20 Minutes

RESULTS	
Split-face CMU "Butterfield"	
Untreated Control	<40 mph
Custom Masonry Sealer	60 mph
Siloxane WB (1:9)	60 mph
Split-face CMU "Belvidere"	
Untreated Control	<40 mph
Custom Masonry Sealer	60 mph
Siloxane WB (1:9)	60 mph
Split-face CMU "Midwest White"	
Untreated Control	<40 mph
Custom Masonry Sealer	<40 mph
Custom Masonry Sealer (2 coats)	55 mph
Siloxane WB (1:9)	<40 mph
Split-face CMU "Brick Red"	
Untreated Control	<40 mph
Custom Masonry Sealer	60 mph
Siloxane WB (1:9)	60 mph



BLOCK PROGRAM LABORATORY REPORT



PROSOCO, Inc.

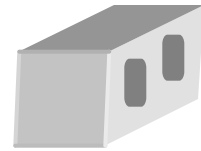
Page 16

Photo of split-face "Butterfield" after treatment:





BLOCK PROGRAM LABORATORY REPORT



PROSOCO, Inc.

Page 17

CONCLUSIONS - Protective Water Repellents:

Based upon laboratory evaluations, nearly all colors of the split-face CMUs exhibited above average water repellency when treated with Sure Klean[®] Custom Masonry Sealer or Sure Klean[®] Weather Seal Siloxane WB Concentrate diluted with nine parts fresh water. Above average water repellency was achieved on the split-face CMU, color "Midwest White", after a second coat of Sure Klean[®] Custom Masonry Sealer was applied. Sure Klean[®] Custom Masonry Sealer also enhanced the natural color of the submitted samples, while Sure Klean[®] Weather Seal Siloxane WB (1:9) did not change the appearance of the CMU. The split-face CMU, "Midwest White", was enhanced even more by the second coat of Sure Klean[®] Custom Masonry Sealer.

RECOMMENDATIONS - Protective Water Repellents:

Based on evaluations, Sure Klean[®] Custom Masonry Sealer and Sure Klean[®] Weather Seal Siloxane WB diluted with nine parts fresh water can be recommended for job-site testing on all split-face CMUs except for split-face, color "Midwest White", submitted by Trenwyth Industries, South Beloit, IL. The split-face CMU "Midwest White" will require a second coat of Sure Klean[®] Custom Masonry Sealer to achieve desired water repellency.

Apply all products in accordance with the manufacturer's recommendation provided on container labels and product data sheets. On-site testing should be conducted to determine the most appropriate water-repellent product, coverage rates, and procedures for a particular project. See product literature for additional application and product information.

Jason L. Anderson
Materials Testing Technician

JLA/csm



Laboratory Report

Block Program Evaluation

**Trenwyth Industries
(Midwest Division)
South Beloit, IL**

Project No. 0104-02 BP

Prepared For:

**Doug Young
Trenwyth Industries
238 Charles Ave.
South Beloit, IL 61080**

Prepared By:



***PROSOCO, Inc.
May 2001***