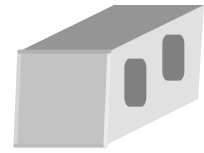




BLOCK PROGRAM LABORATORY REPORT



PROSOCO, Inc.

Page 1

TABLE OF CONTENTS

SAMPLES SUBMITTED..... 2

PURPOSE OF TEST 3

PRODUCTS EVALUATED..... 4

SECTION A – CLEANING INTEGRALLY COLORED CMUs

DESCRIPTION OF PRODUCTS EVALUATED..... 5

TEST METHOD..... 5

TEST RESULTS 6

CONCLUSIONS 6

RECOMMENDATIONS 6

SECTION B – SURFACE ALTERATIONS

DESCRIPTION OF PRODUCTS EVALUATED..... 7

TEST METHOD..... 7

TEST RESULTS 8

PHOTOGRAPHS (Surface Alterations) 8

CONCLUSIONS 9

RECOMMENDATIONS 9

SECTION C - PROTECTIVE WATER REPELLENTS

DESCRIPTION OF PRODUCTS EVALUATED..... 10

TEST METHODS..... 10

TEST RESULTS 11

CONCLUSIONS 11

RECOMMENDATIONS 11

ATTACHMENTS

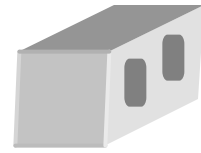
Technical Services TECH Note RILEM Test Method No. II.4

Product Data literature for all products evaluated

Material Safety Data Sheets for all products evaluated



BLOCK PROGRAM LABORATORY REPORT



PROSOCO, Inc.

Page 2

FOR: Steve Szoke

cc: Al Stickler
Perry Surber
John Bourne
Mike Dickey

SUBJECT: Akron Brick & Block
Wadsworth, OH

DATE: April 24, 2001

PROJECT: 0103-10 BP

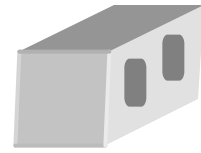
SAMPLES SUBMITTED: 8 concrete bricks, red w/ black finish

<u>Block</u>	<u>Color</u>	<u>Size</u>
Concrete Brick	"Promenade Blend"	3½" x 15½" x 7¾"

Submitted by : Mike Dickey



BLOCK PROGRAM LABORATORY REPORT



PROSOCO, Inc.

Page 3

PURPOSE OF TESTING:

Eight red concrete bricks with a black finish were submitted for testing using PROSOCO's new construction cleaning and water repellent products.

A. Cleaning Concrete Masonry Units: Sure Klean[®] Custom Masonry Cleaner and Sure Klean[®] Burnished Custom Masonry Cleaner were evaluated for removal of laboratory applied mortar.

To simulate new construction soiling, all CMUs are placed on a bench with finished surface facing upward. Hollow cylinders measuring 50 mm in diameter and 75 mm tall are positioned on top of each CMU and filled with a wet mixture of Ash Grove[®] Type S cementitious mortar. The wet, mortar-filled cylinder is allowed to remain in contact with the CMU for 10 minutes before removal.

Soiled CMUs are allowed to dry before test cleaning.

Heavy deposits of mortar are removed with dry scraping after 24 hours. Prepared cleaning solutions are then evaluated for their effectiveness in removing residual Ash Grove[®] Type S mortar staining after 3 days, 7 days, and 14 days of curing.

Refer to “*Note: When cleaning integrally colored CMU” in the following section, “Surface Alteration Testing.”

B. Surface Alteration Testing: Sure Klean[®] Custom Masonry Cleaner and Sure Klean[®] Burnished Custom Masonry Cleaner were tested at various dilutions to determine if a cleaning program implemented to remove excess mortar and related new construction soiling would otherwise alter the appearance of cleaned surfaces. Surface Alteration was evaluated visually based upon perceived discoloration or erosion/etching of the masonry unit.

Aggregate Exposure is the visual examination of the CMU comparing aggregate exposure of the untreated control surface to surfaces cleaned with selected product(s) at given dilutions.

Surface Pigment Alteration/Removal* is the visual examination of the CMU comparing the surface pigmentation of the untreated control to surfaces cleaned with selected product(s) at given dilutions.

Matrix Erosion is the visual examination comparing the untreated control surface to surfaces cleaned with selected products at given dilutions looking for any potential erosion/digestion of the cementitious matrix of the CMU.

Staining is the visual examination for changes that are the result of a chemical reaction that leaves a staining precipitate.

The following is the scale used for reporting results of all categories:

0 – no change	3 – heavy
1 – slight	4 – excessive
2 – moderate	

*** NOTE: When cleaning integrally colored CMU.**

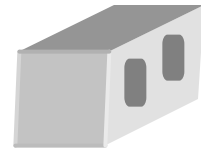
Integrally colored concrete masonry units (CMUs) frequently have high amounts of pigments concentrated on the surface of the cured concrete unit. Variation of surface pigment concentrations from one CMU to the next creates a blotchy appearance in the completed wall. Allowed to remain on the surface of the CMU, the weakly bound pigment will weather and streak, further detracting from the appearance of the completed CMU wall.

In addition to removing excess mortar and construction related soiling, the goal of any cleaning operation undertaken on integrally colored CMU should include removal of unnaturally high concentrations of surface pigment. By revealing the natural through-body color on the integrally colored unit, the overall color uniformity and weathering resistance of the completed CMU wall is improved.

C. Protective Water Repellents - Sure Klean[®] Custom Masonry Sealer and Sure Klean[®] Weather Seal Siloxane WB Concentrate were evaluated for their ability to provide water repellency to the submitted samples.



BLOCK PROGRAM LABORATORY REPORT



PROSOCO, Inc.

Page 4

CLEANING PRODUCTS EVALUATED

SAMPLE	Custom Masonry Cleaner	Burnished Custom Masonry Cleaner
"Promenade Blend" Concrete Brick	1:2	1:2
	1:4	
	1:6	1:3
	1:12	

SURFACE ALTERATION PRODUCTS EVALUATED

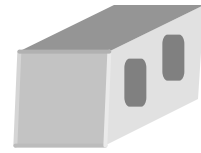
SAMPLE	Custom Masonry Cleaner	Burnished Custom Masonry Cleaner
"Promenade Blend" Concrete Brick	1:2	1:2
	1:4	
	1:6	1:3
	1:12	

WATER REPELLENT PRODUCTS EVALUATED

SAMPLE	Product	Dilution
"Promenade Blend" Concrete Brick	Custom Masonry Sealer	Concentrate
	Siloxane WB Concentrate	1:9



BLOCK PROGRAM LABORATORY REPORT



PROSOCO, Inc.

Page 5

SECTION A – CLEANING INTEGRALLY COLORED CMUs

DESCRIPTION OF PRODUCTS EVALUATED

These cleaning trials were conducted to determine the optimal cleaning/cure time combination.

Sure Klean® Custom Masonry Cleaner – A general purpose, concentrated acidic cleaner for most custom masonry and colored concrete. Removes concrete splashes, excess mortar, mud, heavy efflorescence and surface soiling, leaving the masonry clean and uniform with no acid burning or streaking. Liquid concentrate for dilution with 2-6 parts water. Apply by brush or low-pressure spray.

Sure Klean® Burnished Custom Masonry Cleaner – A general purpose, nonetching acidic cleaner for custom masonry and colored concrete. Removes rust, mud, oil, atmospheric dirt, and other stains without altering the surface texture. Liquid concentrate for dilution with 2-3 parts water. Apply by brush or low-pressure spray.

TEST METHOD – Cleaning

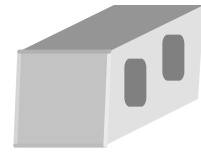
Dilution ratios refer to mixtures of parts concentrated cleaner : parts fresh water. Chemical cleaners were evaluated using the following procedure:

1. Prewet the surface with water.
2. Apply each cleaner at the appropriate dilutions.
3. Allow appropriate exposure time.
 - Custom Masonry Cleaner 3 minutes
 - Burnished Custom Masonry Cleaner 5 minutes
4. Reapply the products and moderately agitate with a brush.
5. Pressure rinse thoroughly.*
6. Allow the surface to dry for at least 18 hours and visually examine.

* Pressure rinsing was conducted at approximately 1300 psi with a warm water flow rate of 1.9 gallons per minute.



BLOCK PROGRAM LABORATORY REPORT



PROSOCO, Inc.

Page 6

Test Results - Cleaning

Sample	Cleaner	Dilution	Cure	Effectiveness
"Promenade Blend" Concrete Brick	Custom Masonry Cleaner	1:2	3 day	100%
		1:4		100%
		1:6		100%
		1:12		100%
		1:2	7 day	100%
		1:4		100%
		1:6		100%
		1:12		100%
	1:2	14 day	100%	
	1:4		100%	
	1:6		100%	
	1:12		100%	
	Burnished Custom Masonry Cleaner	1:2	3 day	100%
		1:3		100%
1:2		7 day	100%	
1:3			100%	
1:2		14 day	100%	
1:3			100%	

CONCLUSIONS - Cleaning:

Based on the test data, "Promenade Blend" concrete bricks were efficiently cleaned with each dilution of the selected PROSOCO Inc.'s cleaning products. Use higher concentrations and surface agitation to maximize aggregate exposure. Use low concentration and surface agitation to minimize aggregate exposure.

RECOMMENDED PRODUCTS AND DILUTIONS - CLEANING:

Based on evaluations, Sure Klean[®] Custom Masonry Cleaner diluted with 12 parts water and Sure Klean[®] Burnished Custom Masonry Cleaner diluted with 3 parts water are recommended for job site testing on the submitted "Promenade Blend" concrete brick samples from Akron Brick & Block, Wadsworth, OH. Both cleaners are effective in removing excess mortar, and assist in improving the color and uniformity of these concrete bricks. The most appropriate cleaner and dilution should be determined on the specific job-site, and will be dependent primarily on the nature and severity of soiling present at that location.

Note: To remove excess mortar while minimizing aggregate exposure and color enhancement, clean within 7 days of completion using Sure Klean[®] Burnished Custom Masonry Cleaner diluted with 3 parts fresh water.



BLOCK PROGRAM LABORATORY REPORT



PROSOCO, Inc.

Page 7

SECTION B – Surface Alterations:

DESCRIPTION OF PRODUCTS EVALUATED – Surface Alterations:

Sure Klean® Custom Masonry Cleaner – A general purpose, concentrated acidic cleaner for most custom masonry and colored concrete. Removes concrete splashes, excess mortar, mud, heavy efflorescence and surface soiling, leaving the masonry clean and uniform with no acid burning or streaking. Liquid concentrate for dilution with 2-6 parts water. Apply by brush or low-pressure spray.

Sure Klean® Burnished Custom Masonry Cleaner – A general purpose, nonetching acidic cleaner for custom masonry and colored concrete. Removes rust, mud, oil, atmospheric dirt, and other stains without altering the surface texture. Liquid concentrate for dilution with 2-3 parts water. Apply by brush or low-pressure spray.

TEST METHOD – Surface Alteration Testing:

Dilution ratios refer to mixtures of parts concentrated cleaner : parts fresh water. Chemical cleaners were evaluated using the following procedure:

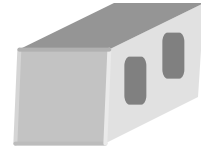
1. Prewet the surface with water.
2. Apply each cleaner at the appropriate dilutions.
3. Allow appropriate exposure time.

Custom Masonry Cleaner	3 minutes
Burnished Custom Masonry Cleaner	5 minutes
4. Reapply the products and moderately agitate with a brush.
5. Pressure rinse thoroughly.*
6. Allow the surface to dry for at least 18 hours and visually examine.

* Pressure rinsing was conducted at approximately 1300 psi with a warm water flow rate of 1.9 gallons per minute.



BLOCK PROGRAM LABORATORY REPORT



PROSOCO, Inc.

Page 8

Surface Alteration Results:


Substrate: Concrete Brick		Pigment Color: "Promenade Blend"			
Product	Dilution	Aggregate Exposure	Surface Pigment Alteration/ Removal	Matrix Erosion	Staining
Custom Masonry Cleaner	1:2	4	4	4	0
Custom Masonry Cleaner	1:4	3	3	3	0
Custom Masonry Cleaner	1:6	2	2	2	0
Custom Masonry Cleaner	1:12	1	1	1	0
Burnished Custom Masonry Clnr	1:2	2	1	2	0
Burnished Custom Masonry Clnr	1:3	1	1	1	0

Scale used for reporting results of all categories

0 – no change
 1 – slight
 2 – moderate

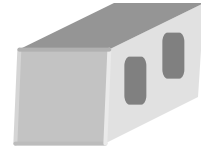
3 – heavy
 4 – excessive

Photos of "Promenade Blend" After 21 Day Cleaning:





BLOCK PROGRAM LABORATORY REPORT



PROSOCO, Inc.

Page 9

CONCLUSIONS – Surface Alterations:

Based upon laboratory evaluations, Sure Klean[®] Custom Masonry Cleaner diluted with 12 parts water and Sure Klean[®] Burnished Custom Masonry Cleaner diluted with 3 parts water produced the least amount of surface alterations. All other dilutions removed large amounts of the black surface finish and eroded the pigmented matrix of the concrete brick.

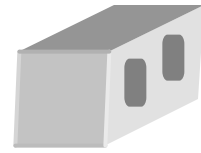
RECOMMENDATIONS – Surface Alterations:

Based on evaluations, Sure Klean[®] Custom Masonry Cleaner diluted with 12 parts water and Sure Klean[®] Burnished Custom Masonry Cleaner diluted with 3 parts water are recommended for job site testing on the submitted “Promenade Blend” concrete brick samples from Akron Brick & Block, Wadsworth, OH. Both cleaners are effective in removing excess mortar, and assist in improving the color and uniformity of these concrete bricks. The most appropriate cleaner and dilution should be determined on the specific job-site, and will be dependent primarily on the nature and severity of soiling present at that location.

Note: To remove excess mortar while minimizing aggregate exposure and color enhancement, clean within 7 days of completion using Sure Klean[®] Burnished Custom Masonry Cleaner diluted with 3 parts fresh water.



BLOCK PROGRAM LABORATORY REPORT



PROSOCO, Inc.

Page 10

SECTION C - PROTECTIVE WATER REPELLENTS:

The testing described below evaluates the suitability of water repellent treatments.

The surface treatments evaluated were selected for their suitability for application based on the following selection criteria:

1. Weatherproofing properties
2. Color change
3. Ease of application

DESCRIPTIONS OF PRODUCTS EVALUATED - Protective Water Repellents:

Sure Klean® Custom Masonry Sealer - A clear, solvent-based silicone elastomer formulated to weatherproof custom masonry units, cast stone, and concrete block without altering the natural appearance. Custom Masonry Sealer penetrates and fills pores to prevent water penetration through exterior walls exposed to normal weathering as well as long-lasting protection against many types of graffiti.

Sure Klean® Weather Seal Siloxane WB Concentrate – A self-emulsifying water-repellent concentrate designed for dilution with fresh water at the jobsite. This solvent-free blend of silanes and oligomeric alkoxy siloxanes mixes easily with water to produce a penetrating water-repellent ideal for application to dense or porous masonry surfaces.

SAMPLE PREPARATION - Protective Water Repellents:

The submitted bricks were scored, allowed to dry, and to reabsorb atmospheric humidity for 24 hours prior to treatment. The treatment method consisted of a wet-on-wet brush application. All treatments were allowed to cure at least 14 days prior to testing.


TEST METHODS - Protective Water Repellents:

Water Absorption Tube Test: RILEM II.4, 60 mph, 20 Minutes

The water absorption tube test simulating wind driven rain conditions was performed. This test simulates 60 mile per hour wind driven rain conditions for a period of 20 minutes.



BLOCK PROGRAM LABORATORY REPORT



PROSOCO, Inc.

Page 11

TEST RESULTS - Protective Water Repellents:

Water Absorption Tube Test: RILEM II.4, 60 mph, 20 Minutes

RESULTS	
"Promenade Blend"	
Untreated Control	<40 mph
Custom Masonry Sealer	60 mph
Siloxane WB (1:9)	60 mph

CONCLUSIONS - Protective Water Repellents:

Based upon laboratory evaluations, Sure Klean[®] Custom Masonry Sealer and Sure Klean[®] Weather Seal Siloxane WB Concentrate diluted with nine parts water provided above average water repellency on the submitted "Promenade Blend" concrete brick samples.

RECOMMENDATIONS - Protective Water Repellents:

Based on evaluations, Sure Klean[®] Custom Masonry Sealer and Sure Klean[®] Weather Seal Siloxane WB Concentrate diluted with nine parts water can be recommended for jobsite testing on the "Promenade Blend" concrete brick samples submitted by Akron Brick & Block, Wadsworth, OH.

Apply all products in accordance with the manufacturer's recommendation provided on container labels and product data sheets. On-site testing should be conducted to determine the most appropriate water-repellent product and procedures for a particular project. See product literature for additional application and product information.

Jason L. Anderson
Materials Testing Technician

JLA/csm



Laboratory Report

Block Program Evaluation

**Akron Brick & Block
Wadsworth, OH**

Project No. 0103-10 BP

Prepared For:

**Steve Szoke
Akron Brick & Block
495 Rockglen Dr.
Wadsworth, OH 44281**

Prepared By:



***PROSOCO, Inc.
April 2001***